



City of Cincinnati 2021 Consolidated Annual Performance and Evaluation Report (CAPER)

CR-05 - Goals and Outcomes

**Progress the jurisdiction has made in carrying out its strategic plan and its action plan.
91.520(a)**

This could be an overview that includes major initiatives and highlights that were proposed and executed throughout the program year.

Cincinnati and its neighborhoods have been strengthened by the strategic efforts to increase the quality and diversity of housing, reduce blighted conditions, and improve the vitality of neighborhood business districts as well as small business enhancement.

The City's overall goal was to develop and support comprehensive efforts to expand choices and opportunities for individuals and families to enjoy decent housing, a suitable living environment, and expanded economic opportunities. Decent housing is housing, which is affordable, safe, and accessible. A suitable living environment is that which is safe, livable, free from blighting influences, and economically integrated.

Overall, the City of Cincinnati addressed the 2020 – 2024 Consolidated Plan and 2021 Annual Action Plan goals and objectives for the Community Development Block Grant Program (CDBG), HOME Investment Partnerships Program (HOME), Emergency Solutions Grant Program (ESG), and Housing Opportunities for Persons With HIV / AIDS Program (HOPWA). Despite the challenges brought about by the global pandemic in 2020 and 2021, the City was able to demonstrate progress in nearly all 2020 – 2024 Strategic Plan programs and projects in 2021.

The City addressed many projects throughout 2021 in each of the four entitlement grant programs. Several highlights include:

Lower Price Hill Thrives. Over-the-Rhine Community Housing, Inc. (OTRCH) and Community Matters, Inc. will promote affordable, rehabilitated and new construction units for renter occupants in the Lower Price Hill neighborhood. The proposed scattered-site project will involve the gut renovation and preservation of ten (10) historic structures and the new construction of one (1) building to include approximately 47,671 square feet of rentable residential space. The multi-family, scattered-site project will create forty-seven (47) new rental units ranging from efficiencies to three-bedroom (plus) units. All units will be affordable to households earning a range of 30% to 60% of the area median income. Total project cost is approximately \$13 million, of which \$1,000,000 is provided in HOME funding and approximately \$400,000 in HUD Lead hazard Control Grant funds.

Perseverance. Perseverance is the planned infill construction and renovation of four properties along the 1500 block of Vine Street in Over-the-Rhine. The project will result in 32 affordable (less than 60% AMI) apartment units to be owned and operated by Over-the-Rhine Community Housing with 7,000 square feet of ground floor commercial space. The unit count by unit type is: (1) efficiencies, (10) 1-bedroom units, (13) 2-bedroom units, and (8) 3-bedroom units. The project was awarded \$1 million in HOME funds with other finance sources including 9% Low Income Housing Tax Credits (LIHTC) from the Ohio Housing Finance Agency (OHFA), Federal historic tax credits, State historic tax credits, New Market Tax Credits, and developer equity. Total project cost is expected to be \$8.3 million.

Small Business Programs. The City funds various initiatives that are designed to assist established or emerging small businesses as well as new businesses. The City's model is to contract with a network of nonprofit agencies that, in turn, administer small business programs and services on behalf of the City. The agencies provide training, coaching and networking events for small businesses. These non-profit organizations include, Mortar Cincinnati, the Greater Cincinnati Microenterprise Initiative (GCMi), Centrifuse, and the African American Chamber. The Small Business Program has expanded to provide nominal assistance to businesses through a new program designed to provide small businesses with temporary retail locations currently vacant or under-utilized.

Comparison of the proposed versus actual outcomes for each outcome measure submitted with the consolidated plan and explain, if applicable, why progress was not made toward meeting goals and objectives. 91.520(g)

Categories, priority levels, funding sources and amounts, outcomes/objectives, goal outcome indicators, units of measure, targets, actual outcomes/outputs, and percentage completed for each of the grantee's program year goals.

Goal Name	Program	2021 Allocation	Annual Goal	2021 Accomplishments	Strategic Plan to Date
Affordable Housing	American Dream Down-payment Initiative	HOME \$100,000	20 units	11 units	31 units
	Community Housing Development Organizations Development Projects	HOME \$0	8 units	0 units (108 in progress)	57 units
	Compliance Assistance Repairs for the Elderly	CDBG \$100,000	10 units	6 units	6 units
	Floating Initiatives for Strategic Housing	CDBG			
	Homeowner Rehab Loan Servicing	CDBG \$38,000			
	Housing Repair Services	CDBG \$1,850,000	1,100 units	915 units	1,793 units
	Rotating Initiatives for Strategic Housing	CDBG			
	Strategic Housing Initiatives Program	CDBG \$500,000 HOME \$2,054,992	10 units 20 units	0 units (314 in progress) 176 units	37 units 363 units
	Single Family Homeownership Program	HOME	3 units	0 units	0 units
	Homeowner Assistance Repairs and Building Order Relief	CDBG	15 units	0 units	0 units
Public Services	Blueprint For Success	CDBG \$100,000	7 persons	0 persons (16 in progress)	18 persons
	Emergency Mortgage Assistance	CDBG \$190,000	100 persons	244 persons	481 persons
	Fair Housing	CDBG \$170,000	1,000 persons	1,057 persons	2,707 persons
	Hand Up Initiative	CDBG \$1,260,000	500 persons	137 persons	372 persons

	Housing Choice Mobility Program	CDBG	50 persons	0 persons	0 persons
	Project Lift	CDBG	1,500 persons	0 persons	0 persons
	Tenant Representation	CDBG \$230,000	1,000 persons	737 persons	1,084 persons
	Youth and Young Adult Employment Program	CDBG \$450,000	500 persons	521 persons	887 persons
Economic Development	Commercial and Industrial Redevelopment	CDBG \$456,776	2 acres	1 acre	3 acres
	Findlay Market Operating Support	CDBG \$100,000	1 business	1 business	2 businesses
	Green Urban Watershed Restoration	CDBG \$50,000	1 business	1 business	2 businesses
	Operating Support for CDCs	CDBG \$300,000	8 businesses	7 businesses	16 businesses
	Operating Support for Community Housing Development Organizations	HOME \$140,848	2 businesses	3 businesses	6 businesses
	Neighborhood Business District Improvement Program	CDBG \$920,000	10 businesses	2 businesses	6 businesses
	Small Business Services	CDBG \$150,000	40 businesses	1 business	81 businesses
Neighborhood Stabilization	Concentrated Code Enforcement	CDBG \$600,000	20,000 buildings	7,029 buildings	23,648 buildings
	Hazard Abatement Program	CDBG \$750,000	250 buildings	172 buildings	401 buildings
	Historic Stabilization of Structures	CDBG \$200,000	1 building	1 building	2 buildings
	Lead Hazard Testing Program	CDBG \$200,000	120 units	89 units	179 units
	Vacant Lot Reutilization	CDBG \$30,000	2 projects	4 projects	14 projects
Homelessness Prevention	Family Re-Housing Assistance	CDBG	20 households	2 households	11 households

	Homeless Shelters and Housing	ESG	4,000 persons	0 persons	4,595 persons
	Homelessness Prevention	ESG		0 persons	0 persons
	Rapid Re-housing	ESG	40 households	119 households	211 households
Special Needs	Housing for Persons with HIV/AIDS – Short-Term Rental, Mortgage, Utility Assistance	HOPWA	25 households	94 households	376 households
	Housing for Persons with HIV/AIDS – Rapid Re-housing, Tenant Based Rental Assistance	HOPWA	25 households	80 households	362 households
	HIV/AIDS Housing Operations	HOPWA	25 households	24 households	24 households

Table 1 - Accomplishments – Program Year & Strategic Plan to Date (CDAB CAPER Presentation)

Enhancements to current programs include re-naming Code Enforcement Relocation program to Family Re-Housing Assistance, as this is a program to assist persons being displaced from their units due to code enforcement vacate orders. This program is now being managed by the Department of Buildings and Inspections in conjunction with the Housing Choice Mobility Program and HARBOR (Homeowner Assistance Repairs and Building Order Relief) to better align programs with the community's needs.

Several programs experienced low production due to a variety of reasons. Concentrated Code Enforcement produced low numbers due to COVID, as well as Neighborhood Enhancement Program which is a code enforcement sweep in a designated neighborhood did not occur in 2021. The CDBG-funded Strategic Housing Initiatives Program and the CHDO projects are currently in progress and the units will be reported in the 2022. Small Business Services only provided 1 loan due to the availability of other loans during the pandemic.

The supplemental CDBG Coronavirus Aid, Relief, and Economic Security (CARES) Act (CDBG-CV) funding was allocated to the City of Cincinnati and deployed during 2021. Out of the allocated \$6,881,355, a total of \$4,185,355 has been awarded to organizations providing public services due to the current increased need in the community. A projected total of 11,963 individuals are to be assisted with these funds. The remaining allocation has been awarded to projects and will be implemented during 2022.

CDBG-CV:

Activity	Funding Amount	Target number of individuals to assist
CV Public Services - Catholic Charities - Workforce Development for New Americans	\$60,000.00	120
CV Public Services - Employment Reentry Services for formerly incarcerated	\$40,000.00	140
CV Public Services - Center for Respite Care - Medical Recovery Program	\$40,000.00	100
CV Public Services - Cincinnati Works Job Readiness, Phoenix Program	\$106,000.00	180
CV Public Services - CAA CDL Training	\$40,000.00	22
CV Public Services - Cincy Smiles - Case Management	\$60,000.00	88
CV Public Services - City Gospel Mission - Jobs Plus	\$40,000.00	449
CV Public Services - Easter Seals - ESGC Military & Veteran Services	\$40,000.00	120
CV Public Service - Greater Cincinnati Behavioral Health Services - Youth Employment	\$65,000.00	75
CV Public Services - Madisonville Education and Assistance Center (MEAC) - Financial Assistance	\$40,000.00	85
CV Public Services - Mercy Neighborhood Ministries - Home Care Aide Training Program	\$40,000.00	100
CV Public Services - Mercy Neighborhood Ministries - Workforce Supports	\$40,000.00	160
CV Public Services - Power Inspires Progress - Stabilization, Training and Job Placement	\$40,000.00	25
CV Public Services - Santa Maria Community Services - Stable Families	\$40,000.00	80
CV Public Services - Santa Maria Community Services - Workforce Development	\$80,000.00	180
CV Public Services - St. Vincent de Paul - Homeless Prevention Program	\$40,000.00	975
CV Public Services - Talbert House - Employment Services	\$50,000.00	53
CV Public Services - Tender Mercies - Permanent Supportive Housing	\$40,000.00	142
CV Public Services - Urban League - Employment Services	\$70,000.00	25
CV Public Services - Women Helping Women - Crime Services	\$93,000.00	700
CV Public Services - Santa Maria - Crime Services	\$100,000.00	100
CV Public Services - YWCA - School Violence Program	\$75,000.00	317
CV Public Services - Dress For Success - Employment Training	\$40,000.00	120
CV Public Services - Cinti Union Bethel - Anna Louis Inn	\$40,000.00	95
CV Public Services - Freestore Foodbank - Employment Training	\$125,000.00	180
CV Public Services - Families Forward - Crime Awareness	\$75,000.00	710
CV Public Services - Urban League - Crime Awareness/Youth Council	\$93,855.00	165
CV Public Services - Catholic Charities - Senior Services	\$48,000.00	124
CV Public Services - Mercy Neighborhood - Senior Services	\$48,000.00	210
CV Public Services - Center for Addiction Treatment - Mental Health Services	\$70,000.00	200

CV Public Services - Community Matters - Substance Abuse Services	\$40,000.00	70
CV Public Services - City Gospel Mission - Health Services	\$80,000.00	100
CV Public Services - Neighborhood Allies - Substance Abuse Services	\$40,000.00	160
CV Public Services - PWC - Senior Services	\$48,000.00	51
CV Public Services - Pro Seniors - Senior Services	\$40,000.00	500
CV Public Services - Prevention First - Substance Abuse Services	\$40,000.00	150
CV Public Services - CHAMPS Prevention Program - Mental Health Services	\$40,000.00	27
CV Public Services - Caracole - PSH	\$40,000.00	19
CV Public Services - Addiction Services Council - Mental Health	\$40,000.00	200
CV Public Services - Freestore Foodbank - Employment Training	\$100,000.00	27
CV Public Services - Per Scholas - Employment Training	\$100,000.00	80
CV Public Services - Urban League - Employment Training	\$50,000.00	138
CV Public Services - Salvation Army - Crime Awareness	\$40,000.00	100
CV Public Services - Cinti Union Bethel - Mental Health Services	\$40,000.00	44
CV Public Services - Cincinnati Youth Collaborative - Employment Training	\$86,000.00	950
CV Public Services - 4C for Children - Child Care Solutions	\$40,000.00	900
CV Public Services - First Step Home - Mental Health Services	\$80,000.00	110
CV Public Services - Legal Aid - Homeless Prevention	\$40,000.00	750
CV Public Services - Legal Aid - Clearing Hurdles to Employment	\$40,000.00	800
CV Public Services - Ohio Justice Center - Second Chance	\$40,000.00	180
CV Public Services - IKRON - Employment Training	\$40,000.00	40
CV Public Services - IKRON - Rise - Employment Training	\$40,000.00	42
CV Public Services - Talbert House - Health Services	\$50,000.00	100
CV Public Services - Immigrant and Refugee - Legal Services	\$50,000.00	180
CV Public Services - Cincinnati Works - Employment Training	\$250,000.00	105
CV Public Services - Closing the Health Gap - Health Services	\$750,000.00	
CV Public Services - Downtown Cincinnati- Homeless Prevention	\$75,000.00	
CV Public Services - Center for Addiction Treatment - Mental Health Services	\$87,500.00	100

ESG-CV funds were deployed for 2021 shelters and homeless prevention. A total of 5,801 households were assisted for a total number of 7,655 clients with ESG-CV.

ESG-CV:

Agency Name	Project Name	Number of Clients	Number of Households
ESG Entitlement – RRH			
Lighthouse Youth Services	LYS ESG Rapid Re-Housing	23	16

Shelterhouse Volunteer Group	SHVG ESG Rapid Re-Housing	103	103
Subtotal		126	119
ESG-CV – RRH			
Bethany House Services	BHS ESG-CV Aftercare	302	79
Talbert House	TAL EHV RRH	28	28
Subtotal		330	107
Subtotal all RRH		456	226
ESG-CV – Shelter			
YWCA	Domestic Violence Shelter	419	223
Bethany House Services, Inc.	BHS- Family Shelter OH0248	213	70
Bethany House Services, Inc.	BHS Family Shelter 2 OH0248	459	92
Bethany House Services, Inc.	BHS Hotel/Motel OH0248	334	97
City Gospel Mission	CGM Winter Shelter	32	32
Greater Cincinnati Behavioral Health Services	GCBHS Motel	84	81
Interfaith Hospitality Network	IHN Family Shelter OH0248	185	69
Lighthouse Youth Services	LYS Sheakley Center for Youth	242	242
Lighthouse Youth Services	LYS Mecum House Youth Crisis Shelter	392	392
Shelterhouse Volunteer Group	SHVG Men's Safe Shelter	1,444	1,444
Shelterhouse Volunteer Group	SHVG - Shelter Men's Step-Up B	233	233
Shelterhouse Volunteer Group	SHVG Shelter Men's Step-Up A	194	194
Shelterhouse Volunteer Group	SHVG Year Round Shelter	1,064	1,064
Shelterhouse Volunteer Group	SHVG Women's Shelter	206	206
Shelterhouse Volunteer Group	SHVG Women's Safe Shelter	495	495
Talbert House	TAL - POP Winter Shelter	206	206
The Salvation Army	SA Family Shelter OH0248	118	37
Cincinnati Union Bethel	CUB Off the Streets Residential	56	56
Talbert House	ESG-CV TRP (Covid Shelter)	125	125
Subtotal		6,501	5,358
ESG-CV – Homeless Prevention			
Interfaith Hospitality Network of Greater Cincinnati	IHN Aftercare Prevention	162	44
Strategies to End Homelessness	Shelter Diversion	536	173
Subtotal		698	217

For 2021, HOPWA-CV accomplishments were reported with HOPWA entitlement for a total of 243 households assisted and 324 beneficiaries.

Assess how the jurisdiction's use of funds, particularly CDBG, addresses the priorities and specific objectives identified in the plan, giving special attention to the highest priority

activities identified.

The City allocated resources based upon community needs, the success of a program at addressing those needs, input from the Community Development Advisory Board (CDAB), and the public engagement process. The CDAB is a volunteer group appointed by the Mayor and approved by City Council. The CDAB advises the City Manager on the Consolidated Plan, Annual Action Plans, Consolidated Annual Performance and Evaluation Report (CAPER), related resource allocations and other matters related to the administration of the Consolidated Plan. The 2021 CAPER was presented to the CDAB prior to the submission of the final CAPER, as well as posted on the City's website, posted for comment in City administration buildings, and announced in the City Bulletin. All accomplishments for the entitlement grant programs were presented for the Calendar Year 2021 regardless of the which years' entitlement grant funds were expended. The major obstacle for addressing the City of Cincinnati needs during 2020 and again in 2021 resulted from quarantines, furloughs, and supply disruptions as a result of the pandemic.

Although the City of Cincinnati did not prioritize certain goals or programs in the 2020 – 2024 Consolidated Plan, progress related to the goals of all 2020 – 2024 Consolidated Plan activities has been on-going. Some projects, such as residential development, remediating brownfields, and redeveloping land to create new businesses and new jobs, may take several years to complete.

The goals listed in Table 1 represent accomplishments during the calendar year 2021 for progress towards the goals established in the 2020 – 2024 Consolidated Plan and 2021 Annual Action Plan.

CR-10 - Racial and Ethnic composition of individuals assisted

Describe the individuals assisted (including the racial and ethnic status of families assisted).

91.520(a)

	CDBG	HOME	ESG	HOPWA
White	1,590	6	23	140
Black / African American	5,323	21	63	167
Asian	17	0	0	0
American Indian / American Native	13	0	0	0
Native Hawaiian / Other Pacific Islander	3	0	1	0
American Indian / Alaskan Native and White	211	0	0	2
Asian and White	3	0	0	0
Black / African American and White	58	0	0	8
American Indian / Alaskan Native and Black / African American	5	0	0	1
Other Multi-Racial	746	0	3	6
Total	7,969	27	90	324
Hispanic	249	0	4	19
Not Hispanic	7,720	27	86	305

Table 2 – Table of assistance to racial and ethnic populations by source of funds (HUD Form 40110, PR-23)

Narrative

Generally, the CDBG, HOME and ESG programs serve the entire City of Cincinnati in accordance with the program requirements of each grant as the need for services is present throughout the City's 52 neighborhoods. The listed ethnic and racial populations assisted with these funds represent the at-risk population served throughout the neighborhoods. Individuals who do not report their race and / or ethnicity are listed under the category of "Other".

For ESG reporting, there are 3 instances of "multiple races" that have been added to "Other Multi-Racial" and 1 instance of "data not collected", which have been added to "Non-Hispanic" totals.

The numbers listed for HOPWA are HOPWA-eligible individuals and all other beneficiaries for all HOPWA programs.

CR-15 - Resources and Investments 91.520(a)

Identify the resources made available

Source of Funds	Source	2021 Resources Made Available – Authorized Amount	Amount Expended During Program Year – Net Drawn Amount EN + PI
CDBG	Public – Federal	\$12,125,429.11	\$9,451,818.50
HOME	Public – Federal	\$2,908,254.05	\$2,296,922.65
HOPWA	Public – Federal	\$1,281,332.00	\$399,830.28
ESG	Public – Federal	\$997,610.00	\$725,711.56

Table 3 – Resources Made Available (Authorizing Ordinances, PR-01, Sage HMIS Report)

Source of Funds	Source	2020 and 2021 Resources Made Available – Authorized Amount	Amount Expended During Program Year – Net Drawn Amount EN + PI
CDBG – CV	Public – Federal	\$9,106,648.00	\$3,801,826.82
HOME – ARP	Public – Federal	\$9,923,076.00	\$0.00
HOPWA – CV	Public – Federal	\$166,072.00	\$157,472.93
ESG – CV	Public – Federal	\$7,651,777.00	\$4,043,324.01

Narrative

Due to City staff furloughs and delays with projects during 2020, the City of Cincinnati was not able to make the CDBG timeliness requirement, and again in 2021. The HOME commitment and disbursement deadlines as well as the Community Housing Development Organizations (CHDO) commitment and disbursement deadlines were made during the 2021 Calendar Year.

Identify the geographic distribution and location of investments

Target Area	Planned Percentage of Allocation	Narrative Description
NRSA	25%	Approved areas
City-wide	75%	

Table 4 – Identify the geographic distribution and location of investments (PR-14)

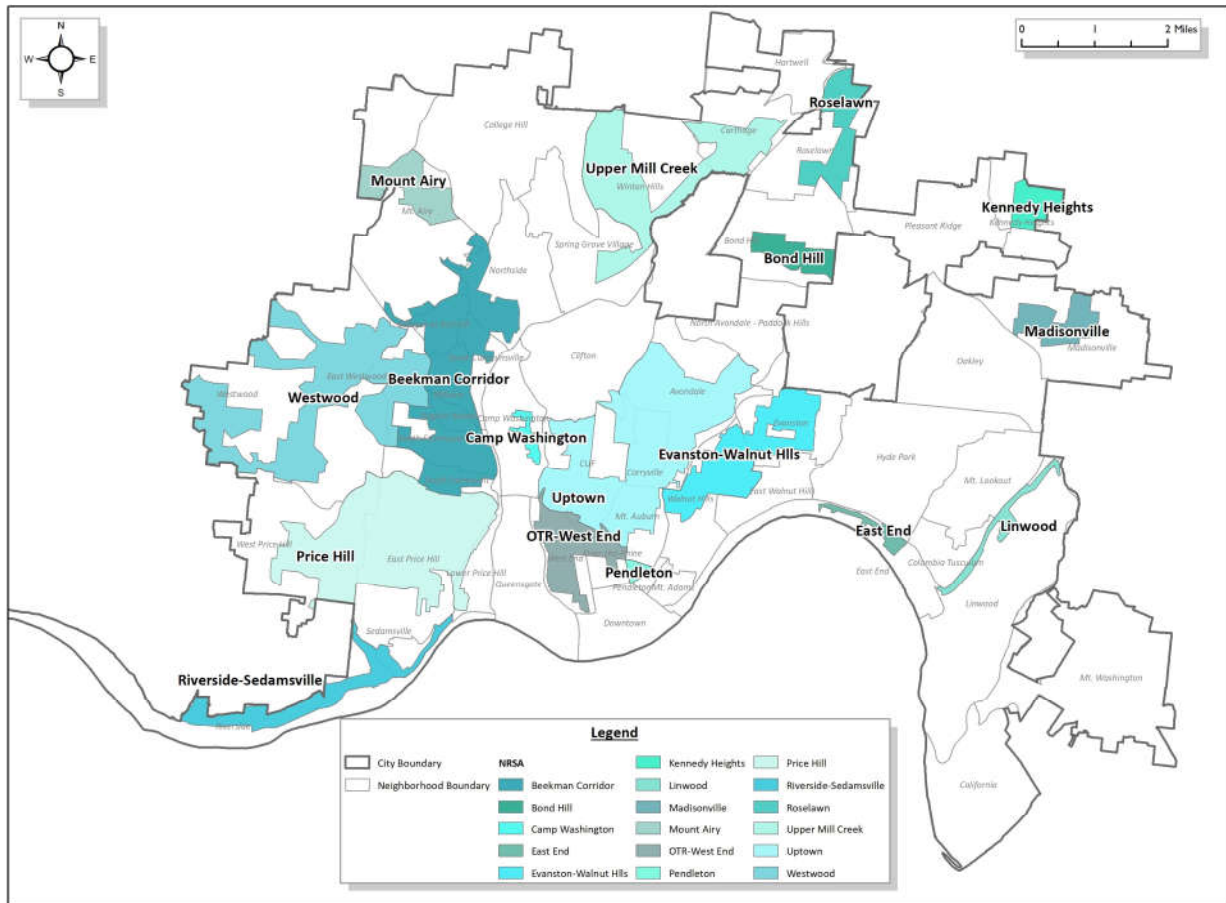
Narrative

There are two types of neighborhood boundaries that presently exist in the City of Cincinnati: (1) The 52 Neighborhood Boundaries drawn by neighborhood community councils and reflected in

the Community Councils' by-laws and (2) the 51 Statistical Neighborhoods Areas (SNAs) which are delineated by census tracts.

Generally, CDBG, HOME and ESG programs serve the entire City of Cincinnati in accordance with the program requirements of each grant. The HOPWA program serves the Cincinnati Eligible Metropolitan Statistical Area (EMSA), which covers sixteen counties in the region.

For the CDBG program, the City of Cincinnati has been approved by HUD for a new Neighborhood Reinvestment Strategy Areas (NRSA) through 2024. An NRSA is a geographical area within a neighborhood that is primarily residential and contains 70% or more of low- and moderate-income residents. NRSA designations assists with targeting CDBG resources in support of community revitalization efforts. The residential portions of the following neighborhoods that have been analyzed and approved for NRSA eligibility are: Avondale; Bond Hill; Camp Washington; Carthage; Corryville; CUF; East End; East Price Hill; East Westwood; English Woods; Evanston; Kennedy Heights; Linwood; Lower Price Hill; Madisonville; Millvale; Mount Airy; Mount Auburn; North Fairmount; Northside; Over-the-Rhine; Pendleton; Riverside; Roselawn; Sedamsville; South Cumminsville; South Fairmount; Spring Grove Village; Villages at Roll Hill; Walnut Hills; West End; West Price Hill; Westwood; and Winton Hills.



The City utilized the public service waiver in order to provide supportive services to the community in response to the pandemic with the 2019 and 2020 CDBG entitlement funding.

The CDBG-funded Hand Up Initiative Program provides job readiness and job training with an annual goal of transitioning 500 Cincinnatians out of poverty yearly. Supportive services such as transportation and childcare are also included in the program. The program will focus on residents in Neighborhood Revitalization Strategy Areas (NRSAs) with implementation from Community Based Development Organizations (CBDOs) in those areas. The 5-year benchmark as outlined in the 2020 – 2024 Consolidated Plan is 2,500 persons trained. The programs include job readiness, construction skills, Commercial Driver's License, home health visits, and culinary skills. All organizations to submit applications to be City of Cincinnati are required to be Community Based Development Organizations (CBDO).

Project Lift is a new CDBG-funded public service activity as of CY 2019. The program will target low-income individuals and families to provide supportive services and improve the economic self-sufficiency of families in the region, including access to affordable housing, job training,

employment, and other critical needs. The program will focus all services on residents in Neighborhood Revitalization Strategy Areas (NRSAs).

All other established CDBG-funded public service programs, Tenant Representation, Emergency Mortgage Assistance, Youth and Young Adult Employment Program, Fair Housing Services, Blueprint For Success, and Housing Choice Mobility Program, provided services City-wide and are subject to the 15% public service cap. The Youth and Young Adult Employment Program accepts applications from youth ages 14 through 24 who reside in the region and does not restrict to only City of Cincinnati residents.

The HOPWA program serves the Cincinnati Eligible Metropolitan Statistical Area (EMSA), which covers 5 Ohio counties (Brown, Butler, Clermont, Hamilton, Warren); 7 Kentucky counties (Boone, Bracken, Campbell, Gallatin, Grant, Kenton, Pendleton); and 4 Indiana Counties (Dearborn, Franklin, Ohio, Union). Although the four agencies that currently receive HOPWA funding are located in the Greater Cincinnati area, collectively they offer HOPWA assistance to persons in any of the 16 counties included in the EMSA. The HOPWA Advisory Committee makes funding recommendations to the City of Cincinnati based on the needs of the population and the market to ensure that each geographic area is receiving funding commensurate with need.

The HUD programs, with the exception of the Hand Up Initiative Program and Project Lift, are not allocated to specific areas and serve the entire population of the City. This is due to program design and general need throughout most city neighborhoods.

Leveraging

Explain how federal funds leveraged additional resources (private, state and local funds), including a description of how matching requirements were satisfied, as well as how any publicly owned land or property located within the jurisdiction that were used to address the needs identified in the plan.

The majority of the City's Consolidated Plan programs generate leverage and meet the required match standards. Federal resources are an important element of many of the housing and economic development projects funded by the City. These projects require a variety of sources including, federal, state, local, and private dollars.

Of the City's 27 CDBG programs, five of the programs generate leverage: Strategic Housing Initiatives Program, Commercial and Industrial Redevelopment, Historic Stabilization of Structures, Neighborhood Business District Improvement Program, and Small Business Services. The City projects approximately \$16 million in leveraged resources annually from CDBG. Of the City's HOME programs, four of the programs generate leverage: Strategic Housing Initiatives Program, Community Housing Development Organizations Development Projects, Single Family Homeownership Development, and the American Dream Down-payment Initiative Program. The City projects approximately \$19 million in leveraged resources annually from HOME. For both CDBG and HOME, the leveraged resources include private investment, state and federal grants, and in-kind donations. Leverage varies from year to year based in part on the projects that are funded.

Strategies to End Homelessness (STEh) is a non-profit organization that has led a coordinated community effort with the goal of ending homelessness in Greater Cincinnati since 2007. STEh administers the City of Cincinnati's ESG and HOPWA grant programs and Hamilton County's ESG program and is the Unified Funding Agency (UFA) for the Continuum of Care (CoC) programs. STEh developed policies and procedures for monitoring recipients of HOPWA, ESG, and CoC funding, which include reviewing documentation of matching funds.

Dollar-for-dollar match is verified for all Emergency Solutions Grant funds. Rapid re-housing and shelter providers must define their match upon submission of ESG budgets, prior to subawards being issued, and prior to expenditures being reimbursed. During the annual monitoring visit, subrecipients must verify their match and provide STEh with a copy of the match certification. Subrecipients are also required at the end of each year to document the match and/or leverage for their programs, as applicable. The Department of Community and Economic Development reviews all of the information gathered from STEh. STEh also manages the Shelter Diversion program and provides the required match for the remaining funds.

Additionally, STEH manages the CoC program including Permanent Supportive Housing, Rapid Re-housing, Transitional Housing, and Services programs. During the annual prioritization process, each subrecipient must submit a budget on a standardized template, demonstrating the required match for the program. Commitment letters with the source of the funds are required for cash or in-kind match. Commitment letters for cash match must be from the subrecipient of CoC funds; a Memorandum of Understanding between the recipient/subrecipient and the match provider is required for in-kind match contributions. Match documentation is reviewed during the Annual Performance Review reporting process.

Fiscal Year Summary – HOME Match	
1. Excess match from prior Federal fiscal year	\$17,950,157.07
2. Match contributed during current Federal fiscal year	\$2,694,523.61
3. Total match available for current Federal fiscal year (Line 1 plus Line 2)	\$20,644,680.68
4. Match liability for current Federal fiscal year	\$135,512.34
5. Excess match carried over to next Federal fiscal year (Line 3 minus Line 4)	\$20,509,168.34

Table 5 – Fiscal Year Summary - HOME Match Report (PR-33)

Match Contribution for the Federal Fiscal Year 2021			
Project No. or Other ID (IDIS Activity Number)	Date of Contribution	Foregone Taxes, Fees, Charges	Total Match
4210 – 53 Clifton	2019	\$37,459.24	\$37,459.24
4210 – 1900 Vine	2020	\$127,817.43	\$127,817.43
4210 – 2 McMicken	2020	\$264,735.39	\$264,735.39
4210 – 1902 Vine	2020	\$130,247.10	\$130,247.10
4210 – 19 Clifton	2020	\$157,300.79	\$157,300.79
4254 – 821 Ezzard	2019	\$1,976,963.67	\$1,976,963.67

Table 6 – Match Contribution for the Federal Fiscal Year (HUD Form 40107-A)

2021 HOME Program Income Report

Program Income – Enter the program amounts for the reporting period				
Balance on hand at beginning of reporting period \$	Amount received during reporting period \$	Total amount expended during reporting period \$	Amount expended for TBRA \$	Balance on hand at end of reporting period \$
\$131,362.10	\$211,042.76	\$59,324.37	\$0.00	\$151,718.39

Table 7 – Program Income (PR-09)

2021 HOME MBE/WBE report

Minority Business Enterprises and Women Business Enterprises – Indicate the number and dollar value of contracts for HOME projects completed during the reporting period						
	Total	Minority Business Enterprises				White Non-Hispanic
		Alaskan Native or American Indian	Asian or Pacific Islander	Black Non-Hispanic	Hispanic	
Contracts						
Number	0					
Dollar Amount	\$0.00					
Sub-Contracts						
Number	233		5	14		214
Dollar Amount	\$32,329,162.51		\$720,292.24	\$935,339.61		\$30,673,530.66
	Total	Women Business Enterprises	Male			
Contracts						
Number	0					
Dollar Amount	\$0.00					
Sub-Contracts						
Number	233	51	182			
Dollar Amount	\$32,329,162.51	\$2,540,956.24	\$29,788,206.27			

Table 8 – Minority Business and Women Business Enterprises (HUD Form 2516 April 2021 and HUD Form 2516 October 2021)

Minority Owners of Rental Property – Indicate the number of HOME assisted rental property owners and the total amount of HOME funds in these rental properties assisted						
	Total	Minority Property Owners				White Non-Hispanic
		Alaskan Native or American Indian	Asian or Pacific Islander	Black Non-Hispanic	Hispanic	
Number	0					
Dollar Amount	0					

Table 9 – Minority Owners of Rental Property

Relocation and Real Property Acquisition – Indicate the number of persons displaced, the cost of relocation payments, the number of parcels acquired, and the cost of acquisition						
Parcels Acquired	0					
Businesses Displaced	0					
Nonprofit Organizations Displaced	0					
Households Temporarily Relocated, not Displaced	0					
Households Displaced	Total	Minority Property Enterprises				White Non-Hispanic
		Alaskan Native or American Indian	Asian or Pacific Islander	Black Non-Hispanic	Hispanic	
Number	0					
Cost	0					

Table 10 – Relocation and Real Property Acquisition (PR-23)

CR-20 - Affordable Housing 91.520(b)

Evaluation of the jurisdiction's progress in providing affordable housing, including the number and types of families served, the number of extremely low-income, low-income, moderate-income, and middle-income persons served.

Households to be Supported Through	One-Year Goal	Actual
Homeless (Homelessness Prevention – Family Re-Housing Assistance)	20	2
Non-Homeless (American Dream Down-payment Initiative, Emergency Mortgage Assistance)	120	255
Special-Needs (HOPWA)	242	219
Total	380	476

Table 11 – Number of Households (Table 1)

Households to be Supported Through	One-Year Goal	Actual
Rental Assistance (TBRA, Rapid Re-Housing, STRMU)	125	174
The Production of New Units (Strategic Housing Initiatives Program, CHDO Development Projects, Single Family Homeownership Development)	41	180
Rehab of Existing Units (Compliance Assistance Repairs for the Elderly, Housing Repair Services, HARBOR)	1,110	921
Acquisition of Existing Units	0	0
Total	1,276	1,275

Table 12 – Number of Households Supported (Table 1)

Discuss the difference between goals and outcomes and problems encountered in meeting these goals.

The City of Cincinnati met or exceeded the goals and outcomes for the majority of the programs during 2021. It should be noted, however, these accomplishments that were completed during the calendar year as detailed in Table 11 and Table 12 do not correspond directly with the 2020 entitlement expenditure and may have been completed with prior year's funds.

HOPWA leveraged funds provided affordable housing units to 145, falling slightly short of the goal of 161 households. Participants in the HOPWA program required more assistance than anticipated because of the pandemic; therefore, fewer households were able to be served.

Discuss how these outcomes will impact future annual action plans.

The City developed the 2020 – 2024 Consolidated Plan and 2020 Annual Action Plan based on the outcomes from the 2015 – 2019 Consolidated Plan. Needs analysis, community surveys and market analysis also determined the future action plans and related goals, objectives and

programs. City staff input, community input, and support of the neighborhood analysis have been incorporated.

Include the number of extremely low-income, low-income, and moderate-income persons served by each activity where information on income by family size is required to determine the eligibility of the activity.

Number of Persons Served	CDBG Actual	HOME Actual
Extremely Low-income	1,483 (0% - 30% AMI)	7 (0% - 30% AMI)
Low-income	781 (31% - 50% AMI)	14 (31% - 60% AMI)
Moderate-income	143 (51% - 80% AMI)	6 (61% - 80% AMI)
Non-Low-Moderate-income	7 (>80% AMI)	0 (>80% AMI)
Total	2,414	27

Table 13 – Number of Persons Served (PR-23)

AMI: Area Median Income

Narrative Information

The City focuses HOME Investment Partnerships dollars for affordable (extremely low-income) housing projects.

CR-25 - Homeless and Other Special Needs 91.220(d, e); 91.320(d, e); 91.520(c)

Introduction

The City of Cincinnati, Hamilton County, the Homeless Clearinghouse (CoC Board) and Strategies to End Homelessness (CoC Unified Funding Agency) have consistently utilized the Consolidated Plan as the primary documentation of the strategies, planning, and services being used to address homelessness, particularly chronic homelessness, in the City of Cincinnati and Hamilton County. The Homeless Section of the Consolidated Plan has been developed for both the City of Cincinnati and Hamilton County, Ohio as part of the local HUD Continuum of Care for the Homeless (CoC) program of the combined jurisdictions. Pursuant to HUD's guidance and the community's method of conducting planning and facilitating processes for homeless, the jurisdictions have standardized elements contained in the Consolidated Plan and the Continuum of Care Plan housing and services, linking the two documents and plans, and thereby reducing duplication of effort and mainstreaming resources.

In addition to the Consolidated Plan, in 2008 Cincinnati City Council directed Strategies to End Homelessness (STEh) to address the inadequacy of the provision of services for single homeless individuals and develop and implement a comprehensive plan to improve such services. City Council also requested that the plan ensure that as a critical segment of the homeless community, single homeless men and women will have access to safe, appropriate shelter facilities and that such facilities will provide comprehensive services necessary for homeless individuals to obtain and maintain housing. As a result of this request, the Homeless to Homes plan was completed in 2009 and adopted by both Cincinnati City Council and Hamilton County Board of County Commissioners. Pursuant to the plan's recommendations, the City and County administration originally incorporated Homeless to Homes plan recommendations into the Homeless/Special Needs section of the 2015 – 2019 Consolidated Plan. Implementation of the Homeless to Homes Plan is ongoing and incorporated into the 2020 – 2024 Consolidated Plan.

In 2014, a comparable study on ending Family homelessness began. Strategies to End Homelessness, the Society of St. Vincent de Paul and the Family Housing Partnership (Bethany House Services, Interfaith Hospitality Network of Greater Cincinnati, The Salvation Army, and the YWCA of Greater Cincinnati) led the development of the Solutions for Family Homelessness plan to identify how our community can proactively address the needs of families experiencing homelessness. The recommendations in the plan are focused in four key areas: Prevention, Capacity Building, Policy Change and Housing. Implementation of this plan is ongoing and incorporated into the 2020 – 2024 Consolidated Plan.

In early 2017, STEH was selected as one of ten communities to participate in the HUD-funded Round 1 Youth Homelessness Demonstration Project (YHDP). STEH has worked with Lighthouse Youth and Family Services, HUD Technical Assistance providers, and a community driven strategic planning committee to create a plan to end Youth Homelessness, which was approved by HUD in early 2018. The comprehensive community plan on ending youth homelessness for Cincinnati and Hamilton County is titled, *KEYS to a Future without Youth Homelessness*. The community implemented this plan in March of 2020, utilizing the additional \$3.8 million (over two years) awarded to Cincinnati and Hamilton County to ensure youth homelessness is rare, brief, and non-reoccurring. Funding was renewed for this project during the FY 2021 CoC Program Competition process.

The Homeless Clearinghouse oversees CoC planning and gaps analysis, coordinates project outcomes review, priority setting, funding allocation, and monitors elements of the Consolidated Plan. The Homeless Clearinghouse also annually reviews program performance in relation to HUD system performance measures and uses such outcomes data to propose changes to the local CoC funding prioritization process and presents these outcome performance measures to CoC membership. Such performance-based prioritization is accompanied by community input to select projects to be included in the annual CoC application. The Homeless Clearinghouse also oversees allocation and planning processes for ESG funds and the monitoring of ESG-funded program performance.

The HOPWA Advisory Committee provides guidance on the allocation of HOPWA funding in a process designed to be inclusive of multiple stake holder within the HIV/AIDS community. The Committee reviews applications for HOPWA funds and makes allocation recommendations to address the greatest need in the community. These recommendations are forwarded to the City of Cincinnati's Office of the City Manager for inclusion in the annual budget presented to the City Council for final approval. The City of Cincinnati contracts with STEH to facilitate the allocation process and to oversee sponsor grant management and project activities.

Strategies to End Homelessness was designated as a Unified Funding Agency (UFA) in 2015 and is one of the fourteen Continuum's of Care in the Country to hold the designation. As a UFA, STEH:

- Applies for CoC funding for all projects within the geographic area and enter into grant agreement with HUD for those projects;
- Enters into legally binding funding agreements with subrecipients;
- Monitors agencies for performance and fiscal and programmatic compliance; and
- Works with the CoC Board to make decisions that affect funding and allocations to subrecipients.

- Develops policies, tools, and trainings to ensure best practices and compliance.

Evaluate the jurisdiction's progress in meeting its specific objectives for reducing and ending homelessness through:

Reaching out to homeless persons (especially unsheltered persons) and assessing their individual needs

The Homeless Outreach Group (HOG) is a group of outreach providers who meet monthly to discuss best practices. Representatives from both the Cincinnati Police Department and Hamilton County Sheriff's department attend the group. Currently there are three agencies with four programs and 10 full-time outreach workers listed below that provide outreach services to those living on the street:

- Lighthouse Youth Services works with youth ages 18 to 24 experiencing unsheltered homelessness;
- Greater Cincinnati Behavioral Health's PATH Team connects people living in unsheltered situations suffering from mental illness to needed services and operated a program (formerly operated by Block by Block) specifically focusing on persons experiencing homelessness in the downtown area of Cincinnati; and
- The Veteran Administration employs two dedicated street outreach workers to house veterans living in places not meant for human habitation.

Housing and supportive services are marketed to people experiencing homelessness through these street outreach programs, a centralized intake service (the Centralized Access Point, or "CAP") which works to connect people experiencing a housing crisis to appropriate services, and seventeen different shelter diversion, emergency shelter, and transitional housing programs. The Homeless Outreach Workgroup members collaborate at monthly meetings to ensure that each person living on the streets is being engaged by outreach services, and is then connected to appropriate resources and programs.

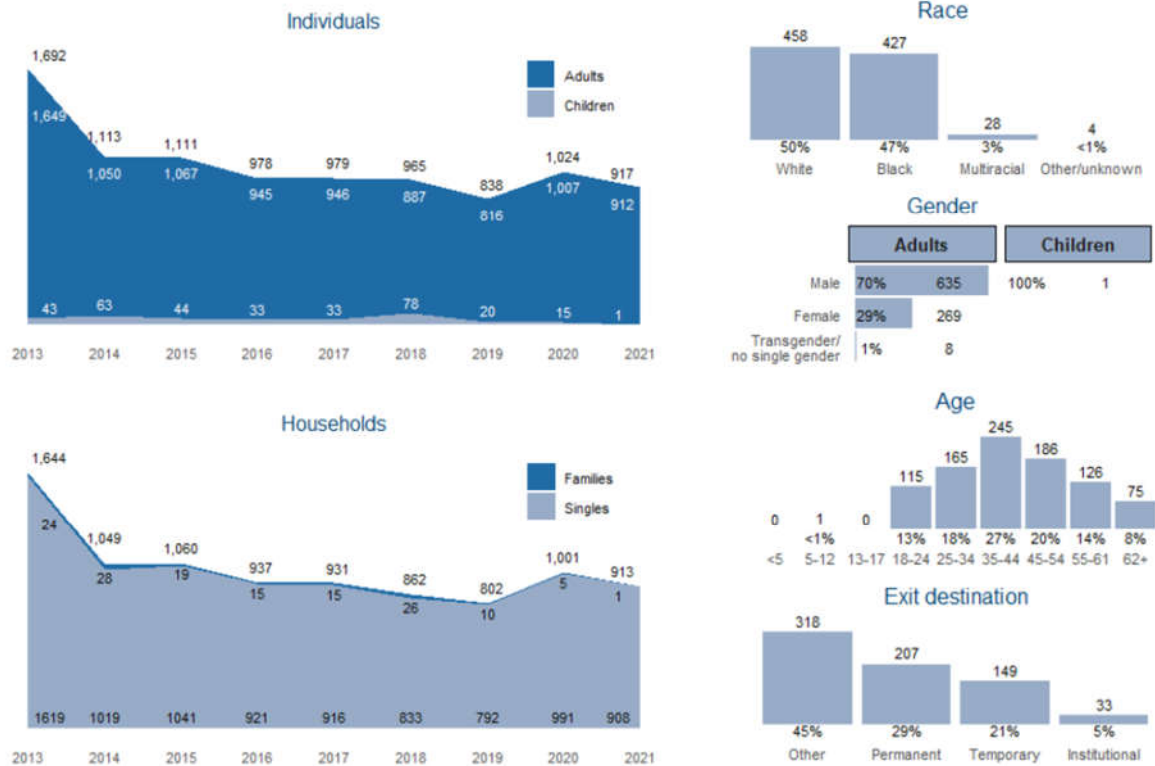
Strategies to End Homelessness currently operates the Coordinated Entry system which has two parts: the CAP and the Coordinated Entry into homeless housing projects. CAP is the intake and assessment point for the Shelter Diversion Program as well as for emergency shelters and transitional housing projects. The Coordinated Entry System which prioritizes housing referrals started in January of 2016 and uses the VI-SPDAT (Vulnerability Index Service Prioritization Decision Assistance Tool) as the assessment tool to determine prioritization. The VI-SPDAT is administered with all clients identified on the street and in emergency shelter and through a series of questions, assists in determining which housing intervention would best meet the

household's housing needs. STEH employs full time employees who manage the prioritization list and ensures that appropriate housing placements are being made. STEH and the Homeless Clearinghouse are using the prioritization list as a method of evaluating the homeless housing resources in the community and making sure that the housing stock that is available for the homeless population matches the demand. A Coordinated Entry workgroup meets monthly to ensure that the system is following best practice and adequately serving the people in the community with housing needs.

In March of 2021, Strategies to End Homelessness released Street Reach, an online application for Android or iOS, which allows people in the community to report people experiencing homelessness to our Central Access Point (CAP) Helpline Intake Specialists. The report includes a general description of the person/persons and a location. CAP Intake Specialists send a trained Street Outreach Worker to that location to check on them and help them start their journey back to stable housing.

In June of 2021, a team of community partners began working with Community Solutions, a nationally recognized non-profit organization that helps communities use data and system modeling in responding to homelessness. Community Solutions worked with the team to set goals. A primary goal agreed upon by the group was to exit 70% of the unsheltered population to positive destinations by June of 2023. The group determined that the strategic drivers to achieve these this goal include using data to drive improvement, case conferencing with community partners to increase speed to housing, ensuring people remain housed after assisting them in exiting from homelessness, and engaging leadership and other stakeholders in the community to support the efforts of the team.

STREET OUTREACH: 917 INDIVIDUALS*



* Does not include individuals in the Youth Crisis Center BCP Prevention Project

Addressing the emergency shelter and transitional housing needs of homeless persons

The Homeless to Homes Plan, which was adopted by the City of Cincinnati and Hamilton County in 2009, continues to address the inadequacies of services for homeless single individuals. The plan recognizes that shelters must have a comprehensive system of care in order to serve as a springboard to housing.

As a result of the Homeless to Homes Plan (2009), the Homeless to Homes Shelter Collaborative was formed to reconfigure the existing shelter capacity in order to most effectively serve the unique needs of the homeless population. The Homeless to Homes Shelter Collaborative built five new state of the art facilities, which offer daytime programming, increased case management, mental and medical health services and healthier living conditions.

By 2015, all five new facilities were officially open. Members of the Homeless to Homes Shelter Collaborative include:

- Lighthouse’s Sheakley Center for Youth, which opened in January 2012, has shelter beds for homeless men and women aged 18 to 24. The Sheakley Center moved locations in early 2018 and increased bed capacity from 28 to 36.
- Talbert House has been operating the Parkway Center since July 2012. The facility on Central Parkway is a 60-bed facility for single homeless men over the age of 18 who are in need of services related to their substance abuse issues.
- City Gospel Mission opened a new 72-bed facility in Queensgate in April 2015 and serves homeless men over the age of 18 seeking a faith-based, service-enriched program.
- Shelterhouse (formerly Drop Inn Center) opened the area’s first homeless shelter for women, the Esther Marie Hatton Center for Women, in June 2015. The shelter has 60 beds for women 18 and older.
- Shelterhouse also opened the David & Rebecca Barron Center for Men in September 2015, which holds 150 beds for single men.

As part of the Solutions for Family Homelessness plan, the Family Housing Partnership (made up of Bethany House Services, Interfaith Hospitality Network, the Salvation Army and YWCA Greater Cincinnati) is reevaluating current case management models to determine how to best serve homeless families. The group piloted a “cross system case management” model in 2017 which allowed for a more seamless transition in case management when a family moves from homelessness into housing. In 2018 the group expanded after-care case management to ensure that families are maintaining stability in housing.

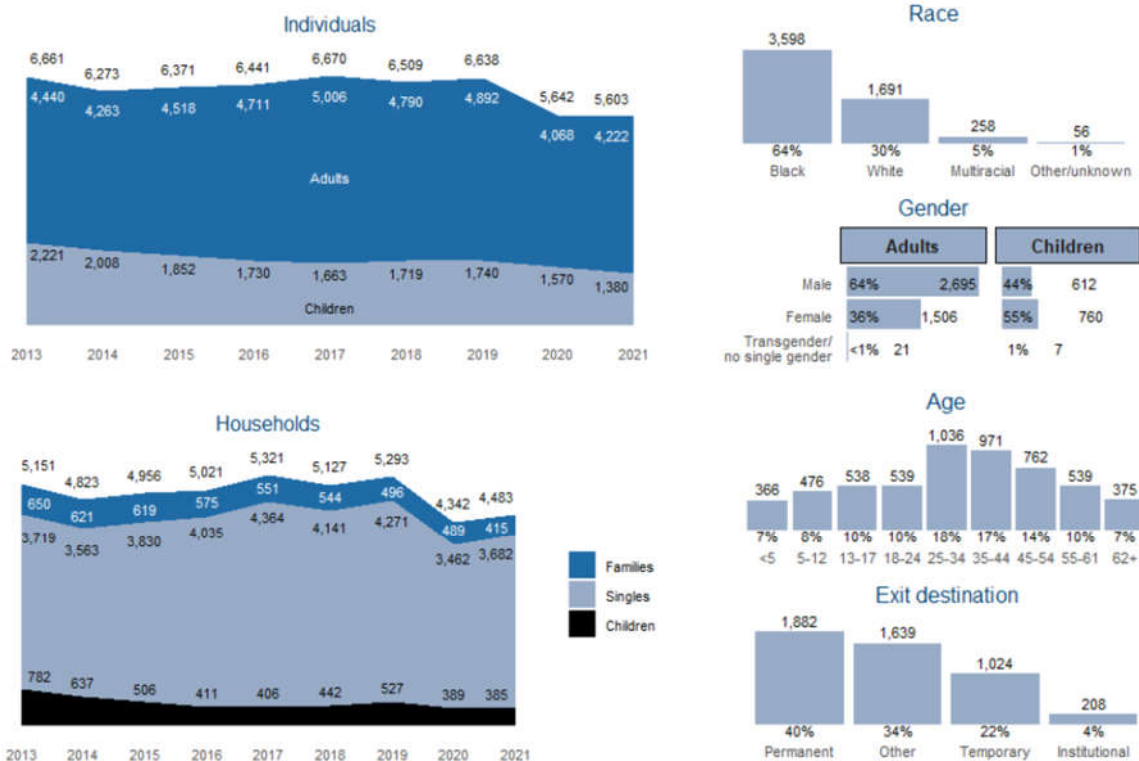
It is a community requirement that emergency shelters funded with ESG dollars operate with minimum barriers to entry. The CoC is focused on improving shelter policies and aligning the system to ensure that all people in need of emergency shelter can access the resource.

The federal government continues to prioritize Rapid Re-housing over Transitional Housing models, so the community has decreased transitional housing capacity over the years. STEH and the Homeless Clearinghouse agree with the continued strategy to increase permanent housing opportunities and phase out transitional housing except some specific substance abuse treatment and domestic violence programs. The YWCA began operating a new CoC funded joint transitional housing and rapid re-housing project in 2018, which allows those who are fleeing domestic violence to have an immediate transitional housing option, until they are ready or able to move into rapid re-housing in the private rental market. In 2018, the YWCA was awarded CoC bonus funding to expand the project and began operating that project in July of 2019.

In 2021, several agencies that typically operate congregate emergency shelters and transitional housing, operated ESG-CV-funded temporary shelter capacity at area hotel/motels in response to COVID-19. This aided in the prevention of spread and infection of the virus. The City of

Cincinnati is using stimulus funding to help emergency shelters reconfigure their space to allow for more social distancing within their facilities. This will provide for a safer environment, but also a more dignified experience for persons experiencing homelessness. While construction was being planned for and underway, and while vaccines are not available to very young children, a large percentage of persons seeking emergency shelter were provided services in hotels/motels.

EMERGENCY SHELTER AND SAFE HAVEN: 5,603 INDIVIDUALS*



* Data from victim service providers is collected in a separate database; combining these data sets does allow for minor duplication of participants served in more than one project.

Helping low-income individuals and families avoid becoming homeless, especially extremely low-income individuals and families and those who are: likely to become homeless after being discharged from publicly funded institutions and systems of care (such as health care facilities, mental health facilities, foster care and other youth facilities, and corrections programs and institutions); and, receiving assistance from public or private agencies that address housing, health, social services, employment, education, or youth needs

Discharge Planning activities are coordinated with State level departments. The following outlines protocol for each discharge plan area:

Foster Care

Each public children's service agency (PCSA) shall provide services and support to former foster care recipients that complement the young adult's own efforts and shall be available until the young adult's 21st birthday. Independent living services available to young adults aged 18 to 21 include: daily living skills, assistance with education or training, career exploration, vocational training, job placement and retention, preventative health activities, financial, housing, employment, education and self-esteem counseling, drug and alcohol abuse prevention and treatment. An agency may use up to 30% of its federal allocation for room and board for the emancipated youth up to age 21, which includes assistance with rent, deposit, utilities, or utility deposits.

Ohio requires that if a child is 16 years or older and is likely to remain in care the agency must have a written independent living plan to achieve self-sufficiency developed within 30 days of the completion of an assessment. The plan should be based upon the assessment and include input from the youth, the case manager, the caregiver, and significant others. The independent living plan should be reviewed at least every 90 days until the agency's custody is terminated. A review of the state protocol at the local level (Cincinnati/Hamilton County) through the Hamilton County Department of Job and Family Service (HCJFS) indicates that assessments are completed on all foster teens at age 16 or as they come into custody, using the Daniel Memorial Assessing and Contracting with Youth tool which provides for the assessments and the follow-up planning. The HCJFS After Care Worker is responsible for devising an individual plan for each emancipated youth, including housing plans. HCJFS is the PCSA responsible for the implementation of the policy at the local level.

Health Care

The Ohio General Assembly enacted laws governing the transfer and discharge of residents in nursing homes (NHs) and residential care facilities (RCFs) [Ohio Revised Code (ORC) section 3721.16], adult care facilities (ACFs) [ORC section 3722.14], and community alternative homes (CAH)[ORC section 3724.10]. The Ohio Department of Health (ODH) promulgated Chapter 3701-16 of the Ohio Administrative Code (OAC) that further expounds on the transfer and discharge rights of NH and RCF residents and OAC rules 3701-20-24 (ACF) and 3701-16, 23 (CAH). ODH ensures that these provider types follow the appropriate regulations regarding transfer, discharge, or both, by reviewing documentation that the facility has initiated discharge planning and that alternatives have been explored and exhausted prior to discharge.

ODH as the State Survey Agency for Medicare, surveys hospitals for compliance with Medicare certification regulations related to resident discharge rights 42 CFR 482.13 and discharge

planning, 42 CFR 482.43 which establish hearing rights for premature discharge and requirements for planning for patients' needs after discharge.

Locally, the hospitals have joined together to fund the Center for Respite Care, which is for homeless individuals who need medical support. The Admission to Respite requires: a) the hospital social worker to provide referral information to Respite; b) Respite staff evaluates patient data to determine if respite care is appropriate; c) hospital staff provides relevant medical background documentation; d) hospital discharges to Respite with a 30-day supply of all prescribed medications and transports the patient to Respite. Respite works with the patient to secure income and housing.

Mental Health Care

It is the policy of Ohio Department of Mental Health (ODMH) that homeless shelters are not appropriate living arrangements for persons with mental illness. Patients being discharged from ODMH Behavioral Health Organizations/Hospitals (BHO) are not to be discharged to a shelter or to the street. Community Support Network (CSN) programs are required to have appropriate emergency housing plans in place in the event their clients undergo unexpected residential change. These entities, in conjunction with the responsible or contracting Board or agency, must exhaust all reasonable efforts to locate suitable housing options for patients being discharged. Patients in ODMH BHOs shall not be discharged to homeless shelters and clients in an ODMH CSN program shall not be relocated from community housing options to homeless shelters unless the responsible board or contract agency has been involved in the decision making process and it is the expressed wish of the affected person and other placement options have been offered to the affected person and refused. When a discharge or relocation to a homeless shelter occurs under these guidelines, the reasons shall be documented in the person's chart and reviewed via the BHOs quality improvement process. Persons may not be discharged or relocated to homeless shelters for the convenience of staff, as a punitive measure, or for expediency. ODMH BHO policies shall be consistent with this directive.

Locally, a system of "quick access" beds, within apartments has been developed to support the above policy and protocol. The Quick Access beds are shown on the Housing Inventory as a method of tracking persons and ensuring discharge to shelters does not occur.

Homeless Prevention

Strategies to End Homelessness collaborates with three partner agencies for the homeless prevention program, known as Shelter Diversion. When households contact the Centralized Access Point (CAP) for shelter, they are also screened for Shelter Diversion. If the household meets the eligibility criteria (imminent risk of entering a shelter, household income below 30%

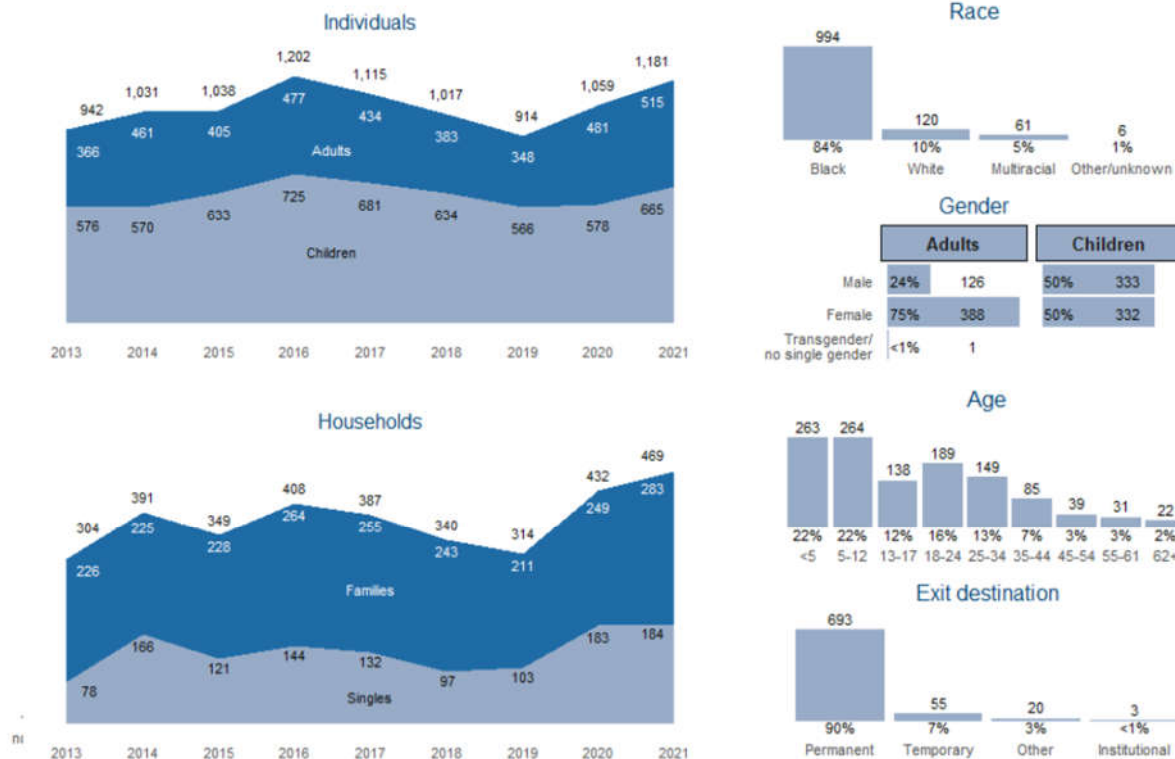
AMI, no other housing options or financial resources to prevent homelessness) and are appropriate for the program (screening indicates they will in fact be entering shelter without assistance) they are referred to a case manager at one of the partner agencies. The case manager, along with a housing specialist, will assist the household in obtaining housing while the case manager works with the household to develop a case plan. The case plan addresses housing, income and other resources needed to stabilize the household. While working on their case plan, the household is eligible to receive financial assistance for utility and rental deposit, rental and utility arrears, along with current rental and utility payments. The goal is to stabilize households within 3 months, however, some households require assistance beyond the 3-month target. In 2021, all households had a length of stay under one year and the average length of stay was reduced by 12%, which is a considerable success given the housing market and pandemic. Hamilton County ESG funds and Ohio Department Services Agency funding, along with United Way funds, provide the direct financial assistance to support the program.

Recently, several homelessness prevention projects have been implemented to prevent homelessness in response to COVID-19. While some of projects are temporary in nature, we anticipate that the community will have access to increased funding for several years to come. This type of programming is a high priority.

CAP also screens Veterans for the VA's Supportive Services for Veteran's Families (SSVF) grant operated by Talbert House. This program serves Veterans and their households who are at risk of becoming homeless. Both case management and short-term financial assistance is provided for the household to increase stability and prevent homelessness.

All of the Shelter Diversion and SSVF agencies are required to contribute data into the Homeless Management Information System (HMIS) system. When CAP screens callers, all of the client's information is recorded in a centralized system, then an electronic referral is completed for the appropriate program.

SHELTER DIVERSION: 1,181 INDIVIDUALS



Helping homeless persons (especially chronically homeless individuals and families, families with children, veterans and their families, and unaccompanied youth) make the transition to permanent housing and independent living, including shortening the period of time that individuals and families experience homelessness, facilitating access for homeless individuals and families to affordable housing units, and preventing individuals and families who were recently homeless from becoming homeless again

The local homeless services system is working to reduce homelessness by simultaneously pursuing three strategies: 1) Homelessness Prevention/Shelter Diversion, 2) Improving services available to people who are homeless so that they can exit homelessness quickly, 3) Developing and offering a variety of housing resources so that households can access appropriate housing and exit homelessness.

Homelessness Prevention/Shelter Diversion:

Prior to 2009, homelessness prevention resources were largely absent in the community due to a lack of availability of funding for such activities. However, under the American Recovery and Re-investment Act (ARRA), stimulus funding was made available for homelessness prevention.

While such stimulus funding expired in 2012, more focused shelter diversion/homelessness prevention activities have continued:

- Local and State of Ohio ESG and ESG-CV, City of Cincinnati General Funds, TANF, Ohio Housing Finance Agency, and United Way funding are being used to divert households at imminent risk of entering shelter back into housing and services. The Shelter Diversion program is being run in partnership between the City of Cincinnati, the United Way of Greater Cincinnati, five Emergency Assistance agencies, and Strategies to End Homelessness. Risk factors considered for inclusion in this program include immediacy of need for shelter placement, a prior history of homelessness, a household having already lost their own housing and now relying on others for a place to stay (doubled-up), having no other financial or familial support, and a household income below 30% AMI.
- Talbert House administers a Supportive Services for Veteran Families (SSVF) prevention program which prevents homelessness for veterans and their families.

In response to COVID-19 in 2020:

- Talbert House added a CARES Act, TANF and ESG-CV funded homelessness prevention projects.
- Bethany House Services and Interfaith Hospitality Network began operating ESG-CV homelessness prevention projects for families that had previously been engaged in services and were facing homelessness again in 2020.
- Society of St. Vincent De Paul, Legal Aid Society of Greater Cincinnati and Community Action Agency and implemented new homelessness prevention projects funded by ESG-CV, CARES Act, and other local funding.
- Existing partners added capacity, as needed with ESG-CV and CARES and ARP funding.

Improved Services:

The recommendations and improvements for emergency shelter services that continue being implemented as a part of the Homeless to Homes initiative (described above) have significantly raised the level of daytime and case management services being offered to single individuals within the shelter system.

The Solutions for Family Homelessness Plan, released in October of 2015, also outlines the service needs to end family homelessness in Cincinnati and Hamilton County. Ending family

homelessness is a top priority in the community and in alignment with the goals of the federal government. The Cross System Case management pilot as described above began in April of 2017 and the family shelter system continues extensive training on Trauma Informed Care Training series to re-train all case managers on case management best practice. Several case managers have been certified as Trauma Informed Care trainers so that there is no gap in service when staff turns over. Additionally, the family homelessness system has identified a need for increased aftercare support for families exiting emergency shelter and housing programs. They have recently implemented consistent aftercare strategies to ensure longer term housing stability and decrease the number of households that re-enter homelessness.

Housing:

- Rapid Re-Housing (RRH) is a nationally recognized best practice for quickly ending episodes of homelessness in a cost efficient and effective way. RRH has become a high priority in our community and in 2020 the CoC had:
 - 13 CoC-funded RRH projects;
 - 5 multi-component CoC-funded Youth Homelessness Demonstration Program (YHDP) projects;
 - 1 County ESG funded family RRH project;
 - 2 City ESG funded RRH projects;
 - 1 TANF-funded RRH projects (up to 4 months of assistance);
 - 1 Supportive Services for Veterans' Families (SSVF) funded RRH projects; and
 - 3 joint component CoC TH/RRH projects, two of which are for survivors of domestic violence.
- Coordination of Housing Resources: the following are all high-priority initiatives geared toward making better, more strategic use of housing resources:
 - Coordinated Entry: Coordinated Entry for housing programs started in January 2016 with case managers administering VI-SPDAT assessments and the first housing referral was made on February 1, 2016. The CoC workgroups, have defined eligibility processes for all housing types (Permanent Supportive Housing, Rapid Re-housing, Transitional Housing) and prioritization for housing follows all guidance provided by HUD. Ending chronic, family, youth, and veteran homelessness are all priorities that are in alignment with HUD goals. The Coordinated Entry system continues to evolve to ensure that the system is in alignment with HUD requirements, following national best practice models, and relevant to the needs of our local community. In 2020, COVID-19 risk factors were incorporated into prioritization criteria. Also, in 2021, the community continued to work with Racial Equity Partners consulting to assess racial disparity in homelessness services, including the Coordinated Entry process.

- Housing Prioritization: as a result of the HEARTH Act and its subsequent CoC and ESG program interim rule, the local CoC workgroups and Homeless Clearinghouse have implemented policies for prioritizing households that are most in need of transitional housing, Rapid Re-Housing (RRH), or Permanent Supportive Housing (PSH). The CoC workgroups initially developed and implemented these policies and procedures in 2013 and has updated them accordingly to be consistent with HUD guidance and community need. Strategies to End Homelessness monitors compliance with these policies in annual monitoring visits. All community policies are presented at least annually for review and approval by the CoC Board and subsequently the entire CoC during the annual Governance meeting.
- Targeting PSH to the Chronically Homeless: all PSH Programs prioritize available housing for chronically homeless individuals and families. The CoC continues to prioritize housing for the chronically homeless aligning with the national benchmarks and criteria established by the United States Interagency Council on Homelessness.
- Housing First: 100% RRH and 98% of PSH projects within the CoC operate under Housing First principles which mean that there are low barriers to entry and termination from the program is used only after significant intervention has been provided for client success. Case management is centered around the client and specific to the client's needs and wishes. 100% of the housing projects are not housing first because HUD encourages communities to have a diverse housing portfolio and recognizes a need for some sober housing beds.

CR-30 - Public Housing 91.220(h); 91.320(j)

Actions taken to address the needs of public housing

The Cincinnati Metropolitan Housing Authority (CMHA) has the ability to assist nearly 11,663 families through administration of the Housing Choice Voucher (HCV) Program. CMHA also owns and manages a portfolio of 5,126 public housing units with a budget of approximately \$134.89 million, which includes the operating, capital, annual contributions for Section 8 Tenant-Based Assistance, family self-sufficiency, as well as rental income.

The Cincinnati Metropolitan Housing Authority (CMHA) currently has approximately 3% of its Vouchers invested in Project-Based Vouchers throughout Hamilton County. The goal over the next 5 years is to increase that number up to 20%. CMHA will use the conversion of Housing Choice Vouchers to Project-Based Vouchers to meet the housing needs of special-needs populations through financially supporting the collaboration of private and non-profit partnerships that result in specific and comprehensive housing and service provisions.

The additional Project-Based Vouchers (PBV) will provide avenues for partnership with the City of Cincinnati and/or Hamilton County to support the preservation of vital housing communities that are pivotal to the local jurisdictional area and/or the submarket of the community's locality. Further, this transition to PBV's could have a decidedly positive impact on the de-concentration of very, very low-income housing (incomes less than 30% of AMI) in Hamilton County. Such households comprise more than half of housing units in seven City of Cincinnati neighborhoods. The expansion of Project-Based Vouchers will continue to promote the expansion of quality affordable housing opportunities for low and moderate-income families.

CMHA will continue to develop affordable units over the next several years, consistent with: CHMA's strategic goal of developing affordable housing units, cooperation agreements with Hamilton County and the City of Cincinnati, CMHA's long term viability assessment of public housing units, and CMHA's strategic plan and the Voluntary Compliance Agreement between CMHA and HUD. In development of the units, CMHA will adhere to the following principles: assessment of quality and condition of units for replacement with new construction to meet housing needs; provision of marketable amenities and encouragement of neighborhood amenities; provision of choice and opportunity; leveraging of resources, tying into community planning and partnerships where possible; provision of comprehensive plan and solution for community / site revitalization which includes people, housing, and neighborhoods and partners where possible; provision of housing opportunities and choice for income tiers of 0 – 120% AMI for seniors, families, and other populations; and creation of synergistic economic development

and economic inclusion with and within communities.

The City of Cincinnati will continue to assist CMHA in performing the environmental reviews for CMHA including the Request for Release of Funds as well as Certifications of Consistency to the current Consolidated Plan.

Actions taken to encourage public housing residents to become more involved in management and participate in homeownership

The City's HOME-funded Down Payment Assistance Program is available to all income-qualified residents, including public housing residents, to encourage homeownership. The City has typically participated at CMHA's Annual Home Ownership Fair, which is designed to connect tenants to lenders, agents, home ownership professionals and to educate the tenants regarding down payment assistance programs and utilizing Housing Choice Vouchers to purchase a home. Due to the pandemic, the annual fair was unable to be held during 2020 and 2021.

Actions taken to provide assistance to troubled PHAs

The Cincinnati Metropolitan Housing Authority (CMHA) is not designated as a troubled PHA.

CR-35 - Other Actions 91.220(j)-(k); 91.320(i)-(j)

Actions taken to remove or ameliorate the negative effects of public policies that serve as barriers to affordable housing such as land use controls, tax policies affecting land, zoning ordinances, building codes, fees and charges, growth limitations, and policies affecting the return on residential investment. 91.220 (j); 91.320 (i)

The Cincinnati Metropolitan Housing Authority (CMHA) is looking for opportunities to purchase properties in low-poverty neighborhoods that currently have few assisted units. While these policies are consistent with the goal of creating a more suitable living environment for lower income families and individuals, creation of housing units in higher income communities will cost more to develop due to land prices and will likely take longer to develop due to community opposition or hesitancy to house lower income individuals and families.

The City of Cincinnati Department of Community and Economic Development and the Hamilton County Department of Community Development partnered on the 2019 Assessment of Fair Housing, submitted to HUD April 1, 2019 for acceptance.

Actions taken to address obstacles to meeting underserved needs. 91.220(k); 91.320(j)

The need for housing, community development, and quality of life services in order to assist low- and moderate-income individuals, families, and neighborhoods is tremendous. The greatest obstacle to meeting underserved needs is funding. While the City has programs to address the full range of underserved needs, the amount of funding available for those programs is insufficient to produce outcomes that ensure the basic statutory goals of providing decent housing, a suitable living environment, and expanded economic opportunities are met for all Cincinnati residents and businesses, especially those with the most need.

The lack of permanent housing, funding to provide adequate services to move persons out of homelessness, and adequate funding for preventing homelessness remain obstacles to meeting the needs of the underserved. Knowing that a shorter-term housing subsidy will work for most people in a housing crisis, the CoC is working to increase Rapid Re-Housing in the community. More Rapid Re-Housing will allow more people to move out of homelessness quickly and assist more people with finding stable housing. The CoC is implementing a pilot Progressive-engagement Rapid Re-Housing project to explore transitioning capacity from permanent supportive housing to Rapid Re-Housing to serve a greater number of persons with housing needs.

Actions taken to reduce lead-based paint hazards. 91.220(k); 91.320(j)

The Department of Community and Economic Development has integrated HUD's lead-based

paint regulations and guidelines into its housing programs requiring risk assessments and lead hazard reduction work on rehabilitation projects completed with federal assistance on residential structures built before 1978. From 2015 through 2020, 24,004 residential units built before 1978 were completed with CDBG and HOME funded renovation activities, as reported in the PR – 89 Lead Based Paint Report. The City’s policies and procedures outline that all City funded pre-1978 housing rehabilitation projects include a lead-based paint analysis, pre-testing and post-testing, and remediation as necessary by appropriately trained workers.

The Office of the City Manager in partnership with Department of Community and Economic Development and Cincinnati Health Department Childhood Lead Poisoning Prevention Program (CHD CLPPP), are administering two HUD Office of Healthy Homes and Lead Hazard Control grant program. These funds are offered on a competitive basis. The award is \$3.4 million for 3 years to address lead-based paint hazards in 225 privately owned eligible units, with a focus on preventing childhood lead poisoning to complete in 2022 and a \$3.5 million grant program for 3 ½ years to complete in 2024 to address 200 units. The funds are also spent on contractor training and community outreach efforts. The City has received and administered five of these HUD Lead Hazard Control grant programs, abating lead hazards in approximately 1,500 units to date.

CDBG funding allocated to CHD CLPPP provides code enforcement for the issuing of orders on properties with lead hazards that are the primary or supplemental residences of children that tested with elevated blood lead levels in low-to moderate-income census tracts.

Actions taken to reduce the number of poverty-level families. 91.220(k); 91.320(j)

The City of Cincinnati primarily focused on programs that promote business development and provide employment training in its efforts to reduce the number of poverty level families. The Consolidated Plan included several goals to address community development needs and reduce the number of poverty level households: Affordable Housing, Homelessness Prevention, Economic Development, Neighborhood Stabilization, Public Services, and Special Needs.

Priority Need	Description	Associated Goal(s)
Affordable Housing	Production of new units; Rehabilitation of existing units; Acquisition of existing units	Affordable Housing
Homelessness	Outreach; Emergency shelter and transitional housing; Rapid re-housing; Prevention	Homelessness Prevention

Priority Need	Description	Associated Goal(s)
Non-Housing Community Development	Public facilities; Public services; Public improvement and infrastructure; Economic Development	Economic Development; Neighborhood Stabilization; Public Services
Non-Homeless Special Needs	Housing Opportunities for Persons With HIV/AIDS residing in the eligible metropolitan statistical area	Special Needs

The City of Cincinnati has one of the highest poverty rates in the United States, with 26% of households below the poverty level during 2021. In order to reduce poverty throughout the jurisdiction, the City has enacted strategies including:

- Economic development programs specifically reducing poverty include workforce development investments through job training programs and small business and entrepreneur lending and technical assistance programs;
- The City provides CDBG funds for operating support for Community Development Corporations (CDCs) operating in 19 of the 52 neighborhoods throughout the City;
- CDCs assist with poverty reduction in the community by developing housing, revitalizing neighborhood business districts, and providing supportive services for residents;
- The City also follows a number of policies that apply to the majority of contracts and economic incentives, such as prevailing wage, a local living wage, Section 3, local hiring preference, and small, minority, and women-owned business hiring preferences; and
- The City consistently uses the maximum 15% of CDBG funding towards public services activities, such as job training, emergency mortgage assistance, tenant representation, fair housing assistance, and mobility program.

The design and implementation of the plan and the subsequent programs are reflective of the need to reduce poverty when possible:

- Blueprint For Success;
- Family Re-Housing Assistance;
- Compliance Assistance Repairs for the Elderly;
- Emergency Mortgage Assistance;
- Fair Housing Services;
- Hand Up Initiative;
- Homeowner Assistance Repairs for Building Order Relief
- Housing Choice Mobility Program;

- Housing Repair Services;
- Operating Support for Community Development Corporations;
- Project Lift;
- Small Business Services;
- Strategic Housing Initiatives Program;
- Tenant Representation;
- Urgent Public Health Crisis Response Program;
- Youth and Young Adult Employment Program;
- Emergency Solutions Grant Rapid Re-housing and Homeless Shelters and Other Homeless Housing Programs;
- Housing Opportunities for Persons With HIV/AIDS Services and Support;
- Community Housing Development Organizations Development Projects;
- American Dream Down-payment Initiative; and
- Single Family Homeownership Development.

Actions taken to develop institutional structure. 91.220(k); 91.320(j)

Several organizations were involved in the development of the Consolidated Plan/Action Plan. In addition, the majority of Consolidated Plan programs are implemented by private organizations which use City funding (including the General Fund) to supplement programs that support Consolidated Plan objectives.

The City partners with a Community Development Advisory Board (CDAB) which evaluated program requests and made recommendations in coordinating City programs with service providers. The CDAB is a volunteer group appointed by the Mayor and approved by the City Council. The following is the composition of the CDAB according to Cincinnati Municipal Code: community council members (3), lending institutions (1), small business advocate (1), human services (1), trades / labor representation (1), low income advocate (1), housing authority (1), real estate community (1), developer (1), corporate community (1), Community Development Corporation representative (1), and City of Cincinnati representatives (4).

Audits conducted by the HUD Office of Inspector General (OIG) of the City's HOME Program in 2007 and 2008 led the City to review its practices and procedures. The City formalized all processes and procedures and provides direction for basic processes in the administration of the Consolidated Plan programs for the following departments: the Budget Office, Finance Department, City Planning; Office of Economic Inclusion; Public Complaint/Internal Audit; Law Department; and Community and Economic Development.

HUD expanded the Integrated Disbursement and Information System (IDIS) for development of the Consolidated Plan, Action Plan, and Consolidated Annual Performance and Evaluation Report processes. The City will continue to utilize these functions and will ensure the policies are coordinated within the City-wide processes and procedures. The City also formed an Integrated Disbursement and Information System (IDIS) monthly working group that focuses on the close out of projects, drawing of funds, and management of the system. The City will continue its efforts to increase training of staff, execute consistent and accurate written agreements, and have frequent and regular meetings on improving performance.

Actions taken to enhance coordination between public and private housing and social service agencies. 91.220(k); 91.320(j)

The City coordinates with public and private housing agencies and social service agencies through the public participation process, the Fair Housing Committee, and Continuum of Care (CoC), and the Community Development Advisory Board (CDAB). Additionally, beneficiaries of the City's Strategic Housing Initiatives Program are referred to the Cincinnati Metropolitan Housing Authority (CMHA) to investigate the availability of Housing Choice Vouchers.

The City of Cincinnati Department of Community and Economic Development, Hamilton County Department of Community Development, and Housing Opportunities Made Equal, the local fair housing agency, convened a working group for the 2019 submission of the Assessment of Fair Housing and utilized the fair housing assessment tools in order to complete the report. A working group has been established and has plans on convening during 2022.

The Continuum of Care (CoC) is organized on a year-round basis to include a number of working groups whose role is to coordinate services and housing for their specific group of clients, improve access to mainstream resources and benefits, and facilitate improvements in systems needed by the homeless. Each of the working groups meets monthly. These working groups are divided as follows: Family Homelessness Workgroup, Data Workgroup (recently reclassified as a subcommittee), Homeless Outreach Workgroup, Permanent Supportive Housing Workgroup, Transitional Housing, Rapid Rehousing Workgroup, Veteran's Workgroup, Coordinated Entry Workgroup, Racial Equity Workgroup, and the Youth Homelessness Workgroup. A representative of each work group, along with representatives from the following entities are seated on the CoC Board: homeless education liaison, Healthcare for the Homeless, Veteran's Services, homeless advocate, Runaway and Homeless Youth, CoC Victim Services Provider, ESG subrecipients, agency executive directors, City of Cincinnati, Hamilton County, UFA/HMIS Lead agency, at least one community member who has experienced homelessness, and Cincinnati Metropolitan Housing Authority, our local PHA. The CoC Board meets monthly to oversee

planning, coordinate efforts, and monitor progress on the goals of the consolidated plan.

The Community Development Advisory Board (CDAB) is a volunteer group appointed by the Mayor and approved by the City Council. Its membership consists of representatives from the following areas: Community Council leadership, human services, labor, low-income advocates, small business, corporate entities, lenders, developers, real estate, Community Development Corporations (CDCs), and City staff. Its role is to advise the City Manager on the Consolidated Plan Budget and other matters related to the administration of the City's Consolidated Plan.

Identify actions taken to overcome the effects of any impediments identified in the jurisdictions analysis of impediments to fair housing choice. 91.520(a)

The City of Cincinnati Department of Community and Economic Development and Hamilton County Department of Community Development worked collaboratively on the 2019 Fair Housing Assessment for Cincinnati and Hamilton County for the 2020 – 2024 Consolidated Plan. The 2019 Fair Housing Assessment for Cincinnati and Hamilton County report provides an overview of the impediments of fair housing in the area. Federal law prohibits housing discrimination based on race, color, national origin, religion, sex, disability, or family status. Military and ancestry status are protected classes in the State of Ohio. In the City of Cincinnati, protected classes also include marital status, Appalachian origin, sexual orientation, transgender status, and natural hair types and natural hair styles commonly associated with race and gender identity.

Discrimination against protected classes and housing affordability are two separate issues but intertwined that one requires addressing the other. The following outlines key goals in supporting barriers to fair housing issues:

- Support organizations who are actively working to provide housing choices for the broadest groups of residents;
- Establishing a City Housing Trust Fund to develop new affordable housing, improve and preserve existing housing, and provide support for low-to-moderate-income households;
- Land use regulations that require, single-family lot sizes larger than a quarter acre, that prohibit multi-family housing, that regulate housing classifications by type of occupant and definitions of a family that are likely having a disparate impact on low-income, protected classes of residents require addressing; and
- Support organizations and projects that are promoting and protecting protected classes and providing affordable housing, and providing supportive housing services.

Metrics and milestones established with the 2019 Fair Housing Assessment include the following:

- Number of new housing units of over 25 units;
- Number of affordable housing units;
- Number of development projects;
- Establishment of a Housing Trust Fund;
- Support of fair housing efforts with organizations; and
- Establish the Housing Choice Mobility Program.

CR-40 - Monitoring 91.220 and 91.230

Describe the standards and procedures used to monitor activities carried out in furtherance of the plan and used to ensure long-term compliance with requirements of the programs involved, including minority business outreach and the comprehensive planning requirements

CoC, ESG, and HOPWA awards are monitored by Strategies to End Homelessness, Inc. (STEH), a subrecipient and pass-through entity for City of Cincinnati ESG and HOPWA, subrecipient and pass-through entity for Hamilton County ESG, and a prime recipient of all CoC funding, as UFA.

- Monthly CoC, ESG, and HOPWA invoicing includes a desk monitoring of dollars expended by provider agencies, matching spending to the approved budget allocations and to HUD allowable expenditures. Monthly invoices also include detail on program income and matching funds, as applicable.
- All CoC, ESG, and HOPWA projects receive an annual monitoring where source documentation, agency policies and procedures (including processes for ensuring outreach for minority and women-owned businesses), and participant records are reviewed. Prior to COVID-19, there was a 3-day on-site component but that was transitioned to a virtual process in 2020. In 2021, virtual “annual monitoring” was conducted in 1 to 5 days depending on the results of the risk assessments.
- Monitoring tools used are calibrated annually with the HUD Field Office monitoring tools to ensure consistency with HUD requirements.
- An annual risk-assessment is completed for all subrecipients to prioritize monitoring resources.
- HOPWA providers submit annual reporting to STEH, with specific excerpts from the HOPWA CAPER report according to activity funded. STEH compiles the responses and works with a HUD Technical Assistant to ensure accuracy.
- Annual on-site monitoring visit reports are submitted to the Department Community and Economic Development staff and to the Monitoring Subcommittee of the CoC Board.
- City of Cincinnati staff attend both exit and entrance conferences to ensure there is proper oversight and understanding of the programs.
- City of Cincinnati monitor Strategies to End Homelessness during a monthly desk review of expenditures and an annual in-depth review.
- The City Manager’s staff include its review of STEH monitoring as part of the overall Compliance Strategy.

The City’s Office of Grant Administration has an annual internal review of each HUD-funded program, which is outlined in internal manuals. In addition to conducting ongoing monitoring of long-term affordability requirements and annually monitoring subrecipients, the City also

conducts a systematic evaluation of its own programs and management systems to verify eligibility and compliance with applicable HUD regulations. When conducting these internal reviews, IDIS reports, HUD Monitoring Exhibits, and HUD training materials are utilized.

New CDBG Policy and Procedure Manual and Subrecipient Monitoring Standard Operating Procedure has been submitted for review to HUD which describes the monitoring processes, checklists, databases, and reports required for each program ally.

Public Participation Plan 91.105(d); 91.115(d)

Describe the efforts to provide the public with reasonable notice and an opportunity to comment on performance reports.

The City of Cincinnati's overall public participation policy for the HUD entitlement grant programs include: at minimum two public participation events annually, which includes Community Development Advisory Board (CDAB) meetings, to discuss yearly allocations and performance reports, City Bulletin posting of each meeting, and web site postings of Consolidated Plan, Annual Action Plans, Consolidated Annual Performance and Evaluation Reports, and public and CDAB events. Meeting invites are distributed to community groups, subrecipients, and stake holders as well as posted at accessible government buildings and in the City Bulletin. All programs are advertised in the City Bulletin at the beginning of the Consolidated Plan with a 30-day public comment period prior to the release of funds. Annually, a Tier 1 Environmental Review is conducted for each program.

For the 2021 CAPER, the Public Participation advertisement attached to this report demonstrates that a 15-day comment period was provided. The ad was published in the City's Bulletin during the month of March 2021 and as well as being posted in government buildings. At the time of this report submission, no comments have been received. A formal presentation that was open to the public was conducted for the CDAB members took place on March 7, 2022. Copies of the advertisements and the presentation are provided in the attachments. The CDAB also provided funding priorities for the 2022 Annual Action Plan. A community survey was issued during 2021 for the public to provide community priorities for the 2022 Annual Action Plan.

All documents are available on the City of Cincinnati's website and at City of Cincinnati Department of Community and Economic Development's office:

<https://www.cincinnati-oh.gov/community-development/hud-entitlement-grant-submissions/>

CR-45 - CDBG 91.520(c)

Specify the nature of, and reasons for, any changes in the jurisdiction's program objectives and indications of how the jurisdiction would change its programs as a result of its experiences.

A substantial amendment to the Consolidated Plan Budget requires public notice in the City Bulletin with a 30-day opportunity to comment, Community Development Advisory Board (CDAB) input and approval, recommendation from the City Manager and approval from City Council through an Authorizing Ordinance. For substantial amendments, a public hearing before the City Council may be held, if necessary. Once input is received by the City Manager, the public, the CDAB, and City Council, the request is submitted to HUD for review and approval.

A substantial amendment is defined to include the following situations: major budget adjustments related to final resources; a proposed change in the allocation or selection criteria for programs such as loan programs or competitive development programs; the addition or removal of programs from the Consolidated Plan; and proposed uses of HUD Section 108 Loan Authority or CDBG Float loans.

For the CDBG program, the City of Cincinnati has submitted for HUD approval new Neighborhood Reinvestment Strategy Areas (NRSA) with a new term. An NRSA is a geographical area within a neighborhood that is primarily residential and contains 70% or more of low- and moderate-income residents. NRSA designations assists with targeting CDBG resources in support of community revitalization efforts. The residential portions of the following neighborhoods that have been approved for NRSA eligibility are: Avondale; Bond Hill; Camp Washington; Carthage; Corryville; CUF; East End; East Price Hill; East Westwood; English Woods; Evanston; Kennedy Heights; Linwood; Lower Price Hill; Madisonville; Millvale; Mount Airy; Mount Auburn; North Fairmount; Northside; Over-the-Rhine; Pendleton; Riverside; Roselawn; Sedamsville; South Cumminsville; South Fairmount; Spring Grove Village; Villages at Roll Hill; Walnut Hills; West End; West Price Hill; Westwood; and Winton Hills.

The City previously added a program to CDBG titled Cincinnati Housing Improvement Fund (CHIF). The Community Builders, Inc. (TCB) executed a Settlement Agreement with the U.S. Department of Housing and Urban Development (HUD) on November 10, 2016. The Settlement Agreement ordered TCB to provide the City with \$1,500,000 of their NSP2 funds, naming the program the Cincinnati Housing Improvement Fund (CHIF). The agreement specifies that these funds must comply with NSP2 program requirements and be utilized for affordable rental housing with the focus on occupied, blighted subsidized properties. Of the \$1,500,000, the Settlement Agreement also specifies \$1,000,000 be spent in the neighborhoods of Walnut Hills, Avondale, and Over-the-Rhine on eligible projects. The remaining \$500,000 may be spent citywide on eligible projects. Currently, the City has funded a 248-unit project in the neighborhood of West End for \$500,000

and 66 units in Avondale with the remaining \$1,000,000.

The City implemented the CDBG-funded program West Price Hill Area Development Program in 2018. The program provided funding for residential and commercial development for sections of West, East, and Lower Price Hill neighborhoods located within the NRSA. The program has made available at minimum 51% of the residential units substantially renovated to eligible home buyers at or below 80% AMI. A total of ten residential units have been substantially renovated and have been sold in income-qualified buyers.

The City consolidated all housing development programs into one program that will be funded by both CDBG and HOME. The programs Core 4 Strategic Housing, Urban Homesteading, Permanent Supportive Housing, and Affordable Multi Family Rental Program have been combined into the program entitled Strategic Housing Initiatives Program (SHIP). SHIP will provide gap financing for construction and renovation of multifamily units and single-family development, permanent supportive housing, emergency stabilization, infrastructure, and urban homesteading projects, as well as emergency shelter expansion. Applicants can apply under the competitive Housing Notice Of Funding Availability (NOFA) that the City issues at least once a year. Applications must meet underwriting and subsidy layering requirements to be considered.

The CDBG-funded program Code Enforcement Relocation did not receive an allocation since 2015 and was able to assist 9 households with prior resources. The City will have the Code Enforcement Relocation, now titled Family Re-Housing Assistance, administered in conjunction with the Housing Choice Mobility Program and Homeowner Assistance Repairs and Building Order Remission now that dedicated staff has been identified.

A new program was added in 2019 titled Project Lift. The program will assist low-income individuals and families by providing supportive services.

CDBG-CV funding has been focused on assisting several public service programs that experienced an increase need as a result of the pandemic. The following programs have been funded during 2020:

- Homeless Prevention Programs – 1,756 persons projected to be impacted. The CDBG-CV funds will assist persons who have been affected by the pandemic causing them to be at risk of losing their homes. It will aid in programs that prevent evictions, trainings/education to develop skills to increase an individual's income, support persons with HIV/AIDS to fight discrimination as well as assisting veterans with resources to maintain their homes.

- Senior Services – 1,216 persons projected to be impacted. CARES funding will help senior citizens or older adults with supportive services in home care, independent living, home maintenance/repairs, and assisting with involuntary discharge.
- Legal Services – 1,925 persons projected to be impacted. Relief funds will aid in providing free legal services to low income households by providing legal information, provide legal advice and referral services for many purposes. Some of those services will assist with clearing employment hurdles, criminal records, expungements, provide legal representation and consultation.
- Substance Abuse Services – 205 persons projected to be impacted. Relief funds will aid in programs to help families and individuals who deal with substance abuse. Services help to navigate them through the effects of substance abuse, prevention measures and supportive services to gain independence.
- Employment Services – 3,080 persons projected to be impacted. Relief funds will provide the services, training and education for persons to be gainfully employed for adults, youth and independent elders/older adults.
- Crime Awareness – 1,245 persons projected to be impacted. Relief funds will assist in the effort to bring awareness to the community regarding crime and to how to prevent opportunities for crime to take place, such as human trafficking.
- Child Care Services – 560 persons projected to be impacted. Relief funds will assist with providing childcare solutions and assisting families with mental health needs that affect their ability to work in order to pay for childcare services.
- Health Services – 2,900 persons projected to be impacted. Relief funds will help to provide health services, provide health education and preventive health maintenance tips for low income families.
- Mental Health Services – 566 persons projected to be impacted. Relief funds will aid in providing mental health services for low income households who went through multiple traumas and provide resources to bring participants into stabilization.

To date, the CDBG CARES Relief funds will impact at least 13,453 people throughout Cincinnati. For all other entitlement programs, the 2021 Annual Action Plan was followed as submitted and approved by HUD.

CR-50 - HOME 91.520(d)

Include the results of on-site inspections of affordable rental housing assisted under the program to determine compliance with housing codes and other applicable regulations

Please list those projects that should have been inspected on-site this program year based upon the schedule in §92.504(d). Indicate which of these were inspected and a summary of issues that were detected during the inspection. For those that were not inspected, please indicate the reason and how you will remedy the situation.

- Abigail Apartments – 15 HOME units, total 72 units
 - Inspection Date: 3/2/2016, Issue: Pending inspection, Re-scheduled 2 units, Passed Inspection Date: 4/22/2016
 - Passed Inspection Date: 4/25/2017
 - Passed Inspection Date: 4/18/2018
- Alexandra Senior Apartments – 25 HOME units, total 84 units
 - Inspection Date: 11/24/2015, Issue: Housekeeping and no entry, Re-scheduled 4 units, Passed Inspection Date: 12/30/2015
- Alston Park – 6 HOME units, total 39 units
 - Passed Inspection Date: 11/10/2015
- Anna Louis Inn – 25 HOME units, total 85 units
 - Inspection Date: 4/18/2017, Issue: Tenant denied entry 1 unit, Passed Inspection Date: 4/27/2017
 - Passed Inspection Date: 9/13/2018
- Avonview Apartments – 2 HOME units, total 50 units
 - Owner unresponsive, Pending Inspection Dates for 2018
 - Inspection Date: 8/28/2018, Issue: Utility room, water heater leak and visible mold, Pending Re-Inspection
- Baymiller Estates – 11 HOME units, total 31 units
 - Passed Inspection Date: 4/27/2017
 - Inspection Date: 4/25/2018, Issue: Housekeeping in kitchen, drawer fronts, Passed Inspection Date: 5/18/2018
- Beasley Place – 10 HOME units, total 13 units
 - Passed Inspection Date: 3/23/2017
- Booth Residence Salvation Army – 34 HOME units (7 low, 27 high), total 150 units
 - Inspection Date: 11/3/2015, Issue: Housekeeping, Re-scheduled 2 units, Passed Inspection Date: 5/5/2016
- Burnet Place – 11 HOME units, total 62 units
 - Owner unresponsive in 2015
 - Passed Inspection Date: 5/5/2016
 - Inspection Date: 4/27/2017, Issue: Housekeeping, Re-scheduled 1 unit, Passed Inspection Date: 6/21/2017
 - Passed Inspection Date: 4/25/2018

- City West Apartments (Lincoln Homes and Lincoln Homes) – 67 units
 - Owner unresponsive in 2015
 - Inspection Date: 11/2/2016, Issue: Housekeeping, no entry, interior damage, egress, Pending Passed Inspection
 - Inspection Date: 10/23-25/2018, Issue: Housekeeping, no entry, Pending Passed Inspection Date: 11/20/2018
- Community Manor – 2 HOME units, total 11 units
 - Inspection Date: 4/27/2017, Issue: Housekeeping, Re-scheduled 1 unit, Passed Inspection Date: 6/21/2017
 - Passed Inspection Date: 4/20/2017
 - Passed Inspection Date: 4/19/2018
- Elberon Senior Apartments – total 37 units (14 low, 23 high) Neighborhood Stabilization Program
 - Passed Inspection Date: 11/23/2015
- Fairview Estates –11 HOME units
 - Inspection Date: 2/18/2016, Issue: Housekeeping, Re-scheduled 3 units, Passed Inspection Date: 2/19/2017
 - Inspection Date: 4/25/2017, Issue: Housekeeping, Re-scheduled 1 unit, Passed Inspection Date: 6/14/2017
 - Inspection Date: 4/23/2018, Issue: Housekeeping, Passed Inspection Date: 6/19/2018
- Forest Square Apartments –10 HOME units, total 21 units
 - Passed Inspection Date: 8/29/2018
- Gateway Plaza – 50 units
 - Inspection Date: 12/11/2015, Issue: Housekeeping, Re-scheduled 10 units, Passed Inspection Date: 3/17/2016
- Haddon Hall – 6 HOME units, total 114 units
 - Passed Inspection Date: 11/11/2015
- Jimmy Heath House – 11 HOME units, total 25 units
 - Passed Inspection Date: 10/30/2015
 - Passed Inspection Date: 3/23/2017
 - Passed Inspection Date: 3/22/2018
- Kerper / Melbourne – 25 units
 - Inspection Date: Owner Unresponsive, Issue: Housekeeping, entry porch, roof seals, Re-scheduled 5 units, Passed Inspection Date: 10/16/2015
 - Passed Inspection Date: 4/24/2017
 - Passed Inspection Date: 4/18/2018, 1-move-out, 6/19/2018
- Losantiville Apartments – 18 units (Neighborhood Stabilization Program)
 - Inspection Date: 4/24/2018, Issue: Housekeeping, Passed Inspection Date: 5/18/2018
- Magnolia Heights – 11 HOME units, total 98 units

- Inspection Date: 3/1/2016, Issue: Housekeeping, building entry hardware, common stairwell railing loose, Re-scheduled 7 units, Passed Inspection Date: 4/22/2016
- Inspection Date: 4/21/2017, Issue: Housekeeping, Re-scheduled 1 unit, Passed Inspection Date: 6/13/2017
- Inspection Date: 4/19/2018, Issue: Housekeeping, Passed Inspection Date: 7/6/2018
- McHenry House – National Church Residences – 13 HOME units, total 43 units
 - Passed Inspection Date: 11/16/2015
 - Inspection Date: 8/22/2018, Issue: Bedroom egress blocked, Passed Inspection Date: 8/23/2018
- Mercy Housing / Commons On Main / FHD Holdings – 11 HOME units, total 23 units
 - Inspection Date: 4/26/2017, Issue: Housekeeping, Re-scheduled 1 unit, Passed Inspection Date: 6/14/2017
 - Passed Inspection Date: 4/24/2018
- Nanny Hickson / McMicken Transitional – 11 HOME units, total 12 units
 - Passed Inspection Date: 11/13/2015
 - Passed Inspection Date: 3/22/2018
- Navarre-Garrone – 9 HOME units, total 65 units
 - Passed Inspection Date: 11/16/2015
- North Rhine Heights – 11 HOME units, total 65 units
 - Inspection Date: 1/19/2016, Issue: Housekeeping, trash, building security, Re-scheduled 3 units, Passed Inspection Date: 2/19/2016
 - Inspection Date: 4/20/2018, Issue: Unit damaged, eviction, Passed Inspection Date: 7/6/2018
- OTR Revitalization – 9 HOME units, total 90 units
 - Inspection Date: 2/19/2016, Issue: Housekeeping, interior security gates, Re-scheduled 6 units, Passed Inspection Date: 3/17/2016
 - Inspection Date: 4/18/2018, Issue: Incomplete, rear building, exit door, Passed Inspection Date: 6/19/2018
- Pendleton Estates – 11 HOME units, total 42 units
 - Inspection Date: 1/19/2016, Issue: Housekeeping, building security, Re-scheduled 2 units, Passed Inspection Date: 2/19/2016
 - Inspection Date: 4/21/2017, Issue: Housekeeping, Re-scheduled 1 unit Passed Inspection Date: 6/13/2017
 - Inspection Date: 4/20/2018, Issue: Door seals, trips in common hallway, Passed Inspection Date: 7/6/2018
- Savannah Gardens – 20 HOME units, total 120 units
 - Inspection Date: 11/20/2015, Issue: Housekeeping, Re-scheduled 1 unit, Passed Inspection Date: 12/3/2015
 - Passed Inspection Date: 5/17/2017
 - Passed Inspection Date: 8/19/2018
- St. Paul Village – 20 HOME units

- Passed Inspection Date: 11/17/2015
- St. Pius – 18 HOME units
 - Inspection Date: 11/13/2015, Issue: Housekeeping, no entry, Re-scheduled 2 units, Passed Inspection Date: 12/29/2015
- Sycamore Hill Apartments – 18 HOME units
 - Inspection Date: 3/7/2018, Issue: Roof, window repairs pending, housekeeping, no access to building, fire in one building, 5 units passed, Passed Inspection Date: 7/11/2018, Building currently under construction
- Terri Manor – 7 HOME units, total 78 units
 - Passed Inspection Date: 2/18/2016
 - Passed Inspection Date: 4/25/2017
 - Passed Inspection Date: 4/23/2018
- Villages at Roll Hill – 125 HOME units, total 703 units
 - Inspection Date: 11/18/2015 and 11/19/2015, Issue: Housekeeping, egress, doors damaged, Re-scheduled 16 units, Passed Inspection Date: 12/10/2015
 - Passed Inspection Date: 8/25-28/2018
- Washington Park – 11 HOME units
 - Inspection Date: 1/15/2016, Issue: Housekeeping, Re-scheduled 1 unit, Passed Inspection Date: 2/19/2016
 - Passed Inspection Date: 4/20/2017
 - Inspection Date: 4/19/2018, Issue: Rear entry door faulty, Passed Inspection Date: 7/6/2018
- Wesley Estates – 11 HOME units, total 29 units
 - Passed Inspection Date: 1/16/2016
 - Passed Inspection Date: 4/20/2018
- Woodburne Point – 24 HOME units
 - Passed Inspection Date: 11/24/2015
 - Inspection Date: 4/24/2018, Issue: Back flow test, Passed Inspection Date: 5/18/2018

Provide an assessment of the jurisdiction's affirmative marketing actions for HOME units. 92.351(b)

All Consolidated Plan programs follow HUD's requirements for affirmatively marketing. For HOME programs, developers and real estate agencies reach out to the broad community to rent and sell HOME housing units. The City requires an accounting of sales and outreach including details on open houses held; Multiple Listing Service (MLS) listings published; electronic outreach completed (Facebook, Twitter, emails, etc.); and formal advertising online or in the newspaper. Additionally, the City contracts with Housing Opportunities Made Equal (H.O.M.E.) for fair housing services. H.O.M.E. specifically advertises in media outlets which reach minority audiences.

Refer to IDIS reports to describe the amount and use of program income for projects, including the number of projects and owner and tenant characteristics

The City allocates the prior years' HOME program income with the annual allocation. From the PR-20 HOME Production Report, a total of 80 units have been completed and reported since 2020 with an investment of \$2,643,929. A total of 4,794 units have been completed since 1993 with a total investment of \$82,097,096.

Describe other actions taken to foster and maintain affordable housing. 91.220(k) (STATES ONLY: Including the coordination of LIHTC with the development of affordable housing). 91.320(j)

Active participation in Affordable Housing Advocates (AHA) Preservation and Production Committee, which meets bi-monthly, includes representatives of housing providers, nonprofit organizations, advocates and consumers dedicated to ensuring good, safe, accessible and affordable housing for all people in Southwest Ohio. This group was formed to share the expertise and information gathered by its members over decades of affordable housing service and to initiate and support plans of action that will further the creation, retention and accessibility of affordable housing in our community.

The City of Cincinnati Department of Community and Economic Development issues an annual Housing Notice Of Funding Availability (NOFA) for City Capital, HOME, and CDBG-funded housing projects. Projects that have been awarded Low Income Housing Tax Credits (LIHTC) from the Ohio Housing Financing Authority (OHFA) are considered for HOME funding. The following projects have been awarded LIHTC and City funding since 2018:

NOFA Year	Project	Units	Aff. Units	AMI Target	Total Cost	Recommended	Source
2021	Peebles Apts.	42	42	30-60%	\$9,854,860	\$800,000	HOME
2021	Alexandra Apts.	83	83	60%	\$12,357,940	\$800,000	Capital
2021	Lincoln And Gilbert	50	50	30-60%	\$12,930,800	\$800,000	HOME
2021	The Barrister	44	44	60%	\$14,465,189	\$900,000	TIF
2020	Bennett Point	56	53	60%	\$15,978,400	\$1,000,000	HOME

NOFA Year	Project	Units	Aff. Units	AMI Target	Total Cost	Under Contract	Source
2020	Colonial Village	66	66	60%	\$11,750,000	\$1,000,000	CHIF/CDBG
2020	Blair Lofts	64	64	60%	\$13,543,284	\$1,000,000	HOME
2020	Apple Street	57	57	30-60%	\$11,113,054	\$1,000,000	HOME
2020	LPH Thrives	47	47	30-60%	\$14,362,024	\$1,380,000	HOME/Lead Grant
2020	Melrose Place	26	26	30-60%	\$6,500,000	\$400,000	HOME
2019	Arts Apartments	248	248	60%	\$28,576,438	\$1,000,000	CHIF/CDBG
2019	Willkommen	56	56	30-60%	\$11,877,486	\$1,000,000	HOME/FHAct50

2018	15th & Vine	32	32	30-80%	\$13,674,538	\$1,000,000	HOME
2018	Logan Towers	63	63	60%	\$12,152,068	\$987,500	HOME

The following scoring criteria was implemented for housing applications received from the 2020 Housing NOFA:

I. Project Financing (40 points)

- Is the project financially feasible?
- How well does the project leverage NOFA loans?
- How much equity is the developer/owner contributing to the project?

II. Project Characteristics (30 points)

- Does the project eliminate blight, address code violations or rehabilitate existing vacant, foreclosed property?
- Does the project have a visible impact on the neighborhood by creating tightly clustered and/or contiguous units?
- Is the project located within walking distance of an activity center?
- Is the project located within a Targeted Neighborhood?
 - i. Targeted Neighborhood is a funding priority strategy to align NOFA funds with ongoing neighborhood development plans and efforts from public and private partners.
 - ii. Targeted Neighborhoods are Neighborhoods with neighborhood centers identified as either Evolve or Transform.
 - iii. Transform Neighborhoods will receive full points – neighborhoods of West Price Hill, East Price Hill, Lower Price Hill, Westwood, Camp Washington, West End, Avondale, Walnut Hills, Evanston, Bond Hill, Roselawn, Carthage, Hartwell, Kennedy Heights, Madisonville, and Mt. Washington, and Evolve neighborhoods will receive half points – neighborhoods of Sayler Park, Mt. Airy, College Hill, Northside, CUF, Corryville, Over-the-Rhine, Downtown, East Walnut Hills, North Avondale, Paddock Hills, Pleasant Ridge, and Columbia Tusculum.
- Is the project mixed-use? Does it include both residential and commercial components?
- Does the project creatively convert non-residential, vacant structures into housing units?
- Is the developer minority or woman owned?

III. Project Type Specific Scoring (30 points)

For this section of the scorecard, projects will be evaluated by characteristics relevant to their Project Type (Homeownership, Rental or Infrastructure).

- Homeownership
 - i. Does the project create homeownership opportunities for households earning at or less than 120% of Area Median Income?
 - ii. To what degree does the project include onsite amenities, such as parking, storage space, laundry and/or play space?
 - iii. Does the project create family units, defined as 50% of units being 2 bedrooms OR 25% of units being 3 bedrooms?
 - iv. Does the project incorporate Universal Design, Visitability and/or Age-in-Place standards?
 - v. Does the project achieve any Living Building Challenge or LEED certifications?
- Rental
 - i. Does the project create rental units for households earning less than 80% of Area Median Income?
 - ii. To what degree does the project include onsite amenities, such as parking, storage space, laundry and/or play space?
 - iii. Does the project create family units, defined as 50% of units will be 2 bedrooms OR 25% of units will be 3 bedrooms?
 - iv. Does the project incorporate Universal Design, Visitability and/or Age-in-Place standards?
 - v. Does the project achieve any Living Building Challenge or LEED certifications?
- Infrastructure
 - i. How dense is the project? Priority points will be awarded to projects that achieve at least 5 Dwelling Units per Acre.
 - ii. In what ways does the project result in public benefits, such as improved transportation connections, upgraded capacity of nearby utilities, preservation of historic structures, improve streetscapes, create public, garden or park space, etc.?
- Historic Preservation
 - i. Is this a renovation of a building 50 years or older?

CR-55 - HOPWA 91.520(e)

Identify the number of individuals assisted and the types of assistance provided

Table for report on the one-year goals for the number of households provided housing through the use of HOPWA activities for: short-term rent, mortgage, and utility assistance payments to prevent homelessness of the individual or family; tenant-based rental assistance; and units provided in housing facilities developed, leased, or operated with HOPWA funds.

Number of Households Served Through:	One-year Goal	Actual
Short-term rent, mortgage, and utility assistance payments	90	94
Tenant-based rental assistance	78	80
Units provided in permanent housing facilities developed, leased, or operated with HOPWA funds	24	24
Units provided in transitional housing facilities developed, leased, or operated with HOPWA funds	0	0
Total	130	198

Table 14 – HOPWA Number of Households Served

Narrative

The City of Cincinnati's formula grant and HOPWA-CV serves persons living with HIV/AIDS in the following counties that make up the City of Cincinnati's eligible metropolitan statistical area (EMSA):

- 5 Ohio counties: Brown, Butler, Clermont, Hamilton and Warren;
- 7 Kentucky counties: Boone, Bracken, Campbell, Gallatin, Grant, Kenton and Pendleton; and
- 4 Indiana counties: Dearborn, Franklin, Ohio, and Union.

Strategies to End Homelessness administers the HOPWA program on behalf of the City. A HOPWA Advisory Committee comprised of the City representatives, state HOPWA officials, project sponsors, and other key stakeholders provides diverse perspectives on HIV/AIDS issues and meets regularly to share progress and examine the type of funding that will be most beneficial to the needs of the population. There were four project sponsors in 2021: Center for Respite Care, Caracole, Northern Kentucky Independent District Health (NKY Health), and Shelterhouse Volunteer Group. During the annual allocation meeting, the Committee takes EMSA geographic needs and past performance/spending by sub-recipients into account to inform funding recommendations to the City of Cincinnati. A subcommittee of the Advisory Committee meets separately to enhance, and revise EMSA-wide policies and procedures as needed.

In 2020, a separate HOPWA-CV application was issued community-wide and the HOPWA Advisory committee met with City of Cincinnati staff to determine funding allocations. While the majority of those funds were expended 2020, a small portion that remained was used to provide STRMU in the first few months of 2021.

Project sponsor agencies receiving HOPWA funds through the City of Cincinnati provided HOPWA housing subsidy assistance to 219 households in 2021, falling just slightly short of the goal of 242. Project sponsors exceeded their goals for STRMU (94 households actual vs goal of 90) and TBRA (80 households actual vs goal of 78) but fell short of their goal of providing PHP assistance to 50 households, serving only 42. Caracole's site-based program met its goal of providing housing to 24 households. Twenty-one households received more than one HOPWA housing subsidy, and the goal for total households receiving HOPWA housing subsidy did not account for duplication.

Project sponsors providing services without housing subsidy fell significantly short of goals in 2021, serving only 24 of their goal of 45, largely due to the COVID-19 pandemic, which increased the likelihood of individuals staying in unstable housing situations rather than entering Shelterhouse's congregate shelter, which is the entry point for their HOPWA services. The negative effect that COVID-19 has had on staff retention and recruitment also contributed to the decrease in clients served by Shelterhouse.

While it remains challenging for all four agencies to project the number of households in the HOPWA program, as needs shift year to year, they have improved processes and communication with one another to make these projects more predictable and successful.

A HOPWA Advisory Committee, comprised of key stakeholders in the community, including members from the local health department, medical providers, Planned Parenthood, HIV/AIDS drug programs, Ryan White service providers, care programs and homeless programs convenes regularly to share progress and provide oversight to the HOPWA funding allocation process. The Advisory Committee provides diverse perspectives on HIV/AIDS issues. During the annual allocation meeting, the Advisory Committee takes EMSA geographic needs, success in addressing viral loads, and past performance/spending by sub-recipients into account to inform funding recommendations to the City of Cincinnati.

Caracole's site-based permanent housing project was extremely successful in enabling HOPWA beneficiaries to establish and maintain stable housing that is decent, safe, and sanitary. Of the 24 beneficiaries who participated in this program in 2021, 18 remain in the program, 4 exited to stable/permanent housing, 1 exited due to a life event, and only 1 exited to unstable arrangements. Of all TBRA participants served, 89% either exited to stable/permanent housing

or remained in the program, with 5% exiting to unstable arrangements, 3% exiting to temporarily stable arrangements with reduced risk of homelessness, and 4% exiting due to the beneficiary's death (these percentages do not add up to 100% due to rounding). Of those receiving STRMU, 80% had an outcome of "stable/permanent housing", while 13 persons are expected to need additional STRMU in 2022 to maintain their current housing arrangements.

Income attainment remains a challenge. The HOPWA population has changed drastically in recent years, largely as a result of the opioid epidemic, with more and more participants entering the program with no income, and with severe substance abuse issues that are substantial barriers to employment. In Caracole's site-based project, which specifically targets the highest barrier, hardest to serve, only 10 of 24 (42%) successfully accessed or maintained income in 2021, which is nonetheless a moderate improvement over 33% in 2020. Although income attainment in other programs was somewhat higher, and a slight improvement from last year (63% for all participants receiving HOPWA housing subsidy in 2021 vs 60% in 2020), achievement still fell short of goals. Only 62% of participants receiving HOPWA supportive services without a housing subsidy successfully accessed or maintained income. In addition to the challenges of participants entering with substance abuse issues and no income, these programs also are relatively short in duration. As a result, sometimes participants in these shorter-term projects apply for SSI/SSDI benefits with project sponsor assistance, but do not receive their award notification until after the participant has exited the program. Center for Respite Care continues to work with discharged HOPWA participants and see them through to completion of any application for benefits that was initiated while in the HOPWA program, however these income outcomes that were achieved after the participant exited were not counted in reporting.

HOPWA project sponsors performed extremely well in terms of access to care and support in 2021. Of clients who received HOPWA housing subsidy assistance, 100% had contact with case manager/benefits counselor consistent with the schedule specified in client's individual service plan; 81% had contact with a primary health care provider consistent with the schedule specified in client's individual service plan; 84% accessed and maintained medical insurance/assistance; and 100% had a housing plan for maintaining or establishing stable, on-going housing. This access to care and support, coupled with HOPWA housing subsidies, translates to measurable improvements in beneficiaries' health. In 2021, the overall viral load suppression for clients receiving HOPWA services from NKHD was 88%. This number is encouraging as it has increased nearly 9% since 2020, when viral suppression among NKHD's HOPWA beneficiaries was 79.5%. This is also encouraging as medical providers have delayed in scheduling appointments due to COVID-19.

Of clients who received HOPWA supportive services without a HOPWA housing subsidy, 100% had contact with case manager/benefits counselor consistent with the schedule specified in client's individual service plan; 91% had contact with a primary health care provider consistent with the schedule specified in client's individual service plan; 100% accessed and maintained medical insurance/assistance; and 86% had a housing plan for maintaining or establishing stable, on-going housing. These outcomes are particularly successful give the relatively short period of time that beneficiaries participate in these programs.

Sponsor agencies continue to improve their management of HOPWA funds, regularly evaluating spending and outcomes and making adjustments to service delivery to utilize funds as efficiently as possible and maximize outcomes.

CR-58 – Section 3

Identify the number of individuals assisted and the types of assistance provided

Total Labor Hours:

Year	CDBG	HOME	ESG	HOPWA	HTF
2021	0	0	0	0	0

Table 15 – Total Labor Hours

Qualitative Efforts - Number of Activities by Program:

Year	CDBG	HOME	ESG	HOPWA	HTF
2021	0	0	0	0	0

Table 16 – Qualitative Efforts - Number of Activities by Program

Narrative

There were not any projects that completed that were subject to the Section 3 requirements as outlined in 24 CFR Part 75.

CR-60 - ESG 91.520(g) (ESG Recipients only)

ESG Supplement to the CAPER in *e-snaps*

For Paperwork Reduction Act

1. Recipient Information—All Recipients Complete

Basic Grant Information

Recipient Name	CINCINNATI
Organizational DUNS Number	043325158
EIN/TIN Number	316000064
Identify the Field Office	COLUMBUS
Identify CoC(s) in which the recipient or subrecipient(s) will provide ESG assistance	Strategies To End Homelessness

ESG Contact Name

Prefix	Ms.
First Name	Aisha
Last Name	Tzillah
Suffix	
Title	Community Development Administrator

ESG Contact Address

Street Address 1	801 Plum Street
Street Address 2	Suite 104
City	Cincinnati
State	Ohio
ZIP Code	45202
Phone Number	(513) 352-4982
Extension	
Fax Number	(513) 352-6123
Email Address	aisha.tzillah@cincinnati-oh.gov

ESG Secondary Contact

Prefix	Mr.
First Name	Roy
Last Name	Hackworth
Suffix	
Title	Housing Division Manager
Phone Number	(513) 352-6119
Extension	
Email Address	roy.hackworth@cincinnati-oh.gov

2. Reporting Period—All Recipients Complete

Program Year Start Date	01/01/2021
Program Year End Date	12/31/2021

3a. Subrecipient Form – Complete one form for each subrecipient

Subrecipient or Contractor Name	Strategies To End Homelessness
City	Cincinnati
State	Ohio
Zip Code	45206
DUNS Number	826936051
Is subrecipient a victim services provider	No
Subrecipient Organization Type	Non-profit with 501(c)(3) IRS Status
ESG Subgrant or Contract Award Amount	\$997,610

CR-65 - Persons Assisted

This information is supplemented by Sage Homeless Management Information System (HMIS) Reporting Repository.

4. Persons Served

4a. Complete for Homelessness Prevention Activities

Number of Persons in Households	Total
Adults	0
Children	0
Don't Know/Refused/Other	0
Missing Information	0
Total	0

Table 17 – Household Information for Homeless Prevention Activities

4b. Complete for Rapid Re-Housing Activities

Number of Persons in Households	Total
Adults	82
Children	8
Don't Know/Refused/Other	0
Missing Information	0
Total	90

Table 18 – Household Information for Rapid Re-Housing Activities

4c. Complete for Shelter

Number of Persons in Households	Total
Adults	0
Children	0
Don't Know/Refused/Other	0
Missing Information	0
Total	0

Table 19 – Shelter Information

4d. Street Outreach

Number of Persons in Households	Total
Adults	0
Children	0
Don't Know/Refused/Other	0
Missing Information	0
Total	0

Table 20 – Household Information for Street Outreach

4e. Totals for all Persons Served with ESG

Number of Persons in Households	Total
Adults	82
Children	8
Don't Know/Refused/Other	0
Missing Information	0
Total	90

Table 21 – Household Information for Persons Served with ESG

5. Gender—Complete for All Activities

	Total
Male	54
Female	36
Transgender	0
Don't Know/Refused/Other	0
Missing Information	0
Total	90

Table 22 - Gender Information

6. Age—Complete for All Activities

	Total
Under 18	8
18-24	16
25 and over	66
Don't Know/Refused/Other	0
Missing Information	0
Total	90

Table 23 – Age Information

7. Special Populations Served—Complete for All Activities

Number of Persons in Households

Subpopulation	Total	Total Persons Served – Prevention	Total Persons Served – RRH	Total Persons Served in Emergency Shelters
Veterans			3	
Victims of Domestic Violence			8	
Elderly			32	
HIV/AIDS			1	
Chronically Homeless			16	
Persons with Disabilities: Initial Conditions				
Severely Mentally Ill			51	
Chronic Substance Abuse			22	
Other Disability			68	
Total (unduplicated if possible)	Not possible		Not possible	Not possible

Table 24 – Special Population Served

CR-70 – ESG 91.520(g) - Assistance Provided and Outcomes

9. Shelter Utilization

The following lists the numbers for ESG funded beds provided as the total number available because of the need to deconcentrate the shelters during the COVID-19 pandemic. Prior to 2020 and the COVID-19 pandemic, the full capacity was 212,660; however, congregate shelters are reconfiguring, rehabilitating, and relocating in response to the pandemic and capacity constantly fluctuates. Currently, hotel/motels and congregate shelters are being utilized but ESG entitlement funding was not used to fund them in 2021.

Number of New Units – Rehabbed	0
Number of New Units – Conversion	0
Total Number of bed – nights available	
Total Number of bed – nights provided	
Capacity Utilization	

Table 25 – Shelter Capacity

10. Project Outcomes Data measured under the performance standards developed in consultation with the CoC(s)

Project outcomes measured for the ESG programs are in line with the Annual Performance Report outcomes measured for the CoC programs. The percentage of persons with positive housing exits from shelter; length of stay in shelter; and percentage of persons returning to homelessness are the outcomes evaluated for the shelters. The allocation process for ESG shelter funds is a community process that uses both outcomes information and community input to determine final recommendations to the City of Cincinnati. Those programs with the highest outcomes start with a greater allocation of ESG Shelter funds and the amount may be adjusted based on community feedback. The City of Cincinnati participates in this community process and the outcomes used for evaluation are revised at least annually.

CR-75 – Expenditures

11. Expenditures

11a. ESG Expenditures for Homelessness Prevention

	Dollar Amount of Expenditures in Program Year				
	2017	2018	2019	2020	2020 COVID
Expenditures for Rental Assistance					\$244,292.32
Expenditures for Housing Relocation and Stabilization Services - Financial Assistance					\$90,178.23
Expenditures for Housing Relocation & Stabilization Services - Services					\$128,659.21
Expenditures for Homeless Prevention under Emergency Shelter Grants Program					
Subtotal Homelessness Prevention	\$0	\$0	\$0	\$0	\$436,129.76

Table 26 – ESG Expenditures for Homelessness Prevention

11b. ESG Expenditures for Rapid Re-Housing

	Dollar Amount of Expenditures in Program Year				
	2018	2019	2020	2021	2020 COVID
Expenditures for Rental Assistance			\$59,226.17	\$15,375.91	\$138,122.61
Expenditures for Housing Relocation and Stabilization Services - Financial Assistance			\$15,491.00	\$406.00	\$31,744.62
Expenditures for Housing Relocation & Stabilization Services - Services			\$16,359.00	\$15,466.39	\$143,784.42
Expenditures for Homeless Assistance under Emergency Shelter Grants Program					
Subtotal Rapid Re-Housing	\$0	\$0	\$91,076.17	\$31,248.30	\$313,651.65

Table 27 – ESG Expenditures for Rapid Re-Housing

11c. ESG Expenditures for Emergency Shelter

	Dollar Amount of Expenditures in Program Year				
	2018	2019	2020	2021	2020 COVID
Essential Services					\$869,723.66
Operations					\$2,769,474.05
Renovation					\$19,215.50
Major Rehab					
Conversion					
Hazard Pay					\$13,790.00
Subtotal	\$0	\$0	\$0	\$0	\$3,672,203.21

Table 28 – ESG Expenditures for Emergency Shelter

11d. Other Grant Expenditures

	Dollar Amount of Expenditures in Program Year				
	2018	2019	2020	2021	2020 COVID
Street Outreach					
HMIS					
Administration	\$0	\$0	\$50,680.00	\$0	\$216,565.26

Table 29 - Other Grant Expenditures

11e. Total ESG Grant Funds

Total ESG Funds Expended	2018	2019	2020	2021	2020 COVID
			\$141,756.17	\$31,248.30	\$4,665,549.88

Table 30 - Total ESG Funds Expended

11f. Match Source

	2018	2019	2020	2021	2020 COVID
Other Non-ESG HUD Funds					
Other Federal Funds			\$73,554.17	\$31,248.30	
State Government			\$18,202.00		
Local Government					
Private Funds			\$50,000.00		
Other					
Fees					
Program Income					
Total Match Amount	\$0	\$0	\$141,756.17	\$31,248.30	\$0

Table 31 - Other Funds Expended on Eligible ESG Activities

11g. Total

Total Amount of Funds Expended on ESG Activities	2018	2019	2020	2021	2020 COVID
			\$283,512.34	\$62,496.60	\$4,665,549.88

Table 32 - Total Amount of Funds Expended on ESG Activities



2021 CAPER Consolidated Annual Performance and Evaluation Report

**Attachment A – HUD Form 40110-D Housing Opportunities for Persons
with HIV/AIDS Program CAPER 2021 Measuring Performance
Outcomes**



Housing Opportunities for Persons With AIDS (HOPWA) Program

Consolidated Annual Performance and Evaluation Report (CAPER) Measuring Performance Outcomes

OMB Number 2506-0133 (Expiration Date: 11/30/2023)

The CAPER report for HOPWA formula grantees provides annual information on program accomplishments that supports program evaluation and the ability to measure program beneficiary outcomes as related to: maintain housing stability; prevent homelessness; and improve access to care and support. This information is also covered under the Consolidated Plan Management Process (CPMP) report and includes Narrative Responses and Performance Charts required under the Consolidated Planning regulations. Reporting is required for all HOPWA formula grantees. The public reporting burden for the collection of information is estimated to average 41 hours per manual response, or less if an automated data collection and retrieval system is in use, along with 60 hours for record keeping, including the time for reviewing instructions, searching existing data sources, gathering and maintaining the data needed, and completing and reviewing the collection of information. HUD's requirements for reports submitted by HOPWA formula grantees are supported by 42 U.S.C. § 12911 and HUD's regulations at 24 CFR § 574.520(a). Grantees are required to report on the activities undertaken only, thus there may be components of these reporting requirements that may not be applicable. This agency may not conduct or sponsor, and a person is not required to respond to a collection of information unless that collection displays a valid OMB control number. While confidentiality is not assured, HUD generally only releases this information as required or permitted by law.

Overview. The Consolidated Annual Performance and Evaluation Report (CAPER) provides annual performance reporting on client outputs and outcomes that enables an assessment of grantee performance in achieving the housing stability outcome measure. The CAPER fulfills statutory and regulatory program reporting requirements and provides the grantee and HUD with the necessary information to assess the overall program performance and accomplishments against planned goals and objectives.

HOPWA formula grantees are required to submit a CAPER demonstrating coordination with other Consolidated Plan resources. HUD uses the CAPER data to obtain essential information on grant activities, project sponsors, housing sites, units and households, and beneficiaries (which includes racial and ethnic data on program participants). The Consolidated Plan Management Process tool (CPMP) provides an optional tool to integrate the reporting of HOPWA specific activities with other planning and reporting on Consolidated Plan activities.

Table of Contents

PART 1: Grantee Executive Summary

1. Grantee Information
2. Project Sponsor Information
5. Grantee Narrative and Performance Assessment
 - a. Grantee and Community Overview
 - b. Annual Performance under the Action Plan
 - c. Barriers or Trends Overview

PART 2: Sources of Leveraging and Program Income

1. Sources of Leveraging
2. Program Income and Resident Rent Payments

PART 3: Accomplishment Data: Planned Goals and Actual Outputs

PART 4: Summary of Performance Outcomes

1. Housing Stability: Permanent Housing and Related Facilities
2. Prevention of Homelessness: Short-Term Housing Payments
3. Access to Care and Support: Housing Subsidy Assistance with Supportive Services

PART 5: Worksheet - Determining Housing Stability Outcomes

PART 6: Annual Report of Continued Use for HOPWA Facility-Based Stewardship Units (Only)

PART 7: Summary Overview of Grant Activities

- A. Information on Individuals, Beneficiaries and Households Receiving HOPWA Housing Subsidy Assistance (TBRA, STRMU, PHP, Facility Based Units, Master Leased Units ONLY)
- B. Facility-Based Housing Assistance

Continued Use Periods. Grantees that used HOPWA funding for new construction, acquisition, or substantial rehabilitation of a building or structure are required to operate the building or structure for HOPWA-eligible beneficiaries for a ten (10) years period. If no further HOPWA funds are used to support the facility, in place of completing Section 7B of the CAPER, the grantee must submit an Annual Report of Continued Project Operation throughout the required use periods. This report is included in Part 6 in CAPER. The required use period is three (3) years if the rehabilitation is non-substantial.

Record Keeping. Names and other individual information must be kept confidential, as required by 24 CFR 574.440. However, HUD reserves the right to review the information used to complete this report for grants management oversight purposes, except for recording any names and other identifying information. **In the case that HUD must review client-level data, no client names or identifying information will be retained or recorded. Information is reported in aggregate to HUD without personal identification. Do not submit client or personal information in data systems to HUD.**

In connection with the development of the Department's standards for Homeless Management Information Systems (HMIS), universal data elements are being collected for clients of HOPWA-funded homeless assistance projects. These project sponsor records would include: Name, Social Security Number, Date of Birth, Ethnicity and Race, Gender, Veteran Status, Disabling Conditions, Residence Prior to Program Entry, Zip Code of Last Permanent Address, Housing Status, Program Entry

Date, Program Exit Date, Personal Identification Number, and Household Identification Number. These are intended to match the elements under HMIS. The HOPWA program-level data elements include: Income and Sources, Non-Cash Benefits, HIV/AIDS Status, Services Provided, Housing Status or Destination at the end of the operating year, Physical Disability, Developmental Disability, Chronic Health Condition, Mental Health, Substance Abuse, Domestic Violence, Medical Assistance, and T-cell Count. Other HOPWA projects sponsors may also benefit from collecting these data elements. HMIS local data systems must maintain client confidentiality by using a closed system in which medical information and HIV status are only shared with providers that have a direct involvement in the client's case management, treatment and care, in line with the signed release of information from the client.

Operating Year. HOPWA formula grants are annually awarded for a three-year period of performance with three operating years. The information contained in this CAPER must represent a one-year period of HOPWA program operation that coincides with the grantee's program year; this is the operating year. More than one HOPWA formula grant awarded to the same grantee may be used during an operating year and the CAPER must capture all formula grant funding used during the operating year. Project sponsor accomplishment information must also coincide with the operating year this CAPER covers. Any change to the period of performance requires the approval of HUD by amendment, such as an extension for an additional operating year.

Final Assembly of Report. After the entire report is assembled, number each page sequentially.

Filing Requirements. Within 90 days of the completion of each program year, grantees must submit their completed CAPER to the CPD Director in the grantee's State or Local HUD Field Office, and to the HOPWA Program Office: at HOPWA@hud.gov. Electronic submission to HOPWA Program office is preferred; however, if electronic submission is not possible, hard copies can be mailed to: Office of HIV/AIDS Housing, Room 7248, U.S. Department of Housing and Urban Development, 451 Seventh Street, SW, Washington, D.C., 20410.

Definitions

Adjustment for Duplication: Enables the calculation of unduplicated output totals by accounting for the total number of households or units that received more than one type of HOPWA assistance in a given service category such as HOPWA Subsidy Assistance or Supportive Services. For example, if a client household received both TBRA and STRMU during the operating year, report that household in the category of HOPWA Housing Subsidy Assistance in Part 3, Chart 1, Column [1b] in the following manner:

HOPWA Housing Subsidy Assistance		[1] Outputs: Number of Households
1.	Tenant-Based Rental Assistance	1
2a.	Permanent Housing Facilities: Received Operating Subsidies/Leased units	
2b.	Transitional/Short-term Facilities: Received Operating Subsidies	
3a.	Permanent Housing Facilities: Capital Development Projects placed in service during the operating year	
3b.	Transitional/Short-term Facilities: Capital Development Projects placed in service during the operating year	
4.	Short-term Rent, Mortgage, and Utility Assistance	1
5.	Adjustment for duplication (subtract)	1
6.	TOTAL Housing Subsidy Assistance (Sum of Rows 1-4 minus Row 5)	1

Administrative Costs: Costs for general management, oversight, coordination, evaluation, and reporting. By statute, grantee administrative costs are limited to 3% of total grant award, to be expended over the life of the grant. Project sponsor administrative costs are limited to 7% of the portion of the grant amount they receive.

Beneficiary(ies): All members of a household who received HOPWA assistance during the operating year including the one individual who qualified the household for HOPWA assistance as well as any other members of the household (with or without HIV) who benefitted from the assistance.

Chronically Homeless Person: An individual or family who : (i) is homeless and lives or resides individual or family who: (i) Is homeless and lives or resides in a place not meant for human habitation, a safe haven, or in an emergency shelter; (ii) has been homeless and living or residing in a place not meant for human habitation, a safe haven, or in an emergency shelter continuously for at least 1 year or on at least 4 separate occasions in the last 3 years; and (iii) has an adult head of household (or a minor head of household if no adult is present in the household) with a diagnosable substance use disorder, serious mental illness, developmental disability (as defined in section 102 of the Developmental Disabilities Assistance and Bill of Rights Act of 2000 (42 U.S.C. 15002)), post traumatic stress disorder, cognitive impairments resulting from a brain injury, or chronic physical illness or disability, including the co-occurrence of 2 or more of those conditions. Additionally, the statutory definition includes as chronically homeless a person who currently lives or resides in an institutional care facility, including a jail, substance abuse or mental health treatment facility, hospital or other similar facility, and has resided there for fewer than 90 days if such person met the other criteria for homeless prior to entering that facility. (See 42 U.S.C. 11360(2)) This does not include doubled-up or overcrowding situations.

Disabling Condition: Evidencing a diagnosable substance use disorder, serious mental illness, developmental disability, chronic physical illness, or disability, including the co-occurrence of two or more of these conditions. In addition, a disabling condition may limit an individual's ability to work or perform one or more activities of daily living. An HIV/AIDS diagnosis is considered a disabling condition.

Facility-Based Housing Assistance: All eligible HOPWA Housing expenditures for or associated with supporting facilities including community residences, SRO dwellings, short-term facilities, project-based rental units, master leased units, and other housing facilities approved by HUD.

Faith-Based Organization: Religious organizations of three types: (1) congregations; (2) national networks, which include national denominations, their social service arms (for example, Catholic Charities, Lutheran Social Services), and networks of related organizations (such as YMCA and YWCA); and (3) freestanding religious organizations, which are incorporated separately from congregations and national networks.

Grassroots Organization: An organization headquartered in the local community where it provides services; has a social services budget of \$300,000 or less annually, and six or fewer full-time equivalent employees. Local affiliates of national organizations are not considered "grassroots."

HOPWA Eligible Individual: The one (1) low-income person with HIV/AIDS who qualifies a household for HOPWA assistance. This person may be considered "Head of Household." When the CAPER asks for information on eligible individuals, report on this individual person only. Where there is more than one person with HIV/AIDS in the household, the additional PWH/A(s), would be considered a beneficiary(s).

HOPWA Housing Information Services: Services dedicated to helping persons living with HIV/AIDS and their families to identify, locate, and acquire housing. This may also include fair housing counseling for eligible persons who may encounter discrimination based on race, color, religion, sex, age, national origin, familial status, or handicap/disability.

HOPWA Housing Subsidy Assistance Total: The unduplicated number of households receiving housing subsidies (TBRA, STRMU, Permanent

Housing Placement services and Master Leasing) and/or residing in units of facilities dedicated to persons living with HIV/AIDS and their families and supported with HOPWA funds during the operating year.

Household: A single individual or a family composed of two or more persons for which household incomes are used to determine eligibility and for calculation of the resident rent payment. The term is used for collecting data on changes in income, changes in access to services, receipt of housing information services, and outcomes on achieving housing stability. Live-In Aides (see definition for Live-In Aide) and non-beneficiaries (e.g. a shared housing arrangement with a roommate) who resided in the unit are not reported on in the CAPER.

Housing Stability: The degree to which the HOPWA project assisted beneficiaries to remain in stable housing during the operating year. See *Part 5: Determining Housing Stability Outcomes* for definitions of stable and unstable housing situations.

In-kind Leveraged Resources: These are additional types of support provided to assist HOPWA beneficiaries such as volunteer services, materials, use of equipment and building space. The actual value of the support can be the contribution of professional services, based on customary rates for this specialized support, or actual costs contributed from other leveraged resources. In determining a rate for the contribution of volunteer time and services, use the criteria described in 2 CFR 200. The value of any donated material, equipment, building, or lease should be based on the fair market value at time of donation. Related documentation can be from recent bills of sales, advertised prices, appraisals, or other information for comparable property similarly situated.

Leveraged Funds: The amount of funds expended during the operating year from non-HOPWA federal, state, local, and private sources by grantees or sponsors in dedicating assistance to this client population. Leveraged funds or other assistance are used directly in or in support of HOPWA program delivery.

Live-In Aide: A person who resides with the HOPWA Eligible Individual and who meets the following criteria: (1) is essential to the care and well-being of the person; (2) is not obligated for the support of the person; and (3) would not be living in the unit except to provide the necessary supportive services. See *24 CFR 5.403 and the HOPWA Grantee Oversight Resource Guide* for additional reference.

Master Leasing: Applies to a nonprofit or public agency that leases units of housing (scattered-sites or entire buildings) from a landlord, and subleases the units to homeless or low-income tenants. By assuming the tenancy burden, the agency facilitates housing of clients who may not be able to maintain a lease on their own due to poor credit, evictions, or lack of sufficient income.

Operating Costs: Applies to facility-based housing only, for facilities that are currently open. Operating costs can include day-to-day housing function and operation costs like utilities, maintenance, equipment, insurance, security, furnishings, supplies and salary for staff costs directly related to the housing project but not staff costs for delivering services.

Outcome: The degree to which the HOPWA assisted household has been enabled to establish or maintain a stable living environment in housing that is safe, decent, and sanitary, (per the regulations at 24 CFR 574.310(b)) and to reduce the risks of homelessness, and improve access to HIV treatment and other health care and support.

Output: The number of units of housing or households that receive HOPWA assistance during the operating year.

Permanent Housing Placement: A supportive housing service that helps establish the household in the housing unit, including but not limited to reasonable costs for security deposits not to exceed two months of rent costs.

Program Income: Gross income directly generated from the use of HOPWA funds, including repayments. See grant administration

requirements on program income at 2 CFR 200.307.

Project-Based Rental Assistance (PBRA): A rental subsidy program that is tied to specific facilities or units owned or controlled by a project sponsor. Assistance is tied directly to the properties and is not portable or transferable.

Project Sponsor Organizations: Per HOPWA regulations at 24 CFR 574.3, any nonprofit organization or governmental housing agency that receives funds under a contract with the grantee to provide eligible housing and other support services or administrative services as defined in 24 CFR 574.300. Project Sponsor organizations are required to provide performance data on households served and funds expended.

SAM: All organizations applying for a Federal award must have a valid registration active at sam.gov. SAM (System for Award Management) registration includes maintaining current information and providing a valid DUNS number.

Short-Term Rent, Mortgage, and Utility (STRMU) Assistance: A time-limited, housing subsidy assistance designed to prevent homelessness and increase housing stability. Grantees may provide assistance for up to 21 weeks in any 52-week period. The amount of assistance varies per client depending on funds available, tenant need and program guidelines.

Stewardship Units: Units developed with HOPWA, where HOPWA funds were used for acquisition, new construction and rehabilitation that no longer receive operating subsidies from HOPWA. Report information for the units is subject to the three-year use agreement if rehabilitation is non-substantial and to the ten-year use agreement if rehabilitation is substantial.

Tenant-Based Rental Assistance (TBRA): TBRA is a rental subsidy program similar to the Housing Choice Voucher program that grantees can provide to help low-income households access affordable housing. The TBRA voucher is not tied to a specific unit, so tenants may move to a different unit without losing their assistance, subject to individual program rules. The subsidy amount is determined in part based on household income and rental costs associated with the tenant's lease.

Transgender: Transgender is defined as a person who identifies with, or presents as, a gender that is different from the person's gender assigned at birth.

Veteran: A veteran is someone who has served on active duty in the Armed Forces of the United States. This does not include inactive military reserves or the National Guard unless the person was called up to active duty.

Housing Opportunities for Person With AIDS (HOPWA) Consolidated Annual Performance and Evaluation Report (CAPER) Measuring Performance Outputs and Outcomes

OMB Number 2506-0133 (Expiration Date: 11/30/2023)

Part 1: Grantee Executive Summary

As applicable, complete the charts below to provide more detailed information about the agencies and organizations responsible for the administration and implementation of the HOPWA program. Chart 1 requests general Grantee Information and Chart 2 is to be completed for each organization selected or designated as a project sponsor, as defined by 24 CFR 574.3.

Note: If any information does not apply to your organization, please enter N/A. Do not leave any section blank.

1. Grantee Information

HUD Grant Number OH-H21-F001 OH-H20-FHW001		Operating Year for this report <i>From (mm/dd/yy)</i> 1/1/2021 <i>To (mm/dd/yy)</i> 12/31/2021		
Grantee Name City of Cincinnati				
Business Address		801 Plum Street		
City, County, State, Zip		Cincinnati	Hamilton	OH 45202
Employer Identification Number (EIN) or Tax Identification Number (TIN)		31-6000064		
DUN & Bradstreet Number (DUNs):		System for Award Management (SAM):: Is the grantee's SAM status currently active? <input checked="" type="checkbox"/> Yes <input type="checkbox"/> No If yes, provide SAM Number: 3BZR6		
Congressional District of Grantee's Business Address		Ohio District 1		
*Congressional District of Primary Service Area(s)		n/a		
*City(ies) and County(ies) of Primary Service Area(s)		Cities: n/a		Counties: n/a
Organization's Website Address n/a		Is there a waiting list(s) for HOPWA Housing Subsidy Assistance Services in the Grantee Service Area? <input checked="" type="checkbox"/> Yes <input type="checkbox"/> No If yes, explain in the narrative section what services maintain a waiting list and how this list is administered.		

* Service delivery area information only needed for program activities being directly carried out by the grantee.

2. Project Sponsor Information

Please complete Chart 2 for each organization designated or selected to serve as a project sponsor, as defined by 24 CFR 574.3. Use this section to report on organizations involved in the direct delivery of services for client households.

Note: If any information does not apply to your organization, please enter N/A.

Project Sponsor Agency Name Caracole, Inc.		Parent Company Name, if applicable n/a	
Name and Title of Contact at Project Sponsor Agency	Linda Seiter, Executive Director		
Email Address	lseiter@caracole.org		
Business Address	4138 Hamilton Avenue		
City, County, State, Zip,	Cincinnati, OH 45223		
Phone Number (with area code)	513-761-1480		
Employer Identification Number (EIN) or Tax Identification Number (TIN)	31-1210524	Fax Number (with area code) 513-671-3377	
DUN & Bradstreet Number (DUNs):	80-803-4284		
Congressional District of Project Sponsor's Business Address	OH01		
Congressional District(s) of Primary Service Area(s)	OH01		
City(ies) and County(ies) of Primary Service Area(s)	Cities: Cincinnati	Counties: Hamilton	
Total HOPWA contract amount for this Organization for the operating year	\$775,343		
Organization's Website Address	www.caracole.org		
Is the sponsor a nonprofit organization? <input checked="" type="checkbox"/> Yes <input type="checkbox"/> No Please check if yes and a faith-based organization. <input type="checkbox"/> Please check if yes and a grassroots organization. <input type="checkbox"/>		Does your organization maintain a waiting list? <input type="checkbox"/> Yes <input checked="" type="checkbox"/> No If yes, explain in the narrative section how this list is administered.	

Project Sponsor Agency Name Center for Respite Care		Parent Company Name, if applicable n/a	
Name and Title of Contact at Project Sponsor Agency	Laurel D. Nelson, CEO		
Email Address	ceo@centerforrespitecare.org		
Business Address	1615 Republic Street		
City, County, State, Zip,	Cincinnati, Hamilton County, OH 45202		
Phone Number (with area code)	513-621-1868		
Employer Identification Number (EIN) or Tax Identification Number (TIN)	20-2544994	Fax Number (with area code) 513-621-1872	
DUN & Bradstreet Number (DUNs):	82515055		

Congressional District of Project Sponsor's Business Address	Ohio District 1		
Congressional District(s) of Primary Service Area(s)	Ohio District 1		
City(ies) and County(ies) of Primary Service Area(s)	Cities: Cinicinnati	Counties: Hamilton	
Total HOPWA contract amount for this Organization for the operating year	\$25,000		
Organization's Website Address	www.centerforrespitecare.org		
Is the sponsor a nonprofit organization? <input checked="" type="checkbox"/> Yes <input type="checkbox"/> No <i>Please check if yes and a faith-based organization.</i> <input type="checkbox"/> <i>Please check if yes and a grassroots organization.</i> <input type="checkbox"/>		Does your organization maintain a waiting list? <input checked="" type="checkbox"/> Yes <input type="checkbox"/> No If yes, explain in the narrative section how this list is administered.	

Project Sponsor Agency Name Northern Kentucky Health Department		Parent Company Name, if applicable n/a	
Name and Title of Contact at Project Sponsor Agency	Stephanie Vogel, Division Director of Population Health Amanda Beck-Myers, Programs Manager Deborah Muench, Budget and Grants Manager		
Email Address	Stephanie.vogel@nkyhealth.org ; Amanda.beck-myers@nkyhealth.org ; Deborah.muench@nkyhealth.org		
Business Address	8001 Veterans Memorial Drive		
City, County, State, Zip,	Florence, Boone, Kentucky 41042		
Phone Number (with area code)	859.363.2087	859.363.2096	859.344.5460
Employer Identification Number (EIN) or Tax Identification Number (TIN)	61-1008505		Fax Number (with area code) 859.578.3689
DUN & Bradstreet Number (DUNs):	081070912		
Congressional District of Project Sponsor's Business Address	Kentucky District 4		
Congressional District(s) of Primary Service Area(s)	Kentucky District 4		
City(ies) and County(ies) of Primary Service Area(s)	Cities: Covington, Independence, Florence, Newport, Bellevue, Dayton, Walton, Dry Ridge, Warsaw, Falmouth	Counties: Boone, Bracken, Campbell, Gallatin, Grant, Kenton and Pendleton	
Total HOPWA contract amount for this Organization for the operating year	\$485,023		
Organization's Website Address	www.nkyhealth.org		
Is the sponsor a nonprofit organization? <input checked="" type="checkbox"/> Yes <input type="checkbox"/> No <i>Please check if yes and a faith-based organization.</i> <input type="checkbox"/> <i>Please check if yes and a grassroots organization.</i> <input type="checkbox"/>		Does your organization maintain a waiting list? <input checked="" type="checkbox"/> Yes <input type="checkbox"/> No If yes, explain in the narrative section how this list is administered.	

Project Sponsor Agency Name Shelterhouse Volunteer Group, Inc.		Parent Company Name, if applicable n/a	
Name and Title of Contact at Project Sponsor Agency	Arlene Nolan, Executive Director		
Email Address	anolan@shelterhousecincy.org		
Business Address	411 Gest St.		
City, County, State, Zip,	Cincinnati, Hamilton, Ohio 45202		
Phone Number (with area code)	(513) 721-0643		
Employer Identification Number (EIN) or Tax Identification Number (TIN)	31-0920479	Fax Number (with area code) (513) 455-5045	
DUN & Bradstreet Number (DUNs):	037493723		
Congressional District of Project Sponsor's Business Address	Ohio District 2		
Congressional District(s) of Primary Service Area(s)	Ohio Districts 1 & 2		
City(ies) <u>and</u> County(ies) of Primary Service Area(s)	Cities: Cincinnati	Counties: Hamilton	
Total HOPWA contract amount for this Organization for the operating year	\$130,000		
Organization's Website Address	www.shelterhousecincy.org		
Is the sponsor a nonprofit organization? <input checked="" type="checkbox"/> Yes <input type="checkbox"/> No <i>Please check if yes and a faith-based organization.</i> <input type="checkbox"/> <i>Please check if yes and a grassroots organization.</i> <input type="checkbox"/>		Does your organization maintain a waiting list? <input type="checkbox"/> Yes <input checked="" type="checkbox"/> No If yes, explain in the narrative section how this list is administered.	

5. Grantee Narrative and Performance Assessment

a. Grantee and Community Overview

Provide a one to three page narrative summarizing major achievements and highlights that were proposed and completed during the program year. Include a brief description of the grant organization, area of service, the name(s) of the program contact(s), and an overview of the range/type of housing activities provided. This overview may be used for public information, including posting on HUD's website. *Note: Text fields are expandable.*

In 2021, four project sponsor agencies received HOPWA funds through the City of Cincinnati:

Caracole, Inc.

Caracole, Inc. was founded in 1987 to provide housing and services for persons with HIV/AIDS and their household members. Since then, Caracole has grown and evolved in response to the changing needs of our clients. Over the years, Caracole has received various awards, and been recognized for sound management and excellent clinical services. In 2011, when another AIDS Service Organization (ASO) closed and funding was shifted, Caracole grew from working with approximately 250 clients in 2010 in Hamilton County, Ohio, to working with over 1500 clients across a wide service area in 2020. The organization provides medical case management to clients with HIV in 8 counties in southwestern Ohio (5 of those within HUD's Cincinnati EMSA). Caracole's staff, office space, programming needs, and caseloads all continue to grow.

Caracole provides medical case management for all clients, funded largely by Ryan White Part B funds, awarded through the Ohio Department of Health. Caracole has a range of housing programs: the agency began with transitional housing, which was a highly successful program model for the organization for many years. After finding that the group living model no longer met the needs of their most vulnerable clients, Caracole closed the transitional housing program in 2016 and moved to a site-based permanent supportive housing model where clients have their own independent units. The first phase of this program (funded with CoC PSH rental assistance funds) opened in March 2018 and Phase 2 (HOPWA PBRA) opened in June 2019.

In 2011, Caracole began to use HOPWA funds for Tenant Based Rental Assistance, Permanent Housing Placement, and STRMU. These homelessness prevention programs have helped them to meet client needs, and they continue to expand these programs annually. They also used some HOPWA funds for the supportive services that are essential to running their successful Continuum of Care funded PSH program. All clients with housing needs receive housing assessments. Case managers and housing staff collaborate closely to determine which program (or progression of programs) would best help the client be successful. Case managers and housing staff work together to help the client develop and adhere to Individual Service Plans.

In 2021, Caracole essentially met for all 4 of its HOPWA components PHP, TBRA, STRMU and Caracole House, only missing our STRMU goal by 2 households. As the organization experienced in 2020, COVID-related challenges resulted in more "repeat" users of STRMU funds, resulting in a higher per HH expenditure rate.

Center for Respite Care, Inc.

The Center for Respite Care's Medical Recovery Program provided 491 bed nights of medical care for a total of fourteen (11) HIV-positive client admissions, during this reporting period. Services provided to these clients included the necessary and appropriate education, medication monitoring, and treatment for their primary, admitting diagnoses, as well as any other medical problems/HIV-related complications they may have experienced during their stay. A waiting list for services is kept if all available beds are occupied. Referring agencies are contacted, based on a first come, first served basis when beds become available.

The Center routinely coordinated with community partners to identify and facilitate access to resources for its HIV-positive clientele. Examples of these efforts included, but were not limited to, consultations with Caracole, Inc., Cincinnati Health Network, and the Infectious Disease Center (IDC) at UC Medical Center. Clients received education regarding their medical condition and treatment options, assistance with self-advocacy and transportation needs, and support to assume an active role in monitoring their personal overall health and well-being. Medical and case management service delivery efforts maintained a shared focus on promoting positive outcomes intended to prevent homelessness.

HIV-positive clients at the Center for Respite Care were provided with semi-private rooms (1 roommate) to help decrease contagion and protect weakened immune systems. These individuals self-administered their medications, with staff

oversight, to ensure treatment compliance. Finally, clients received three, nutritionally balanced meals daily, including accommodations for restricted or otherwise alternative dietary needs.

The Center's operations continue to remain fully functioning during the COVID19 pandemic. Several factors impacted the overall occupancy and capacity during the calendar year. Specifically, as a licensed Residential Care Facility (Assisted Living), the Center was required to identify and maintain quarantine space with reduced capacity to 16. This directly (and continues to) impact the total number of bed days provided.

Northern Kentucky Health Department

The Northern Kentucky Health Department (NKY Health) provides a variety of services to the community including Ryan White Care Coordination services. Through the Kentucky Department for Public Health HIV/AIDS Care Coordination Program (KHCCP) NKY Health oversees the core and support services for people living with HIV. NKY Health provides services to the following counties: Boone, Campbell, Carroll, Gallatin, Grant, Kenton, Owen, and Pendleton. Additionally, Bracken county is eligible for HOPWA services. Carroll and Owen county are not eligible for HOPWA services through NKY Health but it is served through another agency within Kentucky. The HOPWA program contacts within NKY Health are Stephanie Vogel, Division Director of Population Health, Amanda Beck-Myers, Programs Manager, Carlos Lopez, Programs Supervisor, and Deborah Muench, Budget and Grants Manager. No other agency in the northern Kentucky area provides HIV case management. For grant year 2021, NKY Health requested and received the following funding: STRMU, PHP, and TBRA programs.

NKY Health has provided TBRA services since 2017. NKY Health continues to see a significant need for TBRA. Although final numbers for newly HIV diagnosis are not completed, injection drug use as a risk factor continues to be high in northern Kentucky. NKY Health has noticed a trend of those newly diagnosed with a risk factor of injection drug use to also have experienced homelessness or unstable housing. Approximately, 71% of the HOPWA clients are at or below the 0-30% of median income.

Clients served in 2021 have experienced multitude of barriers including but limited to homelessness, mental health conditions, no income, and lack of transportation, incarceration, evictions, unexpected expenses, and active addiction. COVID-19 remains to present barriers to clients with quarantine guidelines which results in loss of work hours.

In 2021, NKY Health provided TBRA services to 31 clients. Twenty-two clients are still active in the TBRA program. Currently there are 14 clients on the waiting list for TBRA. The wait list is managed as first come first serve.

NKY Health assisted 46 clients and their families through the STRMU program. Sixteen clients were served through the PHP program. Additionally, NKY Health assisted 26 clients with Ryan White's Emergency Financial Assistance (EFA) funds. Of the 26 clients served, 6 were placed in sober living.

Shelterhouse

As the only low barrier shelter in Hamilton County, Shelterhouse has joined other HIV/AIDS service providers in a community -wide "continuum of care" specifically for housing people living with HIV/AIDS. The Shelterhouse offers emergency shelter housing to all single adults experiencing homelessness in the greater Cincinnati area, including three meals daily/365 days a year, case management, on-site integrated primary and behavioral health care, including substance abuse treatment. Shelterhouse's application requested to provide an array of supportive services for 60 adults experiencing homelessness and living with HIV/AIDS. The HOPWA case manager assists clients in locating affordable housing options. The case manager advocates for placement in housing programs and provides transportation to apartment viewings and medical appointments. The case manager assists clients in establishing primary care health care and an income source. Clients are also connected to community resources for ongoing care and assistance. Lastly, in order to help ensure housing stability, the HOPWA case manager continues to work with the client in the community.

b. Annual Performance under the Action Plan

Provide a narrative addressing each of the following four items:

1. Outputs Reported. Describe significant accomplishments or challenges in achieving the number of housing units supported and the number households assisted with HOPWA funds during this operating year compared to plans for this assistance, as approved in the Consolidated Plan/Action Plan. Describe how HOPWA funds were distributed during your operating year among different categories of housing and geographic areas to address needs throughout the grant service area, consistent with approved plans.

Geographically, Caracole, Center for Respite Care, and Shelterhouse served households residing in Hamilton County, OH and NKHD served households residing in five Kentucky counties: Boone, Campbell, Gallatin, Grant, and Kenton.

Project sponsor agencies receiving HOPWA funds through the City of Cincinnati provided HOPWA housing subsidy assistance to 219 households in 2021, falling just slightly short of the goal of 242. Project sponsors exceeded their goals for STRMU (94 households actual vs goal of 90) and TBRA (80 households actual vs goal of 78) but fell short of their goal of providing PHP assistance to 50 households, serving only 42. Caracole's site-based program met its goal of providing housing to 24 households. Twenty-one households received more than one HOPWA housing subsidy, and the goal for total households receiving HOPWA housing subsidy did not account for duplication.

Project sponsors providing services without housing subsidy fell significantly short of goals in 2021, serving only 24 of their goal of 45, largely due to the COVID-19 pandemic, which increased the likelihood of individuals staying in unstable housing situations rather than entering Shelterhouse's congregate shelter, which is the entry point for their HOPWA services. The negative effect that COVID-19 has had on staff retention and recruitment also contributed to the decrease in clients served by Shelterhouse.

While it remains challenging for all four agencies to project the number of households in the HOPWA program, as needs shift year to year, they have improved processes and communication with one another to make these projects more predictable and successful.

A HOPWA Advisory Committee, comprised of key stakeholders in the community, including members from the local health department, medical providers, Planned Parenthood, HIV/AIDS drug programs, Ryan White service providers, care programs and homeless programs convenes regularly to share progress and provide oversight to the HOPWA funding allocation process. The Advisory Committee provides diverse perspectives on HIV/AIDS issues. During the annual allocation meeting, the Advisory Committee takes EMSA geographic needs, success in addressing viral loads, and past performance/spending by sub-recipients into account to inform funding recommendations to the City of Cincinnati.

2. Outcomes Assessed. Assess your program's success in enabling HOPWA beneficiaries to establish and/or better maintain a stable living environment in housing that is safe, decent, and sanitary, and improve access to care. Compare current year results to baseline results for clients. Describe how program activities/projects contributed to meeting stated goals. If program did not achieve expected targets, please describe how your program plans to address challenges in program implementation and the steps currently being taken to achieve goals in next operating year. If your program exceeded program targets, please describe strategies the program utilized and how those contributed to program successes.

Caracole's site-based permanent housing project was extremely successful in enabling HOPWA beneficiaries to establish and maintain stable housing that is decent, safe, and sanitary. Of the 24 beneficiaries who participated in this program in 2021, 18 remain in the program, 4 exited to stable/permanent housing, 1 exited due to a life event, and only 1 exited to unstable arrangements. Of all TBRA participants served, 89% either exited to stable/permanent housing or remained in the program, with 5% exiting to unstable arrangements, 3% exiting to temporarily stable arrangements with reduced risk of homelessness, and 4% exiting due to the beneficiary's death (these percentages do not add up to 100% due to rounding). Of those receiving STRMU, 80% had an outcome of "stable/permanent housing", while 13 persons are expected to need additional STRMU in 2022 to maintain their current housing arrangements.

Income attainment remains a challenge. The HOPWA population has changed drastically in recent years, largely as a result of the opioid epidemic, with more and more participants entering the program with no income, and with severe substance abuse issues that are substantial barriers to employment. In Caracole's site-based project, which specifically targets the highest barrier, hardest to serve, only 10 of 24 (42%) successfully accessed or maintained income in 2021, which is nonetheless a moderate improvement over 33% in 2021. Although income attainment in other programs was somewhat higher, and a slight improvement from last year (63% for all participants receiving HOPWA housing subsidy in 2021 vs 60% in 2020), achievement still fell short of goals. Only 62% of participants receiving HOPWA supportive services without a housing subsidy successfully accessed or maintained income. In addition to the challenges of participants entering with substance abuse issues and no income, these programs also are relatively

short in duration. As a result, sometimes participants in these shorter-term projects apply for SSI/SSDI benefits with project sponsor assistance, but do not receive their award notification until after the participant has exited the program. Center for Respite Care continues to work with discharged HOPWA participants and see them through to completion of any application for benefits that was initiated while in the HOPWA program, however these income outcomes that were achieved after the participant exited were not counted in reporting.

HOPWA project sponsors performed extremely well in terms of access to care and support in 2021. Of clients who received HOPWA housing subsidy assistance, 100% had contact with case manager/benefits counselor consistent with the schedule specified in client's individual service plan; 81% had contact with a primary health care provider consistent with the schedule specified in client's individual service plan; 84% accessed and maintained medical insurance/assistance; and 100% had a housing plan for maintaining or establishing stable, on-going housing. This access to care and support, coupled with HOPWA housing subsidies, translates to measurable improvements in beneficiaries' health. In 2021, the overall viral load suppression for clients receiving HOPWA services from NKHD was 88%. This number is encouraging as it has increased nearly 9% since 2020, when viral suppression among NKHD's HOPWA beneficiaries was 79.5%. This is also encouraging as medical providers have delayed in scheduling appointments due to COVID-19.

Of clients who received HOPWA supportive services without a HOPWA housing subsidy, 100% had contact with case manager/benefits counselor consistent with the schedule specified in client's individual service plan; 91% had contact with a primary health care provider consistent with the schedule specified in client's individual service plan; 100% accessed and maintained medical insurance/assistance; and 86% had a housing plan for maintaining or establishing stable, on-going housing. These outcomes are particularly successful given the relatively short period of time that beneficiaries participate in these programs.

Sponsor agencies continue to improve their management of HOPWA funds, regularly evaluating spending and outcomes and making adjustments to service delivery to utilize funds as efficiently as possible and maximize outcomes.

3. Coordination. Report on program coordination with other mainstream housing and supportive services resources, including the use of committed leveraging from other public and private sources that helped to address needs for eligible persons identified in the Consolidated Plan/Strategic Plan.

Representatives from all four projects sponsors are active members of the HOPWA Advisory Committee, which convenes regularly to share progress and provide oversight to the HOPWA funding allocation process. The Advisory Committee provides diverse perspectives on HIV/AIDS issues and is a collaborative of key stakeholders in the community, including members from ODSA, HIV/AIDS drug programs, Ryan White service providers, care programs and homeless programs. A sub-committee of the Advisory Committee initially met frequently to develop and document EMSA-wide HOPWA policies and procedures to ensure consistency in service provision across the EMSA. This subcommittee continues to meet to enhance the policy manual as needed.

Each HOPWA sponsor agency brings leveraged resources to the table, and conversely, HOPWA funding provides valuable leverage to obtain other resources. In total, the four Cincinnati/Hamilton County project sponsors were able to leverage HOPWA funds with over \$2.4 million in 2021.

Caracole and Shelterhouse are active participants in the Cincinnati/Hamilton County Continuum of Care (CoC) for the Homeless which allows for regular interaction with housing organizations in Cincinnati/Hamilton County. Staff regularly attend CoC workgroups and provide technical support for start-up programs or those having difficulty meeting outcome goals. Caracole participates in a bi-monthly Housing Case Managers meeting, open to all case managers in the Continuum whose goals include stable housing for their clients. This meeting is used to share best practices, community resources, HUD goals and regulations, and to offer peer support.

Project sponsors work with other community organizations such as Community Action Commission, Emergency Shelters, Greater Cincinnati Behavioral Health Services, Freestore Foodbank, Transitions, Brighton Center, NorthKey, People Working Cooperatively, AIDS Volunteers of Northern Kentucky (AVNK), Sober Living facilities, Brighton Center, Public Housing Authority (PHA) offices, Freestore Foodbank, Welcome House, St Vincent de Paul, Goodwill, the Kentucky Cabinet for Health and Family Services, and the VA, to provide coordinated and comprehensive assistance that addresses beneficiaries' needs.

4. Technical Assistance. Describe any program technical assistance needs and how they would benefit program beneficiaries.

The EMSA would like technical assistance on Housing First in HOPWA programming and landlord/tenant law, as this would assist project sponsors in serving the most vulnerable of the HOPWA-eligible population and keeping them stably housed.

Finally, the EMSA would like technical assistance on effective methods and/or tools for evaluating and assessing the HOPWA program in this EMSA, as this would help program development and resource allocation to better meet the needs of program beneficiaries.

c. Barriers and Trends Overview

Provide a narrative addressing items 1 through 3. Explain how barriers and trends affected your program’s ability to achieve the objectives and outcomes discussed in the previous section.

1. Describe any barriers (including regulatory and non-regulatory) encountered in the administration or implementation of the HOPWA program, how they affected your program’s ability to achieve the objectives and outcomes discussed, and, actions taken in response to barriers, and recommendations for program improvement. Provide an explanation for each barrier selected.

<input type="checkbox"/> HOPWA/HUD Regulations	<input type="checkbox"/> Planning	<input checked="" type="checkbox"/> Housing Availability	<input type="checkbox"/> Rent Determination and Fair Market Rents
<input type="checkbox"/> Discrimination/Confidentiality	<input type="checkbox"/> Multiple Diagnoses	<input type="checkbox"/> Eligibility	<input type="checkbox"/> Technical Assistance or Training
<input type="checkbox"/> Supportive Services	<input type="checkbox"/> Credit History	<input type="checkbox"/> Rental History	<input checked="" type="checkbox"/> Criminal Justice History
<input checked="" type="checkbox"/> Housing Affordability	<input checked="" type="checkbox"/> Geography/Rural Access	<input type="checkbox"/> Other, please explain further	

Housing availability and affordability remains a major barrier to participants in our EMSA achieving their housing objectives. Participants and project sponsors have a great deal of difficulty finding housing that is affordable and also decent, safe, and sanitary. Furthermore, there is limited access to other housing subsidies to assist participants with their housing expenses. While the eviction moratorium due to COVID-19 has allowed individuals to maintain housing, it has also limited the amount of affordable housing available, as units are not turning over. Project sponsors have also experienced landlords’ hesitance to work with clients with no income, history of poor tenancy, criminal history, and active addiction. Increasingly, landlords are requesting increased deposits and first month’s rent in order to house clients with these barriers, which forces project sponsors to weigh the benefits of securing housing for fewer participants with extreme barriers, versus serving more clients. Overall, the cost per participant is increasing.

Changes in the HOPWA-eligible participant population as a result of the opioid epidemic represent a significant barrier to achievement of output goals and outcomes. An increasing proportion of participants struggle with substance abuse issues, and many also have criminal justice histories, no income, poor or no credit, and eviction records. In a tight rental market, these factors present challenges to securing housing, and some of these factors impact their eligibility for other subsidized and non-subsidized housing options. Their struggles with addiction are also significant barriers to gaining and maintaining employment while in the program, and their behavior often puts them at risk of eviction. Increased focus on landlord engagement is planned to mitigate some of these challenges.

2. Describe any trends in the community that may affect the way in which the needs of persons living with HIV/AIDS are being addressed, and provide any other information important to the future provision of services to this population.

As is now well documented, COVID continues to have a drastic impact on the clients who are at the greatest need. In addition to job loss that struck throughout the economy, the ability of persons with HIV to remain as active members of the community is even more limited than it is for others during this crisis because of their already-compromised immune state. Many clients who were successfully maintaining employment and supporting themselves in general required additional assistance as a result of the COVID-19 outbreak and its societal and economic effects.

The opioid crisis continues to significantly affect the way in which the needs of persons living with HIV/AIDS are being addressed in this EMSA. In an initiative to end HIV transmission by the end of 2030, new funding to combat opioid and meth addiction is being allocated to the greater Cincinnati area, (including Northern Kentucky). While these funds aren’t specifically dedicated to housing assistance, they will help address many of the barriers that HOPWA beneficiaries face.

NKHD’s Linkage to Care program works closely with local jails (Boone, Campbell and Kenton) to ensure HIV positive inmates are connected to Ryan White. Once enrolled in Ryan White clients are transferred to medical case management.

NKHD has also begun identifying/connecting HIV positive individuals through the Syringe Exchange Programs. These programs are provided in Campbell, Grant and Kenton counties to locate individuals with high risk of HIV by offering testing and counseling, PrEP information, and/or connecting to case management.

As in previous years, Medicaid expansion efforts continue to contribute to an overall improvement in the access and availability of care and support for persons living with HIV/AIDS.

3. Identify any evaluations, studies, or other assessments of the HOPWA program that are available to the public.

Caracole, the Center for Respite Care, Shelterhouse, and NKHD all attend and participate, and provide data for all HOPWA-related activities as required by the Grantee (City of Cincinnati) and the Grantee's HOPWA Advisory Committee. The work of these entities culminates in a publicly-shared annual progress report produced by Strategies to End Homelessness and the City of Cincinnati. Additionally, the City of Cincinnati publishes performance data related to the HOPWA program on its website: <http://www.cincinnati-oh.gov/cityofcincinnati/>.

We welcome technical assistance on effective methods and/or tools for evaluating and assessing the HOPWA program in this EMSA.

End of PART 1

PART 2: Sources of Leveraging and Program Income

1. Sources of Leveraging

Report the source(s) of cash or in-kind leveraged federal, state, local or private resources identified in the Consolidated or Annual Plan and used in the delivery of the HOPWA program and the amount of leveraged dollars. In Column [1], identify the type of leveraging. Some common sources of leveraged funds have been provided as a reference point. You may add Rows as necessary to report all sources of leveraged funds. Include Resident Rent payments paid by clients directly to private landlords. Do NOT include rents paid directly to a HOPWA program as this will be reported in the next section. In Column [2] report the amount of leveraged funds expended during the operating year. Use Column [3] to provide some detail about the type of leveraged contribution (e.g., case management services or clothing donations). In Column [4], check the appropriate box to indicate whether the leveraged contribution was a housing subsidy assistance or another form of support.

Note: Be sure to report on the number of households supported with these leveraged funds in Part 3, Chart 1, Column d.

A. Source of Leveraging Chart

[1] Source of Leveraging	[2] Amount of Leveraged Funds	[3] Type of Contribution	[4] Housing Subsidy Assistance or Other Support
Public Funding			
Ryan White-Housing Assistance			<input type="checkbox"/> Housing Subsidy Assistance <input type="checkbox"/> Other Support
Ryan White-Other	\$509,117.09	Staff costs for housing case managers; Part B funding from KDPH for medical case management and other core and support services. (\$19,337.25 spent in housing subsidies)	<input checked="" type="checkbox"/> Housing Subsidy Assistance <input checked="" type="checkbox"/> Other Support
Ryan White-Other	\$196,499.09	Part C funding from Cincinnati Health Network for medical case management early intervention services program + onsite contracted mental health services.	<input type="checkbox"/> Housing Subsidy Assistance <input checked="" type="checkbox"/> Other Support
Housing Choice Voucher Program			<input type="checkbox"/> Housing Subsidy Assistance <input type="checkbox"/> Other Support
Low Income Housing Tax Credit			<input type="checkbox"/> Housing Subsidy Assistance <input type="checkbox"/> Other Support
HOME			<input type="checkbox"/> Housing Subsidy Assistance <input type="checkbox"/> Other Support
Continuum of Care	\$929,531.00	Housing & utility subsidies; staff related costs	<input checked="" type="checkbox"/> Housing Subsidy Assistance <input checked="" type="checkbox"/> Other Support
Emergency Solutions Grant			<input type="checkbox"/> Housing Subsidy Assistance <input type="checkbox"/> Other Support
Other Public:	\$621,552.67	Staff costs; supplies, services, etc; Med Rec Staff (Source of Leveraging: ODSA); KDPH state allocation for administrative and medical case management for core services, emergency financial assistance with housing, medical & non-ADAP Rx, and other support services. (\$10,050.67 spent in housing subsidies) (Source of Leveraging: KDPH Allocation)	<input checked="" type="checkbox"/> Housing Subsidy Assistance <input checked="" type="checkbox"/> Other Support
Other Public:	\$13,692.23	Physician Services (Source of Leveraging: Cincinnati Health Network);	<input checked="" type="checkbox"/> Housing Subsidy Assistance

		CARES Act Funding allocated by KDPH for use of client assistance with housing due to COVID (Source of Leveraging: CARES Act Funds from KDPH)	<input type="checkbox"/> Other Support
Other Public:	\$58,470.51	NKY Health unrestricted local tax revenue for administrative indirect program expenses for medical case management + onsite contracted mental health services. (Source of Leveraging: NKY Health Local Tax Revenue)	<input type="checkbox"/> Housing Subsidy Assistance <input checked="" type="checkbox"/> Other Support
Other Public:			<input type="checkbox"/> Housing Subsidy Assistance <input type="checkbox"/> Other Support
Other Public:			<input type="checkbox"/> Housing Subsidy Assistance <input type="checkbox"/> Other Support
Private Funding			
Grants			<input type="checkbox"/> Housing Subsidy Assistance <input type="checkbox"/> Other Support
In-kind Resources	\$2,242.70	Provision of cell phone and monthly service for administrative support; monthly service for 2 ipads; Day Programming/Medical/Toiletries/Clothing	<input type="checkbox"/> Housing Subsidy Assistance <input checked="" type="checkbox"/> Other Support
In-kind Resources	\$350.00	One-time client assistance with moving expenses (In-kind Resources: AVNK)	<input type="checkbox"/> Housing Subsidy Assistance <input checked="" type="checkbox"/> Other Support
Other Private: Corporate Donations	\$15,000.00	Med Rec Staff	<input type="checkbox"/> Housing Subsidy Assistance <input type="checkbox"/> Other Support
Other Private: Foundations	\$5,000.00	Med Rec Staff/Case Mgmt	<input type="checkbox"/> Housing Subsidy Assistance <input type="checkbox"/> Other Support
Other Funding			
Grantee/Project Sponsor (Agency) Cash	\$0		<input type="checkbox"/> Housing Subsidy Assistance <input type="checkbox"/> Other Support
Resident Rent Payments by Client to Private Landlord	\$79,221.00		
TOTAL (Sum of all Rows)	\$2,430,676.29		

2. Program Income and Resident Rent Payments

In Section 2, Chart A, report the total amount of program income and resident rent payments directly generated from the use of HOPWA funds, including repayments. Include resident rent payments collected or paid directly to the HOPWA program. Do NOT include payments made directly from a client household to a private landlord.

Note: Please see report directions section for definition of program income. (Additional information on program income is available in the HOPWA Grantee Oversight Resource Guide).

A. Total Amount Program Income and Resident Rent Payment Collected During the Operating Year

Program Income and Resident Rent Payments Collected		Total Amount of Program Income (for this operating year)
1.	Program income (e.g. repayments)	\$0
2.	Resident Rent Payments made directly to HOPWA Program	\$7,434.45
3.	Total Program Income and Resident Rent Payments (Sum of Rows 1 and 2)	\$7,434.45

B. Program Income and Resident Rent Payments Expended To Assist HOPWA Households

In Chart B, report on the total program income and resident rent payments (as reported above in Chart A) expended during the operating year. Use Row 1 to report Program Income and Resident Rent Payments expended on Housing Subsidy Assistance Programs (i.e., TBRA, STRMU, PHP, Master Leased Units, and Facility-Based Housing). Use Row 2 to report on the Program Income and Resident Rent Payment expended on Supportive Services and other non-direct Housing Costs.

Program Income and Resident Rent Payment Expended on HOPWA programs		Total Amount of Program Income Expended (for this operating year)
1.	Program Income and Resident Rent Payment Expended on Housing Subsidy Assistance costs	\$7,434.45
2.	Program Income and Resident Rent Payment Expended on Supportive Services and other non-direct housing costs	\$0
3.	Total Program Income Expended (Sum of Rows 1 and 2)	\$7,434.45

End of PART 2

PART 3: Accomplishment Data Planned Goal and Actual Outputs

In Chart 1, enter performance information (goals and actual outputs) for all activities undertaken during the operating year supported with HOPWA funds. Performance is measured by the number of households and units of housing that were supported with HOPWA or other federal, state, local, or private funds for the purposes of providing housing assistance and support to persons living with HIV/AIDS and their families.

1. HOPWA Performance Planned Goal and Actual Outputs

	HOPWA Performance Planned Goal and Actual	[1] Output: Households				[2] Output: Funding	
		HOPWA Assistance		Leveraged Households		HOPWA Funds	
		a.	b.	c.	d.	e.	f.
		Goal	Actual	Goal	Actual	HOPWA Budget	HOPWA Actual
	HOPWA Housing Subsidy Assistance	[1] Output: Households				[2] Output: Funding	
1.	Tenant-Based Rental Assistance	78	80	105	102	\$622,180.00	\$600,226.06
2a.	Permanent Housing Facilities: Received Operating Subsidies/Leased units (Households Served)	24	24	24	24	\$222,051.00	\$222,051.00
2b.	Transitional/Short-term Facilities: Received Operating Subsidies/Leased units (Households Served)	0	0	9	6	\$0	\$0
3a.	Permanent Housing Facilities: Capital Development Projects placed in service during the operating year (Households Served)	0	0	0	0	\$0	\$0
3b.	Transitional/Short-term Facilities: Capital Development Projects placed in service during the operating year (Households Served)	0	0	0	0	\$0	\$0
4.	Short-Term Rent, Mortgage and Utility Assistance	90	94	18	6	\$327,884.97	\$307,271.70
5.	Permanent Housing Placement Services	50	42	5	9	\$60,152.00	\$54,842.28
6.	Adjustments for duplication (subtract)	0	-21	0	-2		
7.	Total HOPWA Housing Subsidy Assistance (Columns a – d equal the sum of Rows 1-5 minus Row 6; Columns e and f equal the sum of Rows 1-5)	242	219	161	145	\$1,232,267.97	\$1,184,391.04
	Housing Development (Construction and Stewardship of facility based housing)	[1] Output: Housing Units				[2] Output: Funding	
8.	Facility-based units; Capital Development Projects not yet opened (Housing Units)						
9.	Stewardship Units subject to 3- or 10- year use agreements						
10.	Total Housing Developed (Sum of Rows 8 & 9)						
	Supportive Services	[1] Output: Households				[2] Output: Funding	
11a.	Supportive Services provided by project sponsors that also delivered <u>HOPWA</u> housing subsidy assistance	0	0			\$0	\$0
11b.	Supportive Services provided by project sponsors that only provided supportive services.	45	24			\$145,900.00	\$108,736.61
12.	Adjustment for duplication (subtract)	0	0				
13.	Total Supportive Services (Columns a – d equals the sum of Rows 11 a & b minus Row 12; Columns e and f equal the sum of Rows 11a & 11b)	45	24			\$145,900.00	\$108,736.61
	Housing Information Services	[1] Output: Households				[2] Output: Funding	
14.	Housing Information Services	0	0			0	
15.	Total Housing Information Services	0	0			0	0

Grant Administration and Other Activities		[1] Output: Households				[2] Output: Funding	
16.	Resource Identification to establish, coordinate and develop housing assistance resources					\$0	\$0
17.	Technical Assistance (if approved in grant agreement)					\$0	\$0
18.	Grantee Administration (maximum 3% of total HOPWA grant)					\$27,034.00	\$27,033.84
19.	Project Sponsor Administration (maximum 7% of portion of HOPWA grant awarded)					\$72,136.00	\$56,388.97
20.	Total Grant Administration and Other Activities (Sum of Rows 16 – 19)					\$99,170.00	\$83,422.81
Total Expended						[2] Outputs: HOPWA Funds Expended	
						Budget	Actual
21.	Total Expenditures for operating year (Sum of Rows 7, 10, 13, 15, and 20)					\$1,477,337.97	\$1,376,550.46

2. Listing of Supportive Services

Report on the households served and use of HOPWA funds for all supportive services. Do NOT report on supportive services leveraged with non-HOPWA funds.

Data check: Total unduplicated households and expenditures reported in Row 17 equal totals reported in Part 3, Chart 1, Row 13.

Supportive Services		[1] Output: Number of <u>Households</u>	[2] Output: Amount of HOPWA Funds Expended
1.	Adult day care and personal assistance	0	\$0
2.	Alcohol and drug abuse services	0	\$0
3.	Case management	24	\$85,533.02
4.	Child care and other child services	0	\$0
5.	Education	0	\$0
6.	Employment assistance and training	0	\$0
7.	Health/medical/intensive care services, if approved Note: Client records must conform with 24 CFR §574.310	8	\$23,203.59
8.	Legal services	0	\$0
9.	Life skills management (outside of case management)	0	\$0
10.	Meals/nutritional services	0	\$0
11.	Mental health services	0	\$0
12.	Outreach	0	\$0
13.	Transportation	0	\$0
14.	Other Activity (if approved in grant agreement). Specify:	0	0
15.	Sub-Total Households receiving Supportive Services (Sum of Rows 1-14)	32	
16.	Adjustment for Duplication (subtract)	-8	
17.	TOTAL Unduplicated Households receiving Supportive Services (Column [1] equals Row 15 minus Row 16; Column [2] equals sum of Rows 1-14)	24	\$108,736.61

3. Short-Term Rent, Mortgage and Utility Assistance (STRMU) Summary

In Row a, enter the total number of households served and the amount of HOPWA funds expended on Short-Term Rent, Mortgage and Utility (STRMU) Assistance. In Row b, enter the total number of STRMU-assisted households that received assistance with mortgage costs only (no utility costs) and the amount expended assisting these households. In Row c, enter the total number of STRMU-assisted households that received assistance with both mortgage and utility costs and the amount expended assisting these households. In Row d, enter the total number of STRMU-assisted households that received assistance with rental costs only (no utility costs) and the amount expended assisting these households. In Row e, enter the total number of STRMU-assisted households that received assistance with both rental and utility costs and the amount expended assisting these households. In Row f, enter the total number of STRMU-assisted households that received assistance with utility costs only (not including rent or mortgage costs) and the amount expended assisting these households. In row g, report the amount of STRMU funds expended to support direct program costs such as program operation staff.

Data Check: The total households reported as served with STRMU in Row a, column [1] and the total amount of HOPWA funds reported as expended in Row a, column [2] equals the household and expenditure total reported for STRMU in Part 3, Chart 1, Row 4, Columns b and f, respectively.

Data Check: The total number of households reported in Column [1], Rows b, c, d, e, and f equal the total number of STRMU households reported in Column [1], Row a. The total amount reported as expended in Column [2], Rows b, c, d, e, f, and g, equal the total amount of STRMU expenditures reported in Column [2], Row a.

Housing Subsidy Assistance Categories (STRMU)		[1] Output: Number of <u>Households</u> Served	[2] Output: Total HOPWA Funds Expended on STRMU during Operating Year
a.	Total Short-term mortgage, rent and/or utility (STRMU) assistance	94	\$307,271.70
b.	Of the total STRMU reported on Row a, total who received assistance with mortgage costs ONLY.	8	\$20,119.17
c.	Of the total STRMU reported on Row a, total who received assistance with mortgage and utility costs.	4	\$9,311.94
d.	Of the total STRMU reported on Row a, total who received assistance with rental costs ONLY.	59	\$119,584.91
e.	Of the total STRMU reported on Row a, total who received assistance with rental and utility costs.	17	\$60,887.77
f.	Of the total STRMU reported on Row a, total who received assistance with utility costs ONLY.	6	\$3,442.32
g.	Direct program delivery costs (e.g., program operations staff time)		\$93,925.59

End of PART 3

Part 4: Summary of Performance Outcomes

In Column [1], report the total number of eligible households that received HOPWA housing subsidy assistance, by type. In Column [2], enter the number of households that continued to access each type of housing subsidy assistance into next operating year. In Column [3], report the housing status of all households that exited the program.

Data Check: The sum of Columns [2] (Number of Households Continuing) and [3] (Exited Households) equals the total reported in Column[1].

Note: Refer to the housing stability codes that appear in Part 5: Worksheet - Determining Housing Stability Outcomes.

Section 1. Housing Stability: Assessment of Client Outcomes on Maintaining Housing Stability (Permanent Housing and Related Facilities)

A. Permanent Housing Subsidy Assistance

	[1] Output: Total Number of Households Served	[2] Assessment: Number of Households that Continued Receiving HOPWA Housing Subsidy Assistance into the Next Operating Year	[3] Assessment: Number of Households that exited this HOPWA Program; their Housing Status after Exiting		[4] HOPWA Client Outcomes
Tenant-Based Rental Assistance	80	62	1 Emergency Shelter/Streets	0	Unstable Arrangements
			2 Temporary Housing	2	Temporarily Stable, with Reduced Risk of Homelessness
			3 Private Housing	6	Stable/Permanent Housing (PH)
			4 Other HOPWA	2	
			5 Other Subsidy	1	
			6 Institution	0	
			7 Jail/Prison	3	Unstable Arrangements
			8 Disconnected/Unknown	1	
			9 Death	3	Life Event
Permanent Supportive Housing Facilities/ Units	24	18	1 Emergency Shelter/Streets	0	Unstable Arrangements
			2 Temporary Housing	0	Temporarily Stable, with Reduced Risk of Homelessness
			3 Private Housing	0	Stable/Permanent Housing (PH)
			4 Other HOPWA	1	
			5 Other Subsidy	3	
			6 Institution	0	
			7 Jail/Prison	0	Unstable Arrangements
			8 Disconnected/Unknown	1	
			9 Death	1	Life Event

B. Transitional Housing Assistance

	[1] Output: Total Number of Households Served	[2] Assessment: Number of Households that Continued Receiving HOPWA Housing Subsidy Assistance into the Next Operating Year	[3] Assessment: Number of Households that exited this HOPWA Program; their Housing Status after Exiting		[4] HOPWA Client Outcomes
Transitional/ Short-Term Housing Facilities/ Units	0	0	1 Emergency Shelter/Streets	0	Unstable Arrangements
			2 Temporary Housing	0	Temporarily Stable with Reduced Risk of Homelessness
			3 Private Housing	0	Stable/Permanent Housing (PH)
			4 Other HOPWA	0	
			5 Other Subsidy	0	
			6 Institution	0	
			7 Jail/Prison	0	Unstable Arrangements
			8 Disconnected/unknown	0	

			9 Death	0	Life Event
B1: Total number of households receiving transitional/short-term housing assistance whose tenure exceeded 24 months			0		

Section 2. Prevention of Homelessness: Assessment of Client Outcomes on Reduced Risks of Homelessness (Short-Term Housing Subsidy Assistance)

Report the total number of households that received STRMU assistance in Column [1].

In Column [2], identify the outcomes of the households reported in Column [1] either at the time that they were known to have left the STRMU program or through the project sponsor's best assessment for stability at the end of the operating year.

Information in Column [3] provides a description of housing outcomes; therefore, data is not required.

At the bottom of the chart:

- In Row 1a, report those households that received STRMU assistance during the operating year of this report, and the prior operating year.
- In Row 1b, report those households that received STRMU assistance during the operating year of this report, and the two prior operating years.

Data Check: The total households reported as served with STRMU in Column [1] equals the total reported in Part 3, Chart 1, Row 4, Column b.

Data Check: The sum of Column [2] should equal the number of households reported in Column [1].

Assessment of Households that Received STRMU Assistance

[1] Output: Total number of households	[2] Assessment of Housing Status		[3] HOPWA Client Outcomes
94	Maintain Private Housing without subsidy (e.g. Assistance provided/completed and client is stable, not likely to seek additional support)	68	Stable/Permanent Housing (PH)
	Other Private Housing without subsidy (e.g. client switched housing units and is now stable, not likely to seek additional support)	0	
	Other HOPWA Housing Subsidy Assistance	7	
	Other Housing Subsidy (PH)	0	
	Institution (e.g. residential and long-term care)	0	
	Likely that additional STRMU is needed to maintain current housing arrangements	13	Temporarily Stable, with Reduced Risk of Homelessness
	Transitional Facilities/Short-term (e.g. temporary or transitional arrangement)	0	
	Temporary/Non-Permanent Housing arrangement (e.g. gave up lease, and moved in with family or friends but expects to live there less than 90 days)	0	
	Emergency Shelter/street	0	Unstable Arrangements
	Jail/Prison	1	
	Disconnected	4	
	Death	1	Life Event
1a. Total number of those households that received STRMU Assistance in the operating year of this report that also received STRMU assistance in the prior operating year (e.g. households that received STRMU assistance in two consecutive operating years).			23
1b. Total number of those households that received STRMU Assistance in the operating year of this report that also received STRMU assistance in the two prior operating years (e.g. households that received STRMU assistance in three consecutive operating years).			14

Section 3. HOPWA Outcomes on Access to Care and Support

1a. Total Number of Households

Line [1]: For project sponsors that provided HOPWA housing subsidy assistance during the operating year identify in the appropriate row the number of households that received HOPWA housing subsidy assistance (TBRA, STRMU, Facility-Based, PHP and Master Leasing) and HOPWA funded case management services. Use Row c to adjust for duplication among the service categories and Row d to provide an unduplicated household total.

Line [2]: For project sponsors that did NOT provide HOPWA housing subsidy assistance identify in the appropriate row the number of households that received HOPWA funded case management services.

Note: These numbers will help you to determine which clients to report Access to Care and Support Outcomes for and will be used by HUD as a basis for analyzing the percentage of households who demonstrated or maintained connections to care and support as identified in Chart 1b below.

Total Number of Households	
1. For Project Sponsors that provided HOPWA Housing Subsidy Assistance: Identify the total number of households that received the following HOPWA-funded services:	
a. Housing Subsidy Assistance (duplicated)-TBRA, STRMU, PHP, Facility-Based Housing, and Master Leasing	240
b. Case Management	0
c. Adjustment for duplication (subtraction)	-21
d. Total Households Served by Project Sponsors with Housing Subsidy Assistance (Sum of Rows a and b minus Row c)	219
2. For Project Sponsors did NOT provide HOPWA Housing Subsidy Assistance: Identify the total number of households that received the following HOPWA-funded service:	
a. HOPWA Case Management	24
b. Total Households Served by Project Sponsors without Housing Subsidy Assistance	24

1b. Status of Households Accessing Care and Support

Column [1]: Of the households identified as receiving services from project sponsors that provided HOPWA housing subsidy assistance as identified in Chart 1a, Row 1d above, report the number of households that demonstrated access or maintained connections to care and support within the operating year.

Column [2]: Of the households identified as receiving services from project sponsors that did NOT provide HOPWA housing subsidy assistance as reported in Chart 1a, Row 2b, report the number of households that demonstrated improved access or maintained connections to care and support within the operating year.

Note: For information on types and sources of income and medical insurance/assistance, refer to Charts below.

Categories of Services Accessed	[1] For project sponsors that provided HOPWA housing subsidy assistance, identify the households who demonstrated the following:	[2] For project sponsors that did NOT provide HOPWA housing subsidy assistance, identify the households who demonstrated the following:	Outcome Indicator
1. Has a housing plan for maintaining or establishing stable on-going housing	219	20	Support for Stable Housing
2. Had contact with case manager/benefits counselor consistent with the schedule specified in client's individual service plan (may include leveraged services such as Ryan White Medical Case Management)	219	23	Access to Support
3. Had contact with a primary health care provider consistent with the schedule specified in client's individual service plan	177	21	Access to Health Care
4. Accessed and maintained medical insurance/assistance	185	23	Access to Health Care
5. Successfully accessed or maintained qualification for sources of income	138	15	Sources of Income

Chart 1b, Line 4: Sources of Medical Insurance and Assistance include, but are not limited to the following (Reference only)

- | | | |
|---------------------------------------------------------------------------------------------------------------------------------------------------------------------------------------|--------------------------------------------------------------------------------------------------------------------------------------------------------------------------------------------------------------------------|--------------------------------------------------------------------------------------------------|
| <ul style="list-style-type: none">• MEDICAID Health Insurance Program, or use local program name• MEDICARE Health Insurance Program, or use local program name | <ul style="list-style-type: none">• Veterans Affairs Medical Services• AIDS Drug Assistance Program (ADAP)• State Children's Health Insurance Program (SCHIP), or use local program name | <ul style="list-style-type: none">• Ryan White-funded Medical or Dental Assistance |
|---------------------------------------------------------------------------------------------------------------------------------------------------------------------------------------|--------------------------------------------------------------------------------------------------------------------------------------------------------------------------------------------------------------------------|--------------------------------------------------------------------------------------------------|

Chart 1b, Row 5: Sources of Income include, but are not limited to the following (Reference only)

- | | | |
|-------------------------------------------------------------------------------------------------------------------------------------------------------------------------------------------------------------------|----------------------------------------------------------------------------------------------------------------------------------------------------------------------------------------------------------------------------------------------------------------------------------------------|------------------------------------------------------------------------------------------------------------------------------------------------------------------------------------------------------------------------------------------|
| <ul style="list-style-type: none"> • Earned Income • Veteran's Pension • Unemployment Insurance • Pension from Former Job • Supplemental Security Income (SSI) | <ul style="list-style-type: none"> • Child Support • Social Security Disability Income (SSDI) • Alimony or other Spousal Support • Veteran's Disability Payment • Retirement Income from Social Security • Worker's Compensation | <ul style="list-style-type: none"> • General Assistance (GA), or use local program name • Private Disability Insurance • Temporary Assistance for Needy Families (TANF) • Other Income Sources |
|-------------------------------------------------------------------------------------------------------------------------------------------------------------------------------------------------------------------|----------------------------------------------------------------------------------------------------------------------------------------------------------------------------------------------------------------------------------------------------------------------------------------------|------------------------------------------------------------------------------------------------------------------------------------------------------------------------------------------------------------------------------------------|

1c. Households that Obtained Employment

Column [1]: Of the households identified as receiving services from project sponsors that provided HOPWA housing subsidy assistance as identified in Chart 1a, Row 1d above, report on the number of households that include persons who obtained an income-producing job during the operating year that resulted from HOPWA-funded Job training, employment assistance, education or related case management/counseling services.

Column [2]: Of the households identified as receiving services from project sponsors that did NOT provide HOPWA housing subsidy assistance as reported in Chart 1a, Row 2b, report on the number of households that include persons who obtained an income-producing job during the operating year that resulted from HOPWA-funded Job training, employment assistance, education or case management/counseling services.

Note: This includes jobs created by this project sponsor or obtained outside this agency.

Note: Do not include jobs that resulted from leveraged job training, employment assistance, education or case management/counseling services.

Categories of Services Accessed	[1 For project sponsors that provided HOPWA housing subsidy assistance, identify the households who demonstrated the following:	[2] For project sponsors that did NOT provide HOPWA housing subsidy assistance, identify the households who demonstrated the following:
Total number of households that obtained an income-producing job	5	1

End of PART 4

PART 5: Worksheet - Determining Housing Stability Outcomes (optional)

1. This chart is designed to assess program results based on the information reported in Part 4 and to help Grantees determine overall program performance. Completion of this worksheet is optional.

Permanent Housing Subsidy Assistance	Stable Housing (# of households remaining in program plus 3+4+5+6)	Temporary Housing (2)	Unstable Arrangements (1+7+8)	Life Event (9)
Tenant-Based Rental Assistance (TBRA)				
Permanent Facility-based Housing Assistance/Units				
Transitional/Short-Term Facility-based Housing Assistance/Units				
Total Permanent HOPWA Housing Subsidy Assistance				
Reduced Risk of Homelessness: Short-Term Assistance	Stable/Permanent Housing	Temporarily Stable, with Reduced Risk of Homelessness	Unstable Arrangements	Life Events
Short-Term Rent, Mortgage, and Utility Assistance (STRMU)				
Total HOPWA Housing Subsidy Assistance				

Background on HOPWA Housing Stability Codes

Stable Permanent Housing/Ongoing Participation

3 = Private Housing in the private rental or home ownership market (without known subsidy, including permanent placement with families or other self-sufficient arrangements) with reasonable expectation that additional support is not needed.

4 = Other HOPWA-funded housing subsidy assistance (not STRMU), e.g. TBRA or Facility-Based Assistance.

5 = Other subsidized house or apartment (non-HOPWA sources, e.g., Section 8, HOME, public housing).

6 = Institutional setting with greater support and continued residence expected (e.g., residential or long-term care facility).

Temporary Housing

2 = Temporary housing - moved in with family/friends or other short-term arrangement, such as Ryan White subsidy, transitional housing for homeless, or temporary placement in institution (e.g., hospital, psychiatric hospital or other psychiatric facility, substance abuse treatment facility or detox center).

Unstable Arrangements

1 = Emergency shelter or no housing destination such as places not meant for habitation (e.g., a vehicle, an abandoned building, bus/train/subway station, or anywhere outside).

7 = Jail /prison.

8 = Disconnected or disappeared from project support, unknown destination or no assessments of housing needs were undertaken.

Life Event

9 = Death, i.e., remained in housing until death. This characteristic is not factored into the housing stability equation.

Tenant-based Rental Assistance: Stable Housing is the sum of the number of households that (i) remain in the housing and (ii) those that left the assistance as reported under: 3, 4, 5, and 6. Temporary Housing is the number of households that accessed assistance, and left their current housing for a non-permanent housing arrangement, as reported under item: 2. Unstable Situations is the sum of numbers reported under items: 1, 7, and 8.

Permanent Facility-Based Housing Assistance: Stable Housing is the sum of the number of households that (i) remain in the housing and (ii) those that left the assistance as shown as items: 3, 4, 5, and 6. Temporary Housing is the number of households that accessed assistance, and left their current housing for a non-permanent housing arrangement, as reported under item 2. Unstable Situations is the sum of numbers reported under items: 1, 7, and 8.

Transitional/Short-Term Facility-Based Housing Assistance: Stable Housing is the sum of the number of households that (i) continue in the residences (ii) those that left the assistance as shown as items: 3, 4, 5, and 6. Other Temporary Housing is the number of households that accessed assistance, and left their current housing for a non-permanent housing arrangement, as reported under item 2. Unstable Situations is the sum of numbers reported under items: 1, 7, and 8.

Tenure Assessment. A baseline of households in transitional/short-term facilities for assessment purposes, indicate the number of households whose tenure exceeded 24 months.

STRMU Assistance: Stable Housing is the sum of the number of households that accessed assistance for some portion of the permitted 21-week period and there is reasonable expectation that additional support is not needed in order to maintain permanent housing living situation (as this is a time-limited form of housing support) as reported under housing status: Maintain Private Housing with subsidy; Other Private with Subsidy; Other HOPWA support; Other Housing Subsidy; and Institution. Temporarily Stable, with Reduced Risk of Homelessness is the sum of the number of households that accessed assistance for some portion of the permitted 21-week period or left their current housing arrangement for a transitional facility or other temporary/non-permanent housing arrangement and there is reasonable expectation additional support will be needed to maintain housing arrangements in the next year, as reported under housing status: Likely to maintain current housing arrangements, with additional STRMU assistance; Transitional Facilities/Short-term; and Temporary/Non-Permanent Housing arrangements. Unstable Situation is the sum of number of households reported under housing status: Emergency Shelter; Jail/Prison; and Disconnected.

End of PART 5

PART 6: Annual Report of Continued Usage for HOPWA Facility-Based Stewardship Units (ONLY)

The Annual Report of Continued Usage for HOPWA Facility-Based Stewardship Units is to be used in place of Part 7B of the CAPER if the facility was originally acquired, rehabilitated or constructed/developed in part with HOPWA funds but no HOPWA funds were expended during the operating year. Scattered site units may be grouped together on one page.

Grantees that used HOPWA funding for new construction, acquisition, or substantial rehabilitation are required to operate their facilities for HOPWA eligible individuals for at least ten (10) years. If non-substantial rehabilitation funds were used, they are required to operate for at least three (3) years. Stewardship begins once the facility is put into operation.

Note: See definition of Stewardship Units.

1. General information

HUD Grant Number(s)	Operating Year for this report <i>From (mm/dd/yy) To (mm/dd/yy)</i> <input type="checkbox"/> Final Yr <input type="checkbox"/> Yr 1; <input type="checkbox"/> Yr 2; <input type="checkbox"/> Yr 3; <input type="checkbox"/> Yr 4; <input type="checkbox"/> Yr 5; <input type="checkbox"/> Yr 6; <input type="checkbox"/> Yr 7; <input type="checkbox"/> Yr 8; <input type="checkbox"/> Yr 9; <input type="checkbox"/> Yr 10
Grantee Name	Date Facility Began Operations (mm/dd/yy)

2. Number of Units and Non-HOPWA Expenditures

Facility Name:	Number of Stewardship Units Developed with HOPWA funds	Amount of Non-HOPWA Funds Expended in Support of the Stewardship Units during the Operating Year
Total Stewardship Units (subject to 3- or 10- year use periods)		

3. Details of Project Site

Project Sites: Name of HOPWA-funded project	
Site Information: Project Zip Code(s)	
Site Information: Congressional District(s)	
Is the address of the project site confidential?	<input type="checkbox"/> Yes, protect information; do not list <input type="checkbox"/> Not confidential; information can be made available to the public
If the site is not confidential: Please provide the contact information, phone, email address/location, if business address is different from facility address	

End of PART 6

Part 7: Summary Overview of Grant Activities**A. Information on Individuals, Beneficiaries, and Households Receiving HOPWA Housing Subsidy Assistance (TBRA, STRMU, Facility-Based Units, Permanent Housing Placement and Master Leased Units ONLY)**

Note: Reporting for this section should include ONLY those individuals, beneficiaries, or households that received and/or resided in a household that received HOPWA Housing Subsidy Assistance as reported in Part 3, Chart 1, Row 7, Column b. (e.g., do not include households that received HOPWA supportive services ONLY).

Section 1. HOPWA-Eligible Individuals Who Received HOPWA Housing Subsidy Assistance**a. Total HOPWA Eligible Individuals Living with HIV/AIDS**

In Chart a., provide the total number of eligible (and unduplicated) low-income individuals living with HIV/AIDS who qualified their household to receive HOPWA housing subsidy assistance during the operating year. This total should include only the individual who qualified the household for HOPWA assistance, NOT all HIV positive individuals in the household.

Individuals Served with Housing Subsidy Assistance	Total
Number of individuals with HIV/AIDS who qualified their household to receive HOPWA housing subsidy assistance.	219

Chart b. Prior Living Situation

In Chart b, report the prior living situations for all Eligible Individuals reported in Chart a. In Row 1, report the total number of individuals who continued to receive HOPWA housing subsidy assistance from the prior operating year into this operating year. In Rows 2 through 17, indicate the prior living arrangements for all new HOPWA housing subsidy assistance recipients during the operating year.

Data Check: The total number of eligible individuals served in Row 18 equals the total number of individuals served through housing subsidy assistance reported in Chart a above.

Category		Total HOPWA Eligible Individuals Receiving Housing Subsidy Assistance
1.	<u>Continuing</u> to receive HOPWA support from the prior operating year	90
New Individuals who received HOPWA Housing Subsidy Assistance support during Operating Year		
2.	Place not meant for human habitation (such as a vehicle, abandoned building, bus/train/subway station/airport, or outside)	4
3.	Emergency shelter (including hotel, motel, or campground paid for with emergency shelter voucher)	5
4.	Transitional housing for homeless persons	3
5.	Total number of new Eligible Individuals who received HOPWA Housing Subsidy Assistance with a Prior Living Situation that meets HUD definition of homelessness (Sum of Rows 2 – 4)	12
6.	Permanent housing for formerly homeless persons (such as Shelter Plus Care, SHP, or SRO Mod Rehab)	26
7.	Psychiatric hospital or other psychiatric facility	0
8.	Substance abuse treatment facility or detox center	3
9.	Hospital (non-psychiatric facility)	1
10.	Foster care home or foster care group home	0
11.	Jail, prison or juvenile detention facility	1
12.	Rented room, apartment, or house	44
13.	House you own	15
14.	Staying or living in someone else's (family and friends) room, apartment, or house	14
15.	Hotel or motel paid for without emergency shelter voucher	3
16.	Other	0
17.	Don't Know or Refused	10
18.	TOTAL Number of HOPWA Eligible Individuals (sum of Rows 1 and 5-17)	219

c. Homeless Individual Summary

In Chart c, indicate the number of eligible individuals reported in Chart b, Row 5 as homeless who also are homeless Veterans and/or meet the definition for Chronically Homeless (See Definition section of CAPER). The totals in Chart c do not need to equal the total in Chart b, Row 5.

Category	Number of Homeless Veteran(s)	Number of Chronically Homeless
HOPWA eligible individuals served with HOPWA Housing Subsidy Assistance	0	7

Section 2. Beneficiaries

In Chart a, report the total number of HOPWA eligible individuals living with HIV/AIDS who received HOPWA housing subsidy assistance (*as reported in Part 7A, Section 1, Chart a*), and all associated members of their household who benefitted from receiving HOPWA housing subsidy assistance (resided with HOPWA eligible individuals).

Note: See definition of HOPWA Eligible Individual

Note: See definition of Transgender.

Note: See definition of Beneficiaries.

Data Check: The sum of each of the Charts b & c on the following two pages equals the total number of beneficiaries served with HOPWA housing subsidy assistance as determined in Chart a, Row 4 below.

a. Total Number of Beneficiaries Served with HOPWA Housing Subsidy Assistance

Individuals and Families Served with HOPWA Housing Subsidy Assistance	Total Number
1. Number of individuals with HIV/AIDS who qualified the household to receive HOPWA housing subsidy assistance (equals the number of HOPWA Eligible Individuals reported in Part 7A, Section 1, Chart a)	219
2. Number of ALL other persons diagnosed as HIV positive who reside with the HOPWA eligible individuals identified in Row 1 and who benefitted from the HOPWA housing subsidy assistance	4
3. Number of ALL other persons NOT diagnosed as HIV positive who reside with the HOPWA eligible individual identified in Row 1 and who benefitted from the HOPWA housing subsidy	77
4. TOTAL number of ALL <u>beneficiaries</u> served with Housing Subsidy Assistance (Sum of Rows 1, 2, & 3)	300

b. Age and Gender

In Chart b, indicate the Age and Gender of all beneficiaries as reported in Chart a directly above. Report the Age and Gender of all HOPWA Eligible Individuals (those reported in Chart a, Row 1) using Rows 1-5 below and the Age and Gender of all other beneficiaries (those reported in Chart a, Rows 2 and 3) using Rows 6-10 below. The number of individuals reported in Row 11, Column E, equals the total number of beneficiaries reported in Part 7, Section 2, Chart a, Row 4.

HOPWA Eligible Individuals (Chart a, Row 1)						
		A.	B.	C.	D.	E.
		Male	Female	Transgender M to F	Transgender F to M	TOTAL (Sum of Columns A-D)
1.	Under 18	0	0	0	0	0
2.	18 to 30 years	12	19	4	0	35
3.	31 to 50 years	80	27	11	0	108
4.	51 years and Older	61	15	0	0	76
5.	Subtotal (Sum of Rows 1-4)	153	61	5	0	219
All Other Beneficiaries (Chart a, Rows 2 and 3)						
		A.	B.	C.	D.	E.
		Male	Female	Transgender M to F	Transgender F to M	TOTAL (Sum of Columns A-D)
6.	Under 18	31	17	0	0	48
7.	18 to 30 years	4	7	0	0	11
8.	31 to 50 years	10	6	0	0	16
9.	51 years and Older	3	3	0	0	6
10.	Subtotal (Sum of Rows 6-9)	48	33	0	0	81
Total Beneficiaries (Chart a, Row 4)						
11.	TOTAL (Sum of Rows 5 & 10)	201	94	5	0	300

c. Race and Ethnicity*

In Chart c, indicate the Race and Ethnicity of all beneficiaries receiving HOPWA Housing Subsidy Assistance as reported in Section 2, Chart a, Row 4. Report the race of all HOPWA eligible individuals in Column [A]. Report the ethnicity of all HOPWA eligible individuals in column [B]. Report the race of all other individuals who benefitted from the HOPWA housing subsidy assistance in column [C]. Report the ethnicity of all other individuals who benefitted from the HOPWA housing subsidy assistance in column [D]. The summed total of columns [A] and [C] equals the total number of beneficiaries reported above in Section 2, Chart a, Row 4.

Category		HOPWA Eligible Individuals		All Other Beneficiaries	
		[A] Race [all individuals reported in Section 2, Chart a, Row 1]	[B] Ethnicity [Also identified as Hispanic or Latino]	[C] Race [total of individuals reported in Section 2, Chart a, Rows 2 & 3]	[D] Ethnicity [Also identified as Hispanic or Latino]
1.	American Indian/Alaskan Native	0	0	0	0
2.	Asian	0	0	0	0
3.	Black/African American	120	2	34	0
4.	Native Hawaiian/Other Pacific Islander	0	0	0	0
5.	White	90	11	43	5
6.	American Indian/Alaskan Native & White	1	0	0	0
7.	Asian & White	0	0	0	0
8.	Black/African American & White	3	1	4	0
9.	American Indian/Alaskan Native & Black/African American	0	0	0	0
10.	Other Multi-Racial	5	0	0	0
11.	Column Totals (Sum of Rows 1-10)	219	14	81	5
Data Check: Sum of Row 11 Column A and Row 11 Column C equals the total number HOPWA Beneficiaries reported in Part 3A, Section 2, Chart a, Row 4.					

*Reference (data requested consistent with Form HUD-27061 Race and Ethnic Data Reporting Form)

Section 3. Households**Household Area Median Income**

Report the income(s) for all households served with HOPWA housing subsidy assistance.

Data Check: The total number of households served with HOPWA housing subsidy assistance should equal Part 3C, Row 7, Column b and Part 7A, Section 1, Chart a. (Total HOPWA Eligible Individuals Served with HOPWA Housing Subsidy Assistance).

Note: Refer to <https://www.huduser.gov/portal/datasets/il.html> for information on area median income in your community.

Percentage of Area Median Income		Households Served with HOPWA Housing Subsidy Assistance
1.	0-30% of area median income (extremely low)	170
2.	31-50% of area median income (very low)	18
3.	51-80% of area median income (low)	31
4.	Total (Sum of Rows 1-3)	219

Part 7: Summary Overview of Grant Activities**B. Facility-Based Housing Assistance**

Complete one Part 7B for each facility developed or supported through HOPWA funds.

Do not complete this Section for programs originally developed with HOPWA funds but no longer supported with HOPWA funds. If a facility was developed with HOPWA funds (subject to ten years of operation for acquisition, new construction and substantial rehabilitation costs of stewardship units, or three years for non-substantial rehabilitation costs), but HOPWA funds are no longer used to support the facility, the project sponsor should complete Part 6: Continued Usage for HOPWA Facility-Based Stewardship Units (ONLY).

Complete Charts 2a, Project Site Information, and 2b, Type of HOPWA Capital Development Project Units, for all Development Projects, including facilities that were past development projects, but continued to receive HOPWA operating dollars this reporting year.

1. Project Sponsor Agency Name (Required)

Caracole

2. Capital Development**2a. Project Site Information for HOPWA Capital Development of Projects (For Current or Past Capital Development Projects that receive HOPWA Operating Costs this reporting year)**

Note: If units are scattered-sites, report on them as a group and under type of Facility write "Scattered Sites."

Type of Development this operating year	HOPWA Funds Expended this operating year (if applicable)	Non-HOPWA funds Expended (if applicable)	Name of Facility:
<input type="checkbox"/> New construction	\$	\$	Type of Facility [Check <u>only one</u> box.] <input type="checkbox"/> Permanent housing <input type="checkbox"/> Short-term Shelter or Transitional housing <input type="checkbox"/> Supportive services only facility
<input type="checkbox"/> Rehabilitation	\$	\$	
<input type="checkbox"/> Acquisition	\$	\$	
<input type="checkbox"/> Operating	\$	\$	
a.	Purchase/lease of property:		Date (mm/dd/yy):
b.	Rehabilitation/Construction Dates:		Date started: Date Completed:
c.	Operation dates:		Date residents began to occupy: <input type="checkbox"/> Not yet occupied
d.	Date supportive services began:		Date started: <input type="checkbox"/> Not yet providing services
e.	Number of units in the facility:		HOPWA-funded units = Total Units =
f.	Is a waiting list maintained for the facility?		<input type="checkbox"/> Yes <input type="checkbox"/> No <i>If yes, number of participants on the list at the end of operating year</i>
g.	What is the address of the facility (if different from business address)?		
h.	Is the address of the project site confidential?		<input type="checkbox"/> Yes, protect information; do not publish list <input type="checkbox"/> No, can be made available to the public

2b. Number and Type of HOPWA Capital Development Project Units (For Current or Past Capital Development Projects that receive HOPWA Operating Costs this Reporting Year)

For units entered above in 2a, please list the number of HOPWA units that fulfill the following criteria:

	Number Designated for the Chronically Homeless	Number Designated to Assist the Homeless	Number Energy-Star Compliant	Number 504 Accessible – Mobility Units - Sensory Units
Rental units constructed (new) and/or acquired <u>with or without</u> rehab				
Rental units rehabbed				
Homeownership units constructed (if approved)				

3. Units Assisted in Types of Housing Facility/Units Leased by Project Sponsor

Charts 3a, 3b, and 4 are required for each facility. In Charts 3a and 3b, indicate the type and number of housing units in the facility, including master leased units, project-based or other scattered site units leased by the organization, categorized by the number of bedrooms per unit.

Note: The number units may not equal the total number of households served.

Please complete separate charts for each housing facility assisted. Scattered site units may be grouped together.

3a. Check one only

- ☐ Permanent Supportive Housing Facility/Units
☐ Short-term Shelter or Transitional Supportive Housing Facility/Units

3b. Type of Facility

Complete the following Chart for all facilities leased, master leased, project-based, or operated with HOPWA funds during the reporting year.

Name of Project Sponsor/Agency Operating the Facility/Leased Units:

Type of housing facility operated by the project sponsor		Total Number of <u>Units</u> in use during the Operating Year Categorized by the Number of Bedrooms per Units					
		SRO/Studio/0 bdrm	1 bdrm	2 bdrm	3 bdrm	4 bdrm	5+bdrm
a.	Single room occupancy dwelling	0					
b.	Community residence	0	0	0	0	0	0
c.	Project-based rental assistance units or leased units	0	19	0	0	0	0
d.	Other housing facility <u>Specify:</u>	0	0	0	0	0	0

4. Households and Housing Expenditures

Enter the total number of households served and the amount of HOPWA funds expended by the project sponsor on subsidies for housing involving the use of facilities, master leased units, project based or other scattered site units leased by the organization.

Housing Assistance Category: Facility Based Housing		Output: Number of Households	Output: Total HOPWA Funds Expended during Operating Year by Project Sponsor
a.	Leasing Costs	24	\$222,051.00
b.	Operating Costs	0	0
c.	Project-Based Rental Assistance (PBRA) or other leased units	0	0
d.	Other Activity (if approved in grant agreement) <u>Specify:</u>	0	0
e.	Adjustment to eliminate duplication (subtract)	0	
f.	TOTAL Facility-Based Housing Assistance (Sum Rows a through d minus Row e)	24	\$222,051.00



**2021 CAPER
Consolidated Annual Performance and Evaluation Report**

**Attachment B – Emergency Solutions Grant Sage Homeless
Management Information System (HMIS) Reporting Repository.**

CAPER Aggregator 2.0

Uses data only from CAPER's submitted to HUD. Aggregates data from multiple CAPERs by selected criteria (project type and/or specific question).

Filters for this report	
Aggregate or detailed mode	Aggregate
Year	2021
	(all)
Programs	ESG: Cincinnati - OH
Report executed on	3/28/2022 9:40:21 AM

Grant List

Jurisdiction	Type	Start Date	End Date	Current Status
ESG: Cincinnati - OH	CAPER	1/1/2021	12/31/2021	Submitted

Q05a: Report Validations Table

Total Number of Persons Served	90
Number of Adults (Age 18 or Over)	82
Number of Children (Under Age 18)	8
Number of Persons with Unknown Age	0
Number of Leavers	37
Number of Adult Leavers	36
Number of Adult and Head of Household Leavers	36
Number of Stayers	53
Number of Adult Stayers	46
Number of Veterans	3
Number of Chronically Homeless Persons	16
Number of Youth Under Age 25	16
Number of Parenting Youth Under Age 25 with Children	6
Number of Adult Heads of Household	82
Number of Child and Unknown-Age Heads of Household	0
Heads of Households and Adult Stayers in the Project 365 Days or More	27

Q06a: Data Quality: Personally Identifying Information (PII)

Data Element	Client Doesn't Know/Refused	Information Missing	Data Issues	Total	% of Error Rate
Name	0	0	0	0	0%
Social Security Number	1	0	1	2	2.22%
Date of Birth	0	0	1	1	1.11%
Race	0	0	0	0	0%
Ethnicity	0	1	0	1	1.11%
Gender	0	0	0	0	0%
Overall Score				4	4.44%

Numbers in green italics have been recalculated or weighted based on available totals.

Q06b: Data Quality: Universal Data Elements

Data Element	Error Count	% of Error Rate
Veteran Status	0	0%
Project Start Date	0	0%
Relationship to Head of Household	0	0%

Client Location	0	0%
Disabling Condition	14	15.56%

Numbers in green italics have been recalculated or weighted based on available totals.

Q06c: Data Quality: Income and Housing Data Quality

Data Element	Error Count	% of Error Rate
Destination	0	0%
Income and Sources at Start	0	0%
Income and Sources at Annual Assessment	7	25.93%
Income and Sources at Exit	1	2.78%

Numbers in green italics have been recalculated or weighted based on available totals.

Q06d: Data Quality: Chronic Homelessness

Entering into project type	Count of Total Records	Missing Time in Institution	Missing Time in Housing	Approximate Date Started DK/R/missing	Number of Times DK/R/missing	Number of Months DK/R/missing	% of Records Unable to
ES, SH, Street Outreach	0	0	0	0	0	0	0
TH	0	0	0	0	0	0	0
PH (All)	82	0	0	0	0	0	0
Total	82	0	0	0	0	0	0

Numbers in green italics have been recalculated or weighted based on available totals.

Q06e: Data Quality: Timeliness

Time for Record Entry	Number of Project Start Records	Number of Project Exit Records
0 days	29	36
1-3 Days	2	1
4-6 Days	1	0
7-10 Days	0	0
11+ Days	1	0

Q06f: Data Quality: Inactive Records: Street Outreach & Emergency Shelter

Data Element	# of Records	# of Inactive Records	% of Inactive Records
Contact (Adults and Heads of Household in Street Outreach or ES - NBN)	0	0	0
Bed Night (All Clients in ES - NBN)	0	0	0

Numbers in green italics have been recalculated or weighted based on available totals.

Q07a: Number of Persons Served

	Total	Without Children	With Children and Adults	With Only Children	Unknown Household Type
Adults	82	76	6	0	0
Children	8	0	8	0	0
Client Doesn't Know/ Client Refused	0	0	0	0	0
Data Not Collected	0	0	0	0	0
Total	90	76	14	0	0
For PSH & RRH – the total persons served who moved into housing	86	72	14	0	0

Q07b: Point-in-Time Count of Persons on the Last Wednesday

	Total	Without Children	With Children and Adults	With Only Children	Unknown Household Type
January	57	50	7	0	0
April	54	45	9	0	0
July	62	49	13	0	0
October	57	44	13	0	0

Q08a: Households Served

	Total	Without Children	With Children and Adults	With Only Children	Unknown Household Type
Total Households	82	76	6	0	0
For PSH & RRH – the total households served who moved into housing	78	72	6	0	0

Q08b: Point-in-Time Count of Households on the Last Wednesday

	Total	Without Children	With Children and Adults	With Only Children	Unknown Household Type
January	55	50	5	0	0
April	51	45	6	0	0
July	55	49	6	0	0
October	50	44	6	0	0

Q09a: Number of Persons Contacted

	All Persons Contacted	First contact – NOT staying on the Streets, ES, or SH	First contact – WAS staying on Streets,	First contact – Worker unable to determine
Number of Persons Contacted				
Once	0	0	0	0
2-5 Times	0	0	0	0
6-9 Times	0	0	0	0
10+ Times	0	0	0	0
Total Persons Contacted	0	0	0	0

Q09b: Number of Persons Engaged

	All Persons Contacted	First contact – NOT staying on the Streets, ES, or SH	First contact – WAS staying on Streets,	First contact – Worker unable to determine
Number of Persons Engaged				
Once	0	0	0	0
2-5 Contacts	0	0	0	0
6-9 Contacts	0	0	0	0
10+ Contacts	0	0	0	0
Total Persons Engaged	0	0	0	0
Rate of Engagement	0	0	0	0

Numbers in green italics have been recalculated or weighted based on available totals.

Q10a: Gender of Adults

	Total	Without Children	With Children and Adults	Unknown Household Type
Male	49	48	1	0
Female	33	28	5	0

No Single Gender	0	0	0	0
Questioning	0	0	0	0
Transgender	0	0	0	0
Client Doesn't Know/Client Refused	0	0	0	0
Data Not Collected	0	0	0	0
Total	82	76	6	0
Trans Female (MTF or Male to Female)				
Trans Male (FTM or Female to Male)				

Effective 10/1/2021, this table contains a consolidated Transgender row which includes the sum of data from the previously separate Transgender rows, tagged with .

Q10b: Gender of Children

	Total	With Children and Adults	With Only Children	Unknown Household Type
Male	5	5	0	0
Female	3	3	0	0
No Single Gender	0	0	0	0
Questioning	0	0	0	0
Transgender	0	0	0	0
Client Doesn't Know/Client Refused	0	0	0	0
Data Not Collected	0	0	0	0
Total	8	8	0	0
Trans Female (MTF or Male to Female)				
Trans Male (FTM or Female to Male)				

Effective 10/1/2021, this table contains a consolidated Transgender row which includes the sum of data from the previously separate Transgender rows, tagged with .

Q10c: Gender of Persons Missing Age Information

	Total	Without Children	With Children and Adults	With Only Children	Unknown Household Type
Male	0	0	0	0	0
Female	0	0	0	0	0
No Single Gender	0	0	0	0	0
Questioning	0	0	0	0	0
Transgender	0	0	0	0	0
Client Doesn't Know/Client Refused	0	0	0	0	0
Data Not Collected	0	0	0	0	0
Total	0	0	0	0	0
Trans Female (MTF or Male to Female)					
Trans Male (FTM or Female to Male)					

Effective 10/1/2021, this table contains a consolidated Transgender row which includes the sum of data from the previously separate Transgender rows, tagged with .

Q10d: Gender by Age Ranges

	Total	Under Age 18	Age 18-24	Age 25-61	Age 62 and over	Client Doesn't Know/ Client Refused	Data Not Collected
Male	54	5	7	35	7	0	0
Female	36	3	9	18	6	0	0
No Single Gender	0	0	0	0	0	0	0
Questioning	0	0		0	0	0	0
Transgender	0	0	0	0	0	0	0

Client Doesn't Know/Client Refused	0	0	0	0	0	0	0
Data Not Collected	0	0	0	0	0	0	0
Total	90	8	16	53	13	0	0
Trans Female (MTF or Male to Female)							
Trans Male (FTM or Female to Male)							

Effective 10/1/2021, this table contains a consolidated Transgender row which includes the sum of data from the previously separate Transgender rows, tagged with .

Q11: Age

	Total	Without Children	With Children and Adults	With Only Children	Unknown Household Type
Under 5	8	0	8	0	0
5 - 12	0	0	0	0	0
13 - 17	0	0	0	0	0
18 - 24	16	10	6	0	0
25 - 34	8	8	0	0	0
35 - 44	12	12	0	0	0
45 - 54	14	14	0	0	0
55 - 61	19	19	0	0	0
62+	13	13	0	0	0
Client Doesn't Know/Client Refused	0	0	0	0	0
Data Not Collected	0	0	0	0	0
Total	90	76	14	0	0

Q12a: Race

	Total	Without Children	With Children and Adults	With Only Children	Unknown Household Type
White	23	21	2	0	0
Black, African American, or African	63	53	10	0	0
Asian or Asian American	0	0	0	0	0
American Indian, Alaska Native, or Indigenous	0	0	0	0	0
Native Hawaiian or Pacific Islander	1	1	0	0	0
Multiple Races	3	1	2	0	0
Client Doesn't Know/Client Refused	0	0	0	0	0
Data Not Collected	0	0	0	0	0
Total	90	76	14	0	0

Q12b: Ethnicity

	Total	Without Children	With Children and Adults	With Only Children	Unknown Household Type
Non-Hispanic/Non-Latin(a)(o)(x)	85	72	13	0	0
Hispanic/Latin(a)(o)(x)	4	4	0	0	0
Client Doesn't Know/Client Refused	0	0	0	0	0
Data Not Collected	1	0	1	0	0
Total	90	76	14	0	0

Q13a1: Physical and Mental Health Conditions at Entry

	Total Persons	Without Children	Adults in HH with Children & Adults	Children in HH with Children & Adults	With Children and Adults	With Only Children	Unknown Household Type
--	---------------	------------------	-------------------------------------	---------------------------------------	--------------------------	--------------------	------------------------

Mental Health Disorder	51	50	1	0	0	0
Alcohol Use Disorder	7	7	0	0	0	0
Drug Use Disorder	12	12	0	0	0	0
Both Alcohol Use and Drug Use Disorders	3	3	0	0	0	0
Chronic Health Condition	47	47	0	0	0	0
HIV/AIDS	1	1	0	0	0	0
Developmental Disability	13	13	0	0	0	0
Physical Disability	8	8	0	0	0	0

The "With Children and Adults" column is retired as of 10/1/2019 and replaced with the columns "Adults in HH with Children & Adults" and "Children in HH with Children & Adults".

Q13b1: Physical and Mental Health Conditions at Exit

	Total Persons	Without Children	Adults in HH with Children & Adults	Children in HH with Children & Adults	With Children and Adults	With Only Children	Unknown Household Type
Mental Health Disorder	24	24	0	0		0	0
Alcohol Use Disorder	2	2	0	0		0	0
Drug Use Disorder	7	7	0	0		0	0
Both Alcohol Use and Drug Use Disorders	4	4	0	0		0	0
Chronic Health Condition	20	20	0	0		0	0
HIV/AIDS							
Developmental Disability	5	5	0	0		0	0
Physical Disability	2	2	0	0		0	0

The "With Children and Adults" column is retired as of 10/1/2019 and replaced with the columns "Adults in HH with Children & Adults" and "Children in HH with Children & Adults".

Q13c1: Physical and Mental Health Conditions for Stayers

	Total Persons	Without Children	Adults in HH with Children & Adults	Children in HH with Children & Adults	With Children and Adults	With Only Children	Unknown Household Type
Mental Health Disorder	31	27	4	0		0	0
Alcohol Use Disorder	4	4	0	0		0	0
Drug Use Disorder	4	4	0	0		0	0
Both Alcohol Use and Drug Use Disorders	2	2	0	0		0	0
Chronic Health Condition	28	28	0	0		0	0
HIV/AIDS	1	1	0	0		0	0
Developmental Disability	7	6	1	0		0	0
Physical Disability	5	5	0	0		0	0

The "With Children and Adults" column is retired as of 10/1/2019 and replaced with the columns "Adults in HH with Children & Adults" and "Children in HH with Children & Adults".

Q14a: Domestic Violence History

	Total	Without Children	With Children and Adults	With Only Children	Unknown Household Type
Yes	7	6	1	0	0
No	67	65	2	0	0
Client Doesn't Know/Client Refused	1	1	0	0	0
Data Not Collected	7	4	3	0	0
Total	82	76	6	0	0

Q14b: Persons Fleeing Domestic Violence

	Total	Without Children	With Children and Adults	With Only Children	Unknown Household Type
Yes	0	0	0	0	0
No	7	6	1	0	0
Client Doesn't Know/Client Refused	0	0	0	0	0
Data Not Collected	0	0	0	0	0
Total	7	6	1	0	0

Q15: Living Situation

	Total	Without Children	With Children and Adults	With Only Children	Unknown Household Type
Homeless Situations					
Emergency shelter, including hotel or motel paid for with emergency shelter voucher	73	68	5	0	0
Transitional housing for homeless persons (including homeless youth)	0	0	0	0	0
Place not meant for habitation	7	6	1	0	0
Safe Haven	0	0	0	0	0
Host Home (non-crisis)	0	0	0	0	0
Interim Housing					
Subtotal	80	74	6	0	0
Institutional Settings					
Psychiatric hospital or other psychiatric facility	0	0	0	0	0
Substance abuse treatment facility or detox center	1	1	0	0	0
Hospital or other residential non-psychiatric medical facility	0	0	0	0	0
Jail, prison or juvenile detention facility	0	0	0	0	0
Foster care home or foster care group home	0	0	0	0	0
Long-term care facility or nursing home	0	0	0	0	0
Residential project or halfway house with no homeless criteria	0	0	0	0	0
Subtotal	1	1	0	0	0
Other Locations					
Permanent housing (other than RRH) for formerly homeless persons	0	0	0	0	0
Owned by client, no ongoing housing subsidy	0	0	0	0	0
Owned by client, with ongoing housing subsidy	0	0	0	0	0
Rental by client, with RRH or equivalent subsidy	0	0	0	0	0
Rental by client, with HCV voucher (tenant or project based)	0	0	0	0	0
Rental by client in a public housing unit	0	0	0	0	0
Rental by client, no ongoing housing subsidy	0	0	0	0	0
Rental by client, with VASH subsidy	0	0	0	0	0
Rental by client with GPD TIP subsidy	0	0	0	0	0
Rental by client, with other housing subsidy	0	0	0	0	0
Hotel or motel paid for without emergency shelter voucher	0	0	0	0	0
Staying or living in a friend's room, apartment or house	1	1	0	0	0
Staying or living in a family member's room, apartment or house	0	0	0	0	0
Client Doesn't Know/Client Refused	0	0	0	0	0
Data Not Collected	0	0	0	0	0
Subtotal	1	1	0	0	0
Total	82	76	6	0	0

Interim housing is retired as of 10/1/2019.

Q16: Cash Income - Ranges

	Income at Start	Income at Latest Annual	Income at Exit for
No income	48	13	13
\$1 - \$150	0	2	0
\$151 - \$250	0	0	0
\$251 - \$500	3	1	0
\$501 - \$1000	19	4	9
\$1,001 - \$1,500	8	0	4
\$1,501 - \$2,000	4	0	3
\$2,001+	0	0	6
Client Doesn't Know/Client Refused	0	0	0
Data Not Collected	0	0	1
Number of Adult Stayers Not Yet Required to Have an Annual Assessment	0	19	0
Number of Adult Stayers Without Required Annual Assessment	0	7	0
Total Adults	82	46	36

Q17: Cash Income - Sources

	Income at Start	Income at Latest Annual	Income at Exit for
Earned Income	11	1	12
Unemployment Insurance	0	1	0
SSI	13	5	6
SSDI	14	0	5
VA Service-Connected Disability Compensation	0	0	0
VA Non-Service Connected Disability Pension	0	0	0
Private Disability Insurance	0	0	0
Worker's Compensation	0	0	0
TANF or Equivalent	0	0	0
General Assistance	0	0	0
Retirement (Social Security)	2	0	1
Pension from Former Job	0	0	0
Child Support	0	0	0
Alimony (Spousal Support)	0	0	0
Other Source	0	0	0
Adults with Income Information at Start and Annual Assessment/Exit	0	20	35

Q19b: Disabling Conditions and Income for Adults at Exit

	AO: Adult with Disabling Condition	AO: Adult without Disabling Condition	AO: Total Adults	AO: % with Disabling Condition by Source	AC: Adult with Disabling Condition	AC: Adult without Disabling Condition
Earned Income	5	7	12	41.67%	0	0
Supplemental Security Income (SSI)	6	0	6	100.00%	0	0
Social Security Disability Insurance (SSDI)	3	2	5	60.00%	0	0
VA Service-Connected Disability Compensation	0	0	0	0	0	0
Private Disability Insurance	0	0	0	0	0	0
Worker's Compensation	0	0	0	0	0	0
Temporary Assistance for Needy Families (TANF)	0	0	0	0	0	0

Retirement Income from Social Security	1	0	1	100.00%	0	0
Pension or retirement income from a former job	0	0	0	0	0	0
Child Support	0	0	0	0	0	0
Other source	0	0	0	0	0	0
No Sources	2	10	12	16.67%	0	1
Unduplicated Total Adults	15	19	34		0	1

Numbers in green italics have been recalculated or weighted based on available totals.

	AC: Total Adults	AC: % with Disabling Condition by Source	UK: Adult with Disabling Condition	UK: Adult without Disabling Condition	UK: Total Adults	UK: % with Disabling Condition by Source
Earned Income	0	0	0	0	0	0
Supplemental Security Income (SSI)	0	0	0	0	0	0
Social Security Disability Insurance (SSDI)	0	0	0	0	0	0
VA Service-Connected Disability Compensation	0	0	0	0	0	0
Private Disability Insurance	0	0	0	0	0	0
Worker's Compensation	0	0	0	0	0	0
Temporary Assistance for Needy Families (TANF)	0	0	0	0	0	0
Retirement Income from Social Security	0	0	0	0	0	0
Pension or retirement income from a former job	0	0	0	0	0	0
Child Support	0	0	0	0	0	0
Other source	0	0	0	0	0	0
No Sources	1	0%	0	0	0	0
Unduplicated Total Adults	1		0	0	0	

Q20a: Type of Non-Cash Benefit Sources

	Benefit at Start	Benefit at Latest Annual Assessment for Stayers	Benefit at Exit for Leavers
Supplemental Nutritional Assistance Program	36	14	22
WIC	1	2	1
TANF Child Care Services	0	0	0
TANF Transportation Services	0	0	0
Other TANF-Funded Services	0	0	0
Other Source	0	0	0

Q21: Health Insurance

	At Start	At Annual Assessment for Stayers	At Exit for Leavers
Medicaid	70	19	26
Medicare	9	1	4
State Children's Health Insurance Program	0	0	0
VA Medical Services	1	0	1
Employer Provided Health Insurance	2	0	2
Health Insurance Through COBRA	0	0	0

Private Pay Health Insurance	1	0	1
State Health Insurance for Adults	0	0	0
Indian Health Services Program	0	0	0
Other	0	0	0
No Health Insurance	10	1	5
Client Doesn't Know/Client Refused	0	0	0
Data Not Collected	0	7	0
Number of Stayers Not Yet Required to Have an Annual Assessment	0	26	0
1 Source of Health Insurance	77	18	30
More than 1 Source of Health Insurance	3	1	2

Q22a2: Length of Participation – ESG Projects

	Total	Leavers	Stayers
0 to 7 days	0	0	0
8 to 14 days	0	0	0
15 to 21 days	0	0	0
22 to 30 days	0	0	0
31 to 60 days	2	1	1
61 to 90 days	0	0	0
91 to 180 days	8	8	0
181 to 365 days	35	10	25
366 to 730 days (1-2 Yrs)	45	18	27
731 to 1,095 days (2-3 Yrs)	0	0	0
1,096 to 1,460 days (3-4 Yrs)	0	0	0
1,461 to 1,825 days (4-5 Yrs)	0	0	0
More than 1,825 days (> 5 Yrs)	0	0	0
Data Not Collected	0	0	0
Total	90	37	53

Q22c: Length of Time between Project Start Date and Housing Move-in Date (post 10/1/2018)

	Total	Without Children	With Children and Adults	With Only Children	Unknown Household Type
7 days or less	10	2	8	0	0
8 to 14 days	1	1	0	0	0
15 to 21 days	1	1	0	0	0
22 to 30 days	6	6	0	0	0
31 to 60 days	10	10	0	0	0
61 to 180 days	2	2	0	0	0
181 to 365 days	2	2	0	0	0
366 to 730 days (1-2 Yrs)	0	0	0	0	0
Total (persons moved into housing)	32	24	8	0	0
Average length of time to housing	37	49.33	0	0	0
Persons who were exited without move-in	4	4	0	0	0
Total persons	36	28	8	0	0

Numbers in green italics have been recalculated or weighted based on available totals.

Q22c: RRH Length of Time between Project Start Date and Housing Move-in Date (pre 10/1/2018)

	Total	Without Children	With Children and Adults	With Only Children	Unknown Household Type
7 days or less					
8 to 14 days					
15 to 21 days					
22 to 30 days					
31 to 60 days					
61 to 180 days					
181 to 365 days					
366 to 730 days (1-2 Yrs)					
Total (persons moved into housing)					
Average length of time to housing					
Persons who were exited without move-in					
Total persons					

Numbers in green italics have been recalculated or weighted based on available totals.

Q22d: Length of Participation by Household Type

	Total	Without Children	With Children and Adults	With Only Children	Unknown Household Type
7 days or less	0	0	0	0	0
8 to 14 days	0	0	0	0	0
15 to 21 days	0	0	0	0	0
22 to 30 days	0	0	0	0	0
31 to 60 days	2	1	1	0	0
61 to 90 days	0	0	0	0	0
91 to 180 days	8	8	0	0	0
181 to 365 days	35	26	9	0	0
366 to 730 days (1-2 Yrs)	45	41	4	0	0
731 to 1,095 days (2-3 Yrs)	0	0	0	0	0
1,096 to 1,460 days (3-4 Yrs)	0	0	0	0	0
1,461 to 1,825 days (4-5 Yrs)	0	0	0	0	0
More than 1,825 days (> 5 Yrs)	0	0	0	0	0
Data Not Collected	0	0	0	0	0
Total	90	76	14	0	0

Q22e: Length of Time Prior to Housing - based on 3.917 Date Homelessness Started

	Total	Without Children	With Children and Adults	With Only Children	Unknown Household Type
7 days or less	1	1	0	0	0
8 to 14 days	0	0	0	0	0
15 to 21 days	0	0	0	0	0
22 to 30 days	2	2	0	0	0
31 to 60 days	10	6	4	0	0
61 to 180 days	36	33	3	0	0
181 to 365 days	13	13	0	0	0
366 to 730 days (1-2 Yrs)	6	6	0	0	0

731 days or more	10	10	0	0	0
Total (persons moved into housing)	78	71	7	0	0
Not yet moved into housing	4	4	0	0	0
Data not collected	8	1	7	0	0
Total persons	90	76	14	0	0

Q23a: Exit Destination – More Than 90 DaysThis question is retired as of 10/1/2019.

	Total	Without Children	With Children and Adults	With Only Children	Unknown Household Type
Permanent Destinations					
Moved from one HOPWA funded project to HOPWA PH					
Owned by client, no ongoing housing subsidy					
Owned by client, with ongoing housing subsidy					
Rental by client, no ongoing housing subsidy					
Rental by client, with VASH housing subsidy					
Rental by client, with GPD TIP housing subsidy					
Rental by client, with other ongoing housing subsidy					
Permanent housing (other than RRH) for formerly homeless persons					
Staying or living with family, permanent tenure					
Staying or living with friends, permanent tenure					
Rental by client, with RRH or equivalent subsidy					
Subtotal					
Temporary Destinations					
Emergency shelter, including hotel or motel paid for with emergency shelter voucher					
Moved from one HOPWA funded project to HOPWA TH					
Transitional housing for homeless persons (including homeless youth)					
Staying or living with family, temporary tenure (e.g. room, apartment or house)					
Staying or living with friends, temporary tenure (e.g. room, apartment or house)					
Place not meant for habitation (e.g., a vehicle, an abandoned building, bus/train/subway station/airport or anywhere outside)					
Safe Haven					
Hotel or motel paid for without emergency shelter voucher					
Subtotal					
Institutional Settings					
Foster care home or group foster care home					
Psychiatric hospital or other psychiatric facility					
Substance abuse treatment facility or detox center					
Hospital or other residential non-psychiatric medical facility					
Jail, prison, or juvenile detention facility					
Long-term care facility or nursing home					
Subtotal					
Other Destinations					
Residential project or halfway house with no homeless criteria					
Deceased					
Other					

Client Doesn't Know/Client Refused

Data Not Collected (no exit interview completed)

Subtotal

Total

Total persons exiting to positive housing destinations

Total persons whose destinations excluded them from the calculation

Percentage

Cannot calculate1 Cannot calculate1 Cannot calculate1 Cannot calculate1 Cannot calculate1

Numbers in green italics have been recalculated or weighted based on available totals.

Q23b: Exit Destination – 90 Days or Less*This question is retired as of 10/1/2019.*

	Total	Without Children	With Children and Adults	With Only Children	Unknown Household Type
Permanent Destinations					
Moved from one HOPWA funded project to HOPWA PH					
Owned by client, no ongoing housing subsidy					
Owned by client, with ongoing housing subsidy					
Rental by client, no ongoing housing subsidy					
Rental by client, with VASH housing subsidy					
Rental by client, with GPD TIP housing subsidy					
Rental by client, with other ongoing housing subsidy					
Permanent housing (other than RRH) for formerly homeless persons					
Staying or living with family, permanent tenure					
Staying or living with friends, permanent tenure					
Rental by client, with RRH or equivalent subsidy					
Subtotal					
Temporary Destinations					
Emergency shelter, including hotel or motel paid for with emergency shelter voucher					
Moved from one HOPWA funded project to HOPWA TH					
Transitional housing for homeless persons (including homeless youth)					
Staying or living with family, temporary tenure (e.g. room, apartment or house)					
Staying or living with friends, temporary tenure (e.g. room, apartment or house)					
Place not meant for habitation (e.g., a vehicle, an abandoned building, bus/train/subway station/airport or anywhere outside)					
Safe Haven					
Hotel or motel paid for without emergency shelter voucher					
Subtotal					
Institutional Settings					
Foster care home or group foster care home					
Psychiatric hospital or other psychiatric facility					
Substance abuse treatment facility or detox center					
Hospital or other residential non-psychiatric medical facility					
Jail, prison, or juvenile detention facility					
Long-term care facility or nursing home					
Subtotal					
Other Destinations					

Residential project or halfway house with no homeless criteria

Deceased

Other

Client Doesn't Know/Client Refused

Data Not Collected (no exit interview completed)

Subtotal

Total

Total persons exiting to positive housing destinations

Total persons whose destinations excluded them from the calculation

Percentage

Cannot calculate1 Cannot calculate1 Cannot calculate1 Cannot calculate1 Cannot calculate1

Numbers in green italics have been recalculated or weighted based on available totals.

Q23c: Exit Destination – All persons

	Total	Without Children	With Children and Adults	With Only Children	Unknown Household Type
Permanent Destinations					
Moved from one HOPWA funded project to HOPWA PH	0	0	0	0	0
Owned by client, no ongoing housing subsidy	0	0	0	0	0
Owned by client, with ongoing housing subsidy	0	0	0	0	0
Rental by client, no ongoing housing subsidy	15	15	0	0	0
Rental by client, with VASH housing subsidy	0	0	0	0	0
Rental by client, with GPD TIP housing subsidy	0	0	0	0	0
Rental by client, with other ongoing housing subsidy	2	2	0	0	0
Permanent housing (other than RRH) for formerly homeless persons	1	1	0	0	0
Staying or living with family, permanent tenure	0	0	0	0	0
Staying or living with friends, permanent tenure	0	0	0	0	0
Rental by client, with RRH or equivalent subsidy	2	2	0	0	0
Rental by client, with HCV voucher (tenant or project based)	10	8	2	0	0
Rental by client in a public housing unit	0	0	0	0	0
Subtotal	30	28	2	0	0
Temporary Destinations					
Emergency shelter, including hotel or motel paid for with emergency shelter voucher	0	0	0	0	0
Moved from one HOPWA funded project to HOPWA TH	0	0	0	0	0
Transitional housing for homeless persons (including homeless youth)	0	0	0	0	0
Staying or living with family, temporary tenure (e.g. room, apartment or house)	3	3	0	0	0
Staying or living with friends, temporary tenure (e.g. room, apartment or house)	0	0	0	0	0
Place not meant for habitation (e.g., a vehicle, an abandoned building, bus/train/subway station/airport or anywhere outside)	0	0	0	0	0
Safe Haven	0	0	0	0	0
Hotel or motel paid for without emergency shelter voucher	0	0	0	0	0
Host Home (non-crisis)	0	0	0	0	0
Subtotal	3	3	0	0	0
Institutional Settings					
Foster care home or group foster care home	0	0	0	0	0
Psychiatric hospital or other psychiatric facility	1	1	0	0	0

Substance abuse treatment facility or detox center	0	0	0	0	0
Hospital or other residential non-psychiatric medical facility	0	0	0	0	0
Jail, prison, or juvenile detention facility	1	1	0	0	0
Long-term care facility or nursing home	1	1	0	0	0
Subtotal	3	3	0	0	0
Other Destinations					
Residential project or halfway house with no homeless criteria	0	0	0	0	0
Deceased	1	1	0	0	0
Other	0	0	0	0	0
Client Doesn't Know/Client Refused	0	0	0	0	0
Data Not Collected (no exit interview completed)	0	0	0	0	0
Subtotal	1	1	0	0	0
Total	37	35	2	0	0
Total persons exiting to positive housing destinations	30	28	2	0	0
Total persons whose destinations excluded them from the calculation	2	2	0	0	0
Percentage	85.71%	84.85%	100.00%	0	0

Numbers in green italics have been recalculated or weighted based on available totals.

Q24: Homelessness Prevention Housing Assessment at Exit

	Total	Without Children	With Children and Adults	With Only Children	Unknown Household Type
Able to maintain the housing they had at project start--Without a subsidy	0	0	0	0	0
Able to maintain the housing they had at project start--With the subsidy they had at project start	0	0	0	0	0
Able to maintain the housing they had at project start--With an on-going subsidy acquired since project start	0	0	0	0	0
Able to maintain the housing they had at project start--Only with financial assistance other than a subsidy	0	0	0	0	0
Moved to new housing unit--With on-going subsidy	0	0	0	0	0
Moved to new housing unit--Without an on-going subsidy	0	0	0	0	0
Moved in with family/friends on a temporary basis	0	0	0	0	0
Moved in with family/friends on a permanent basis	0	0	0	0	0
Moved to a transitional or temporary housing facility or program	0	0	0	0	0
Client became homeless – moving to a shelter or other place unfit for human habitation	0	0	0	0	0
Client went to jail/prison	0	0	0	0	0
Client died	0	0	0	0	0
Client doesn't know/Client refused	0	0	0	0	0
Data not collected (no exit interview completed)	0	0	0	0	0
Total	0	0	0	0	0

Q25a: Number of Veterans

	Total	Without Children	With Children and Adults	Unknown Household Type
Chronically Homeless Veteran	0	0	0	0
Non-Chronically Homeless Veteran	3	3	0	0

Not a Veteran	79	73	6	0
Client Doesn't Know/Client Refused	0	0	0	0
Data Not Collected	0	0	0	0
Total	82	76	6	0

Q26b: Number of Chronically Homeless Persons by Household

	Total	Without Children	With Children and Adults	With Only Children	Unknown Household Type
Chronically Homeless	16	16	0	0	0
Not Chronically Homeless	74	60	14	0	0
Client Doesn't Know/Client Refused	0	0	0	0	0
Data Not Collected	0	0	0	0	0
Total	90	76	14	0	0



HUD ESG CAPER

Grant: **ESG: Cincinnati - OH - Report** Type: **CAPER****Report Date Range**

1/1/2021 to 12/31/2021

Contact Information

First Name Aisha

Middle Name

Last Name Tzillah

Suffix

Title Community Development Administrator

Street Address 1 801 Plum Street

Street Address 2

City Cincinnati

State Ohio

ZIP Code 45202

E-mail Address aisha.tzillah@cincinnati-oh.gov

Phone Number (513)352-4982

Extension

Fax Number (513)352-2458

Project types carried out during the program year

Components	Projects	Total Persons Reported	Total Households Reported
Emergency Shelter	0	0	0
Day Shelter	0	0	0
Transitional Housing	0	0	0
Total Emergency Shelter Component	0	0	0
Total Street Outreach	0	0	0
Total PH - Rapid Re-Housing	2	90	82
Total Homelessness Prevention	0	0	0

Grant Information**Emergency Shelter Rehab/Conversion**

Did you create additional shelter beds/units through an ESG-funded rehab project

No

Did you create additional shelter beds/units through an ESG-funded conversion project

No

Data Participation InformationAre there any funded projects, except HMIS or Admin, which are not listed on the Project, Links and Uploads form? This includes projects in the HMIS and from VSP

No

How many of the VSP projects have a HUD approved plan and are using a template rather than a comparable database report uploaded?

0

Project Outcomes

Project outcomes are required for all CAPERS where the program year start date is 1-1-2021 or later. This form replaces the narrative in CR-70 of the eCon Planning Suite.

From the Action Plan that covered ESG for this reporting period copy and paste or retype the information in Question 5 on screen AP-90: "Describe performance standards for evaluating ESG."

Performance measures are included in the Prince of Peace allocation process for Emergency Solutions Grant shelter funding. The starting point allocation divides the funding between shelters based on their number of bed nights and their previous year's outcomes related specifically to positive housing results, length of stay in shelter, and rate of returns to homelessness. Outcomes are compared to the community average for each measure and an agency's allocation increases or decreases based on how their individual outcomes compare to the community averages. Performance measures also include meeting the required match on all expenditures. The total amount of administration of ESG is capped at 7.5% annually. The maximum amount allocated for emergency shelter activities will not exceed the greater of 60% of the annual allocation or the 2010 amount committed for homeless assistance activities of \$555,000. There are no planned street outreach activities.

Based on the information from the Action Plan response previously provided to HUD:

1. Briefly describe how you met the performance standards identified in A-90 this program year. If they are not measurable as written type in N/A as the answer.

N/A

2. Briefly describe what you did not meet and why. If they are not measurable as written type in N/A as the answer.

N/A

OR

3. If your standards were not written as measurable, provide a sample of what you will change them to in the future? If they were measurable and you answered above type in N/A as the answer.

We will establish specific benchmarks prior to evaluation rather than evaluating against current community averages. Rapid rehousing benchmarks will consider specific populations such as youth, families, and high-barrier populations. Emergency Shelter benchmarks will consider "safe beds", family shelter, and shelters for single individuals.

Financial Information

ESG Information from IDIS

As of 3/25/2022

FY	Grant Number	Current Authorized Amount	Funds Committed By Recipient	Funds Drawn	Balance Remaining	Obligation Date	Expendit
2021	E21MC390003	\$997,610.00	\$966,435.00	\$43,645.00	\$953,965.00	8/18/2021	8/18/202
2020	E20MC390003	\$1,013,616.00	\$1,012,029.87	\$1,012,029.87	\$1,586.13	7/14/2020	7/14/202
2019	E19MC390003	\$983,142.00	\$983,142.00	\$983,142.00	\$0	8/13/2019	8/13/202
2018	E18MC390003	\$960,301.00	\$960,301.00	\$960,301.00	\$0	8/22/2018	8/22/202
2017	E17MC390003	\$968,189.00	\$968,189.00	\$968,189.00	\$0	10/19/2017	10/19/20
2016	E16MC390003	\$979,871.00	\$979,871.00	\$979,871.00	\$0	7/14/2016	7/14/201
2015	E15MC390003	\$985,850.00	\$985,850.00	\$985,850.00	\$0	7/17/2015	7/17/201
Total		\$8,615,842.00	\$8,583,080.87	\$7,660,290.87	\$955,551.13		

Expenditures	2021 Yes	2020 Yes	2019 No	2018 No	2017 No
	FY2021 Annual ESG Funds for	FY2020 Annual ESG Funds for			
Homelessness Prevention	Non-COVID	Non-COVID	COVID		
Rental Assistance					
Relocation and Stabilization Services - Financial Assistance					
Relocation and Stabilization Services - Services					
Hazard Pay <i>(unique activity)</i>					
Landlord Incentives <i>(unique activity)</i>					
Volunteer Incentives <i>(unique activity)</i>					
Training <i>(unique activity)</i>					
Homeless Prevention Expenses	0.00	0.00	0.00		
	FY2021 Annual ESG Funds for	FY2020 Annual ESG Funds for			
Rapid Re-Housing	Non-COVID	Non-COVID	COVID		
Rental Assistance	15,375.91	59,226.17			
Relocation and Stabilization Services - Financial Assistance	406.00	15,491.00			
Relocation and Stabilization Services - Services	15,466.39	16,359.00			
Hazard Pay <i>(unique activity)</i>					
Landlord Incentives <i>(unique activity)</i>					
Volunteer Incentives <i>(unique activity)</i>					
Training <i>(unique activity)</i>					
RRH Expenses	31,248.30	91,076.17	0.00		
	FY2021 Annual ESG Funds for	FY2020 Annual ESG Funds for			
Emergency Shelter	Non-COVID	Non-COVID	COVID		
Essential Services					
Operations					
Renovation					
Major Rehab					
Conversion					
Hazard Pay <i>(unique activity)</i>					
Volunteer Incentives <i>(unique activity)</i>					
Training <i>(unique activity)</i>					
Emergency Shelter Expenses	0.00	0.00	0.00		
	FY2021 Annual ESG Funds for	FY2020 Annual ESG Funds for			
Temporary Emergency Shelter	Non-COVID	Non-COVID	COVID		
Essential Services					
Operations					
Leasing existing real property or temporary structures					
Acquisition					
Renovation					

Hazard Pay *(unique activity)*Volunteer Incentives *(unique activity)*Training *(unique activity)*

Other Shelter Costs

Temporary Emergency Shelter Expenses

0.00

	FY2021 Annual ESG Funds for	FY2020 Annual ESG Funds for	
	Non-COVID	Non-COVID	COVID

Street Outreach

Essential Services

Hazard Pay *(unique activity)*Volunteer Incentives *(unique activity)*Training *(unique activity)*Handwashing Stations/Portable Bathrooms *(unique activity)***Street Outreach Expenses**

0.00

0.00

0.00

	FY2021 Annual ESG Funds for	FY2020 Annual ESG Funds for	
	Non-COVID	Non-COVID	COVID

Other ESG ExpendituresCell Phones - for persons in CoC/YHDP funded projects
*(unique activity)*Coordinated Entry COVID Enhancements *(unique activity)*Training *(unique activity)*Vaccine Incentives *(unique activity)*

HMIS

0.00

0.00

Administration

0.00

50,680.00

Other Expenses

0.00

50,680.00

0.00

	FY2021 Annual ESG Funds for	FY2020 Annual ESG Funds for	
	Non-COVID	Non-COVID	COVID

Total Expenditures

31,248.30

141,756.17

0.00

Match

31,248.30

141,756.17

Total ESG expenditures plus match

62,496.60

283,512.34

Total expenditures plus match for all years



2021 CAPER
Consolidated Annual Performance and Evaluation Report

Attachment C – 2021 HUD Form 40107-A HOME Match Report

HOME Match Report

U.S. Department of Housing and Urban Development
Office of Community Planning and Development

OMB Approval No. 2506-0171
(exp. 12/31/2012)

Part I Participant Identification

Match Contributions for Federal Fiscal Year (yyyy)	Amount
2000	100
2001	100
2002	100
2003	100
2004	100
2005	100
2006	100
2007	100
2008	100
2009	100
2010	100
2011	100
2012	100
2013	100
2014	100
2015	100
2016	100
2017	100
2018	100
2019	100
2020	100
2021	100
2022	100
2023	100
2024	100
2025	100
2026	100
2027	100
2028	100
2029	100
2030	100
2031	100
2032	100
2033	100
2034	100
2035	100
2036	100
2037	100
2038	100
2039	100
2040	100
2041	100
2042	100
2043	100
2044	100
2045	100
2046	100
2047	100
2048	100
2049	100
2050	100
2051	100
2052	100
2053	100
2054	100
2055	100
2056	100
2057	100
2058	100
2059	100
2060	100
2061	100
2062	100
2063	100
2064	100
2065	100
2066	100
2067	100
2068	100
2069	100
2070	100
2071	100
2072	100
2073	100
2074	100
2075	100
2076	100
2077	100
2078	100
2079	100
2080	100
2081	100
2082	100
2083	100
2084	100
2085	100
2086	100
2087	100
2088	100
2089	100
2090	100
2091	100
2092	100
2093	100
2094	100
2095	100
2096	100
2097	100
2098	100
2099	100

1. Participant No. (assigned by HUD)	2. Name of the Participating Jurisdiction		3. Name of Contact (person completing this report)
5. Street Address of the Participating Jurisdiction			4. Contact's Phone Number (include area code)
6. City	7. State	8. Zip Code	

Part II Fiscal Year Summary

1. Excess match from prior Federal fiscal year	\$	
2. Match contributed during current Federal fiscal year (see Part III.9.)	\$	
3. Total match available for current Federal fiscal year (line 1 + line 2)		\$
4. Match liability for current Federal fiscal year		\$
5. Excess match carried over to next Federal fiscal year (line 3 minus line 4)		\$

Part III Match Contribution for the Federal Fiscal Year

[illegible]

[illegible]

Public reporting burden for this collection of information is estimated to average 45 minutes per response, including the time for reviewing instructions, searching existing data sources, gathering and maintaining the data needed, and completing and reviewing the collection of information. This agency may not conduct or sponsor, and a person is not required to respond to, a collection of information unless that collection displays a valid OMB control number.

The HOME statute imposes a significant number of data collection and reporting requirements. This includes information on assisted properties, on the owners or tenants of the properties, and on other programmatic areas. The information will be used: 1) to assist HOME participants in managing their programs; 2) to track performance of participants in meeting fund commitment and expenditure deadlines; 3) to permit HUD to determine whether each participant meets the HOME statutory income targeting and affordability requirements; and 4) to permit HUD to determine compliance with other statutory and regulatory program requirements. This data collection is authorized under Title II of the Cranston-Gonzalez National Affordable Housing Act or related authorities. Access to Federal grant funds is contingent on the reporting of certain project-specific data elements. Records of information collected will be maintained by the recipients of the assistance. Information on activities and expenditures of grant funds is public information and is generally available for disclosure. Recipients are responsible for ensuring confidentiality when public disclosure is not required.

Instructions for the HOME Match Report

Applicability:

The HOME Match Report is part of the HOME APR and must be filled out by every participating jurisdiction that incurred a match liability. Match liability occurs when FY 1993 funds (or subsequent year funds) are drawn down from the U.S. Treasury for HOME projects. A Participating Jurisdiction (PJ) may start counting match contributions as of the beginning of Federal Fiscal Year 1993 (October 1, 1992). A jurisdiction not required to submit this report, either because it did not incur any match or because it had a full match reduction, may submit a HOME Match Report if it wishes. The match would count as excess match that is carried over to subsequent years. The match reported on this form must have been contributed during the reporting period (between October 1 and September 30).

Timing:

This form is to be submitted as part of the HOME APR on or before December 31. The original is sent to the HUD Field Office. One copy is sent to the

Office of Affordable Housing Programs, CGHF
Room 7176, HUD, 451 7th Street, S.W.
Washington, D.C. 20410.

The participating jurisdiction also keeps a copy.

Instructions for Part II:

1. **Excess match from prior Federal fiscal year:** Excess match carried over from prior Federal fiscal year.
2. **Match contributed during current Federal fiscal year:** The total amount of match contributions for all projects listed under Part III in column 9 for the Federal fiscal year.

3. **Total match available for current Federal fiscal year:** The sum of excess match carried over from the prior Federal fiscal year (Part II, line 1) and the total match contribution for the current Federal fiscal year (Part II, line 2). This sum is the total match available for the Federal fiscal year.

4. **Match liability for current Federal fiscal year:** The amount of match liability is available from HUD and is provided periodically to PJs. The match must be provided in the current year. The amount of match that must be provided is based on the amount of HOME funds drawn from the U.S. Treasury for HOME projects. The amount of match required equals 25% of the amount drawn down for HOME projects during the Federal fiscal year. Excess match may be carried over and used to meet match liability for subsequent years (see Part II line 5). Funds drawn down for administrative costs, CHDO operating expenses, and CHDO capacity building do not have to be matched. Funds drawn down for CHDO seed money and/or technical assistance loans do not have to be matched if the project does not go forward. A jurisdiction is allowed to get a partial reduction (50%) of match if it meets one of two statutory distress criteria, indicating "fiscal distress," or else a full reduction (100%) of match if it meets both criteria, indicating "severe fiscal distress." The two criteria are poverty rate (must be equal to or greater than 125% of the average national family poverty rate to qualify for a reduction) and per capita income (must be less than 75% of the national average per capita income to qualify for a reduction). In addition, a jurisdiction can get a full reduction if it is declared a disaster area under the Robert T. Stafford Disaster Relief and Emergency Act.

5. **Excess match carried over to next Federal fiscal year:** The total match available for the current Federal fiscal year (Part II, line 3) minus the match liability for the current Federal fiscal year (Part II, line 4). Excess match may be carried over and applied to future HOME project match liability.

Instructions for Part III:

1. **Project No. or Other ID:** "Project number" is assigned by the C/MI System when the PJ makes a project setup call. These projects involve at least some Treasury funds. If the HOME project does not involve Treasury funds, it must be identified with "other ID" as follows: the fiscal year (last two digits only), followed by a number (starting from "01" for the first non-Treasury-funded project of the fiscal year), and then at least one of the following abbreviations: "SF" for project using shortfall funds, "PI" for projects using program income, and "NON" for non-HOME-assisted affordable housing. Example: 93.01.SF, 93.02.PI, 93.03.NON, etc.

Shortfall funds are non-HOME funds used to make up the difference between the participation threshold and the amount of HOME funds allocated to the PJ; the participation threshold requirement applies only in the PJ's first year of eligibility. [§92.102]

Program income (also called "repayment income") is any return on the investment of HOME funds. This income must be deposited in the jurisdiction's HOME account to be used for HOME projects. [§92.503(b)]

Non-HOME-assisted affordable housing is investment in housing not assisted by HOME funds that would qualify as “affordable housing” under the HOME Program definitions. “NON” funds must be contributed to a specific project; it is not sufficient to make a contribution to an entity engaged in developing affordable housing. [§92.219(b)]

2. **Date of Contribution:** Enter the date of contribution. Multiple entries may be made on a single line as long as the contributions were made during the current fiscal year. In such cases, if the contributions were made at different dates during the year, enter the date of the last contribution.
3. **Cash:** Cash contributions from non-Federal resources. This means the funds are contributed permanently to the HOME Program regardless of the form of investment the jurisdiction provides to a project. Therefore all repayment, interest, or other return on investment of the contribution must be deposited in the PJ’s HOME account to be used for HOME projects. The PJ, non-Federal public entities (State/local governments), private entities, and individuals can make contributions. The grant equivalent of a below-market interest rate loan to the project is eligible when the loan is not repayable to the PJ’s HOME account. [§92.220(a)(1)] In addition, a cash contribution can count as match if it is used for eligible costs defined under §92.206 (except administrative costs and CHDO operating expenses) or under §92.209, or for the following non-eligible costs: the value of non-Federal funds used to remove and relocate ECHO units to accommodate eligible tenants, a project reserve account for replacements, a project reserve account for unanticipated increases in operating costs, operating subsidies, or costs relating to the portion of a mixed-income or mixed-use project not related to the affordable housing units. [§92.219(c)]
4. **Foregone Taxes, Fees, Charges:** Taxes, fees, and charges that are normally and customarily charged but have been waived, foregone, or deferred in a manner that achieves affordability of the HOME-assisted housing. This includes State tax credits for low-income housing development. The amount of real estate taxes may be based on the

post-improvement property value. For those taxes, fees, or charges given for future years, the value is the present discounted cash value. [§92.220(a)(2)]

5. **Appraised Land/Real Property:** The appraised value, before the HOME assistance is provided and minus any debt burden, lien, or other encumbrance, of land or other real property, not acquired with Federal resources. The appraisal must be made by an independent, certified appraiser. [§92.220(a)(3)]
6. **Required Infrastructure:** The cost of investment, not made with Federal resources, in on-site and off-site infrastructure directly required for HOME-assisted affordable housing. The infrastructure must have been completed no earlier than 12 months before HOME funds were committed. [§92.220(a)(4)]
7. **Site preparation, Construction materials, Donated labor:** The reasonable value of any site-preparation and construction materials, not acquired with Federal resources, and any donated or voluntary labor (see §92.354(b)) in connection with the site-preparation for, or construction or rehabilitation of, affordable housing. The value of site-preparation and construction materials is determined in accordance with the PJ’s cost estimate procedures. The value of donated or voluntary labor is determined by a single rate (“labor rate”) to be published annually in the Notice Of Funding Availability (NOFA) for the HOME Program. [§92.220(6)]
8. **Bond Financing:** Multifamily and single-family project bond financing must be validly issued by a State or local government (or an agency, instrumentality, or political subdivision thereof). 50% of a loan from bond proceeds made to a multifamily affordable housing project owner can count as match. 25% of a loan from bond proceeds made to a single-family affordable housing project owner can count as match. Loans from all bond proceeds, including excess bond match from prior years, may not exceed 25% of a PJ’s total annual match contribution. [§92.220(a)(5)] The amount in excess of the 25% cap for bonds may carry over, and the excess will count as part of the statutory limit of up to 25% per year. Requirements regarding

bond financing as an eligible source of match will be available upon publication of the implementing regulation early in FY 1994.

9. **Total Match:** Total of items 3 through 8. This is the total match contribution for each project identified in item 1.

Ineligible forms of match include:

1. Contributions made with or derived from Federal resources e.g. CDBG funds [§92.220(b)(1)]
2. Interest rate subsidy attributable to the Federal tax-exemption on financing or the value attributable to Federal tax credits [§92.220(b)(2)]
3. Contributions from builders, contractors or investors, including owner equity, involved with HOME-assisted projects. [§92.220(b)(3)]
4. Sweat equity [§92.220(b)(4)]
5. Contributions from applicants/recipients of HOME assistance [§92.220(b)(5)]
6. Fees/charges that are associated with the HOME Program only, rather than normally and customarily charged on all transactions or projects [§92.220(a)(2)]
7. Administrative costs



2021 CAPER
Consolidated Annual Performance and Evaluation Report

Attachment D – 2021 HUD Form 2516 Contract and Subcontract Activity

Contract and Subcontract Activity

U.S. Department of Housing and Urban Development

Public reporting burden for this collection of information is estimated to average .5 hours per response, including the time for reviewing instructions, searching existing data sources, gathering and maintaining the data needed, and completing and reviewing the collection of information. The Information is voluntary. HUD may not collect this information, and you are not required to complete this form, unless it displays a currently valid OMB Control Number.

Executive Orders dated July 14, 1983, directs the Minority Business Development Plans shall be developed by each Federal Agency and the these annual plans shall establish minority business development objectives. The information is used by HUD to monitor and evaluate MBE activities against the total program activity and the designated minority business enterprise (MBE) goals. The Department requires the information to provide guidance and oversight for programs for the development of minority business enterprise concerning Minority Business Development. If the information is not collected HUD would not be able to establish meaningful MBE goals nor evaluate MBE performance against these goals.

Privacy Act Notice = The United States Department of Housing and Urban Development, Federal Housing Administration, is authorized to solicit the Information requested in this form by virtue of Title 12, United States Code, Section 1701 et seq., and regulation. It will not be disclosed or relesed outside the United States Department of Housing and Urban Development without your consen tn, except as required or permitted by Law.

1. GRANTEE NAME CITY OF CINCINNATI				2. Location CINCINNATI OH 45202				Date Submitted: April 15, 2021							
3a. CONTACT PERSON: Markisea Carter			3b. PHONE: (513) 352-1953			4. SEMI-ANNUAL REPORTING (Check One) XX OCT 2020 - MAR 2021 APR - SEP									
1. Grantee/Project Owner/Developer/Sponsor/Builder/Agency Grant/Project Number or HUD Case Number or other identification of property, subdivision, dwelling unit, etc. 7a.		Developer/Sponsor/Builder/Agency Amount of Contract or Subcontract 7b.	Builder/Agency Type of Trade Code (See below) 7c.	Contractor or Subcontractor Business Racial/Ethnic (See below) 7d.	3b. Phone Number (Including Area Code) Woman Owned Business (Yes or No) 7e. Prime Contractor Identification (ID) Number 7f.		4. Reporting Period Sec. 3 7g. Subcontractor Identification (ID) Number 7h. Sec. 3 7i.		Contractor/Subcontractor Name and Address 7j.						
										Name	Street	City	State	Zip	
B-20-MW-39-0003		\$40,000.00	0	2	No	316059934	No			Addiction Services Council	2828 Vernon	Cincinnati	Ohio	45219	
B-17-MC-39-0003		\$70,000.00	2	1	No	310866519	No			Camp Washington Community Board	2951 Sidney Avenue	Cincinnati	Ohio	45225	
B-20-MW-39-0003		\$40,000.00	6	1	No	311210524	No			Caracole	4138 Hamilton	Cincinnati	Ohio	45223	
B-20-MW-39-0003		\$48,000.00	6	1	No	310536968	No			Catholic Charities of Southwestern Ohio	7162 Reading Ste 604	Cincinnati	Ohio	45237	
B-20-MW-39-0003		\$60,000.00	6	1	No	310536968	No			Catholic Charities of Southwestern Ohio	7162 Reading Ste 604	Cincinnati	Ohio	45237	
B-20-MW-39-0003		\$70,000.00	6	1	No	310792742	No			Center for Addiction Treatment	830 Ezzard Charles	Cincinnati	Ohio	45214	
B-20-MW-39-0003		\$750,000.00	6	1	No	200902286	No			Center for Closing the Health Gap	3120 Burnet	Cincinnati	Ohio	45229	
B-20-MW-39-0003		\$40,000.00	6	1	No	884703257	No			Center for Employment Opportunities	50 Broadway Suite 1604	New York	New York	10004	
B-20-MW-39-0003		\$40,000.00	6	1	No	202544994	No			Center for Respite Care	1615 Republic	Cincinnati	Ohio	45202	
B-17-MC-39-0003		\$510,000.00	2	1	No	830439252	No			Cincinnati Northside Communit Urban Redevelopment	1546 Knowlton	Cincinnati	Ohio	45223	
B-20-MW-39-0003		\$40,000.00	6	1	No	310536655	No			Cincinnati Union Bethel	2402 Reading	Cincinnati	Ohio	45202	
B-20-MW-39-0003		\$40,000.00	6	1	No	310536655	No			Cincinnati Union Bethel	2401 Reading	Cincinnati	Ohio	45202	
B-20-MW-39-0003		\$250,000.00	8	2	No	311656186	No			Cincinnati Works	708 Walnut	Cincinnati	Ohio	45202	
B-19-MC-39-0003		\$332,352.94	8	2	No	311656186	No			Cincinnati Works	708 Walnut	Cincinnati	Ohio	45202	
B-20-MW-39-0003		\$106,000.00	6	1	No	311656186	No			Cincinnati Works	708 Walnut 2nd Floor	Cincinnati	Ohio	45202	
B-20-MW-39-0003		\$86,000.00	6	1	No	311204406	No			Cincinnati Youth Collaborative	301 Oak Street	Cincinnati	Ohio	45219	
7c: Type of Trade Codes: 7d: Racial/Ethnic Codes:															
CPD: Housing/Public Housing: 1 = White Americans 5 = Section 202															
1 = New Construction 1 = New Construction 6 = Professional 2 = Black Americans 6 = HUD-Held (Management)															
2 = Education/Training 2 = Substantial Rehab. 7 = Tenant Services 3 = Native Americans 7 = Public/India Housing															
3 = Other 3 = Repair 8 = Education/Training 4 = Hispanic Americans 8 = Section 811															
4 = Service 9 = Arch./Engrg. Appraisal 5 = Asian/Pacific Americans															
5 = Project Mangt. 0 = Other 6 = Hasidic Jews															
Previous editions are obsolete. form HUD-2516 (8/98)															

Contract and Subcontract Activity

U.S. Department of Housing and Urban Development

Public reporting burden for this collection of information is estimated to average .5 hours per response, including the time for reviewing instructions, searching existing data sources, gathering and maintaining the data needed, and completing and reviewing the collection of information. The Information is voluntary. HUD may not collect this information, and you are not required to complete this form, unless it displays a currently valid OMB Control Number.

Executive Orders dated July 14, 1983, directs the Minority Business Development Plans shall be developed by each Federal Agency and the these annual plans shall establish minority business development objectives. The information is used by HUD to monitor and evaluate MBE activities against the total program activity and the designated minority business enterprise (MBE) goals. The Department requires the information to provide guidance and oversight for programs for the development of minority business enterprise concerning Minority Business Development. If the information is not collected HUD would not be able to establish meaningful MBE goals nor evaluate MBE performance against these goals.

Privacy Act Notice = The United States Department of Housing and Urban Development, Federal Housing Administration, is authorized to solicit the Information requested in this form by virtue of Title 12, United States Code, Section 1701 et seq., and regulation. It will not be disclosed or relesed outside the United States Department of Housing and Urban Development without your consen tn, except as required or permitted by Law.

1. GRANTEE NAME CITY OF CINCINNATI				2. Location CINCINNATI OH 45202				Date Submitted: April 15, 2021																							
3a. CONTACT PERSON: Markisea Carter			3b. PHONE: (513) 352-1953			4. SEMI-ANNUAL REPORTING (Check One) XX OCT 2020 - MAR 2021 APR - SEP																									
1. Grantee/Project Owner/Developer/Sponsor/Builder/Agency		Contractor or Subcontractor Business Racial/Ethnic (See below) 7d.		3b. Phone Number (Including Area Code) Woman Owned Business (Yes or No) 7e.		Prime Contractor Identification (ID) Number 7f.		4. Reporting Period Sec. 3 7g.		Subcontractor Identification (ID) Number 7h.		Sec. 3 7i.		Contractor/Subcontractor Name and Address 7j.																	
Grant/Project Number or HUD Case Number or other identification of property, subdivision, dwelling unit, etc. 7a.		Amount of Contract or Subcontract 7b.		Type of Trade Code (See below) 7c.																											
B-20-MW-39-0003		\$40,000.00		6		1		No		316053035		No		Cincinnati-Hamilton County Communit Action Agency 1740 Langdon Farm Cincinnati Ohio 45237																	
B-19-MC-39-0003		\$150,214.52		8		1		No		316053035		No		Cincinnati-Hamilton County Communit Action Agency 1740 Langdon Farm Cincinnati Ohio 45237																	
B-20-MW-39-0003		\$60,000.00		6		1		No		310537044		No		Cincy Smiles Foundation 625 W 7th STE 405 Cincinnati Ohio 45203																	
B-20-MW-39-0003		\$80,000.00		6		1		No		310538515		No		City Gospel Mission 1805 Dalton Cincinnati Ohio 45214																	
B-20-MW-39-0003		\$40,000.00		6		1		No		310538515		No		City Gospel Mission 1805 Dalton Cincinnati Ohio 45214																	
B-14-MC-39-0003		\$0.00		2		1		No		814703301		No		College Hill CURC 6107 Hamilton Cincinnati Ohio 45224																	
B-20-MW-39-0003		\$40,000.00		6		1		No		471191643		No		Community Matters 2110 St Michael Cincinnati Ohio 45214																	
B-20-MW-39-0003		\$40,000.00		6		1		No		310823634		No		Comprehensive Community Child Care for Children 2100 Sherman Suite 300 Cincinnati Ohio 45212																	
B-20-MC-39-0003		\$100,000.00		6		1		No		311740317		No		Corporation for Findlay Market 1719 Elm Cincinnati Ohio 45202																	
B-20-MW-39-0003		\$75,000.00		6		1		No		311401294		No		Downtown Cincinnati, LLC 1203 Walnut Cincinnati Ohio 45202																	
B-20-MW-39-0003		\$40,000.00		6		1		No		311640182		No		Dress for Success 205 West Fourth Cincinnati Ohio 45202																	
B-19-MC-39-0003		\$110,000.00		8		1		No		310873433		No		Easter Seals Tristate 2901 Gilbert Cincinnati Ohio 45206																	
B-20-MW-39-0003		\$40,000.00		6		1		No		310873433		No		Easter State tristate 2901 Gilbert Cincinnati Ohio 45206																	
B-20-MW-39-0003		\$80,000.00		6		1		No		311328492		No		First Step Home 2203 Fulton Cincinnati Ohio 45206																	
B-19-MC-39-0003		\$310,584.57		8		1		No		237122205		No		Freestore Foodbank 1141 Central Parkway Cincinnati Ohio 45203																	
B-20-MW-39-0003		\$100,000.00		0		2		No		237122205		No		Freestore Foodbank 1141 Central Parkway Cincinnati Ohio 45202																	
7c: Type of Trade Codes:																7d: Racial/Ethnic Codes:															
CPD: Housing/Public Housing:																5 = Section 202															
1 = New Construction																6 = HUD-Held (Management)															
2 = Education/Training																7 = Public/India Housing															
3 = Other																8 = Section 811															
1 = New Construction																1 = White Americans															
2 = Substantial Rehab.																2 = Black Americans															
3 = Repair																3 = Native Americans															
4 = Service																4 = Hispanic Americans															
5 = Project Mangt.																5 = Asian/Pacific Americans															
																6 = Hasidic Jews															
Previous editions are obsolete.																form HUD-2516 (8/98)															

Contract and Subcontract Activity

U.S. Department of Housing and Urban Development

Public reporting burden for this collection of information is estimated to average .5 hours per response, including the time for reviewing instructions, searching existing data sources, gathering and maintaining the data needed, and completing and reviewing the collection of information. The Information is voluntary. HUD may not collect this information, and you are not required to complete this form, unless it displays a currently valid OMB Control Number.

Executive Orders dated July 14, 1983, directs the Minority Business Development Plans shall be developed by each Federal Agency and the these annual plans shall establish minority business development objectives. The information is used by HUD to monitor and evaluate MBE activities against the total program activity and the designated minority business enterprise (MBE) goals. The Department requires the information to provide guidance and oversight for programs for the development of minority business enterprise concerning Minority Business Development. If the information is not collected HUD would not be able to establish meaningful MBE goals nor evaluate MBE performance against these goals.

Privacy Act Notice = The United States Department of Housing and Urban Development, Federal Housing Administration, is authorized to solicit the Information requested in this form by virtue of Title 12, United States Code, Section 1701 et seq., and regulation. It will not be disclosed or relesed outside the United States Department of Housing and Urban Development without your consen tn, except as required or permitted by Law.

1. GRANTEE NAME CITY OF CINCINNATI				2. Location CINCINNATI OH 45202				Date Submitted: April 15, 2021																					
3a. CONTACT PERSON: Markisea Carter				3b. PHONE: (513) 352-1953				4. SEMI-ANNUAL REPORTING (Check One) XX OCT 2020 - MAR 2021 APR - SEP																					
1. Grantee/Project Owner/Developer/Sponsor/Grant/Project Number or HUD Case Number or other identification of property, subdivision, dwelling unit, etc. 7a.		Developer/Sponsor/Builder/Agency Amount of Contract or Subcontract 7b.		Type of Trade Code (See below) 7c.		Contractor or Subcontractor Business Racial/Ethnic (See below) 7d.		3b. Phone Number (Including Area Code) Woman Owned Business (Yes or No) 7e.		Prime Contractor Identification (ID) Number 7f.		4. Reporting Period Sec. 3 7g.		Subcontractor Identification (ID) Number 7h.		Sec. 3 7i.		Contractor/Subcontractor Name and Address 7j.											
																		Name		Street		City		State		Zip			
B-20-MW-39-0003		\$125,000.00		6		1		No		237122205		No								Freestore Foodbank		1141 Central Parkway		Cincinnati		Ohio		45203	
B-20-MW-39-0003		\$40,000.00		6		1		No		311399871		No								GLAD House		1994 Madison		Cincinnati		Ohio		45208	
B-20-MW-39-0003		\$65,000.00		6		1		No		310802647		No								Greater Cincinnati Behavioral Health Services		1501 Madison FL 2		Cincinnati		Ohio		45206	
B-16-MC-39-0003		\$612.37		6		2		No		311595820		No								Greater Cincinnati Microenterprise Initiative		1740 Langdon Farm		Cincinnati		Ohio		45237	
B-18-MC-39-0003		\$60,901.38		6		2		No		311595820		No								Greater Cincinnati Microenterprise Initiative		1740 Langdon Farm		Cincinnati		Ohio		45237	
B-19-MC-39-0003		\$100,000.00		6		2		No		311595820		No								Greater Cincinnati Microenterprise Initiative		1740 Langdon Farm		Cincinnati		Ohio		45237	
B-20-MC-39-0003		\$88,486.25		6		2		No		311595820		No								Greater Cincinnati Microenterprise Initiative		1740 Langdon Farm		Cincinnati		Ohio		45237	
B-16-MC-39-0003		\$79,795.00		2		1		No		454552306		No								Hamilton County Land Reutilization Corporation		3 East Fourth Suite 300		Cincinnati		Ohio		45202	
B-17-MC-39-0003		\$24,435.00		2		1		No		454552306		No								Hamilton County Land Reutilization Corporation		3 East Fourth Suite 300		Cincinnati		Ohio		45202	
B-20-MC-39-0003		\$300,000.00		6		1		No		310973498		No								Homebase Cincinnati		151 West 4th		Cincinnati		Ohio		45202	
M-20-MC-39-0213		\$140,848.00		6		1		No		310973498		No								Homebase Cincinnati		151 West 4th		Cincinnati		Ohio		45202	
B-20-MC-39-0003		\$165,000.00		6		2		No		316062015		No								Housing Opportunities Made Equal		2400 Reading		Cincinnati		Ohio		45202	
B-20-MC-39-0003		\$168,453.41		8		2		No		311059137		No								IKRON		2347 Vine		Cincinnati		Ohio		45219	
B-20-MW-39-0003		\$50,000.00		0		2		No		822744813		No								Immigrant and Refugee Law Center		PO Box 27012		Cincinnati		Ohio		45227	
B-20-MW-39-0003		\$40,000.00		6		1		No		310536673		No								Legal Aid Society of Greater Cincinnati		215 East Ninth		Cincinnati		Ohio		45202	
B-18-MC-39-0003		\$904.62		6		1		No		310536673		No								Legal Aid Society of Greater Cincinnati		215 East Ninth		Cincinnati		Ohio		45202	
<div>7c: Type of Trade Codes:7d: Racial/Ethnic Codes:</div> <div><div><div>CPD:</div><div>1 = New Construction</div><div>2 = Education/Training</div><div>3 = Other</div></div><div><div>Housing/Public Housing:</div><div>1 = New Construction</div><div>2 = Substantial Rehab.</div><div>3 = Repair</div><div>4 = Service</div><div>5 = Project Mangt.</div></div><div><div>6 = Professional</div><div>7 = Tenant Services</div><div>8 = Education/Training</div><div>9 = Arch./Engrg. Appraisal</div><div>0 = Other</div></div><div><div>1 = White Americans</div><div>2 = Black Americans</div><div>3 = Native Americans</div><div>4 = Hispanic Americans</div><div>5 = Asian/Pacific Americans</div><div>6 = Hasidic Jews</div></div><div><div>5 = Section 202</div><div>6 = HUD-Held (Management)</div><div>7 = Public/India Housing</div><div>8 = Section 811</div></div></div>																													
Previous editions are obsolete.																													
form HUD-2516 (8/98)																													

Contract and Subcontract Activity

U.S. Department of Housing and Urban Development

Public reporting burden for this collection of information is estimated to average .5 hours per response, including the time for reviewing instructions, searching existing data sources, gathering and maintaining the data needed, and completing and reviewing the collection of information. The Information is voluntary. HUD may not collect this information, and you are not required to complete this form, unless it displays a currently valid OMB Control Number.

Executive Orders dated July 14, 1983, directs the Minority Business Development Plans shall be developed by each Federal Agency and the these annual plans shall establish minority business development objectives. The information is used by HUD to monitor and evaluate MBE activities against the total program activity and the designated minority business enterprise (MBE) goals. The Department requires the information to provide guidance and oversight for programs for the development of minority business enterprise concerning Minority Business Development. If the information is not collected HUD would not be able to establish meaningful MBE goals nor evaluate MBE performance against these goals.

Privacy Act Notice = The United States Department of Housing and Urban Development, Federal Housing Administration, is authorized to solicit the Information requested in this form by virtue of Title 12, United States Code, Section 1701 et seq., and regulation. It will not be disclosed or relesed outside the United States Department of Housing and Urban Development without your consen tn, except as required or permitted by Law.

1. GRANTEE NAME CITY OF CINCINNATI				2. Location CINCINNATI OH 45202				Date Submitted: April 15, 2021																							
3a. CONTACT PERSON: Markisea Carter			3b. PHONE: (513) 352-1953			4. SEMI-ANNUAL REPORTING (Check One) XX OCT 2020 - MAR 2021 APR - SEP																									
1. Grantee/Project Owner/Developer/Sponsor/Grant/Project Number or HUD Case Number or other identification of property, subdivision, dwelling unit, etc. 7a.		Amount of Contract or Subcontact 7b.	Builder/Agency Type of Trade Code (See below) 7c.	Contractor or Subcontractor Business Racial/Ethnic (See below) 7d.	3b. Phone Number (Including Area Code) Woman Owned Business (Yes or No) 7e. Prime Contractor Identification (ID) Number 7f.		4. Reporting Period Sec. 3 7g.		Subcontractor Identification (ID) Number 7h.	Sec. 3 7i.	Contractor/Subcontractor Name and Address 7j.																				
												Name	Street	City	State	Zip															
B-19-MC-39-0003		\$47,585.11	6	1	No	310536673		No			Legal Aid Society of Greater Cincinnati	215 East Ninth	Cincinnati	Ohio	45202																
B-20-MC-39-0003		\$18,510.27	6	1	No	310536673		No			Legal Aid Society of Greater Cincinnati	215 East Ninth	Cincinnati	Ohio	45202																
B-20-MC-39-0003		\$165,500.00	6	1	No	310536673		No			Legal Aid Society of Greater Cincinnati	215 East Ninth	Cincinnati	Ohio	45202																
B-20-MW-39-0003		\$40,000.00	6	1	No	310536673		No			Legal Aid Society of Greater Cincinnati	215 East Ninth	Cincinnati	Ohio	45202																
B-20-MC-39-0003		\$225,000.00	6	1	No	310536673		No			Legal Aid Society of Greater Cincinnati	215 E 9th Suite 601	Cincinnati	Ohio	45202																
B-20-MW-39-0003		\$40,000.00	6	1	No	311218223		No			Madisonville Education and Assistance Center	4600 Erie	Cincinnati	Ohio	45227																
B-20-MC-39-0003		\$150,000.00	3	1	No	275158998		No			Max Construction	2160 Kindel	Cincinnati	Ohio	45214																
B-19-MC-39-0003		\$122,962.68	8	2	No	311376693		No			Mercy Neighborhood Ministries	1602 Madison	Cincinnati	Ohio	45206																
B-20-MW-39-0003		\$48,000.00	6	1	No	311376693		No			Mercy Neighborhood Ministries	1602 Madison	Cincinnati	Ohio	45206																
B-20-MW-39-0003		\$40,000.00	6	1	No	311376693		No			Mercy Neighborhood Ministries	1602 Madison	Cincinnati	Ohio	45206																
B-20-MW-39-0003		\$40,000.00	6	1	No	311376693		No			Mercy Neighborhood Ministries	1602 Madison	Cincinnati	Ohio	45206																
B-20-MW-39-0003		\$40,000.00	6	1	No	059683822		No			Neighborhood Allies	1811 Mehmert	Cincinnati	Ohio	45223																
B-20-MW-39-0003		\$75,000.00	6	1	No	310536684		No			Ohio Humane Society dba Families Forward	2400 Reading	Cincinnati	Ohio	45202																
B-20-MW-39-0003		\$40,000.00	6	1	No	311319172		No			Ohio Policy and Justice Center	215 E 9th Suite 601	Cincinnati	Ohio	45202																
B-20-MC-39-0003		\$1,288,000.00	3	1	No	310859104		No			People Working Cooperatively	4612 Paddock	Cincinnati	Ohio	45227																
B-19-MC-39-0003		\$112,000.00	6	1	No	310859104		No			People Working Cooperatively	4912 Paddock	Cincinnati	Ohio	45229																
7c: Type of Trade Codes:																7d: Racial/Ethnic Codes:															
CPD: Housing/Public Housing:																5 = Section 202															
1 = New Construction																6 = HUD-Held (Management)															
2 = Education/Training																7 = Public/India Housing															
3 = Other																8 = Section 811															
4 = Service																															
5 = Project Mangt.																															
6 = Professional																															
7 = Tenant Services																															
8 = Education/Training																															
9 = Arch./Engrg. Appraisal																															
0 = Other																															
1 = White Americans																															
2 = Black Americans																															
3 = Native Americans																															
4 = Hispanic Americans																															
5 = Asian/Pacific Americans																															
6 = Hasidic Jews																															
Previous editions are obsolete.																form HUD-2516 (8/98)															

Contract and Subcontract Activity

U.S. Department of Housing and Urban Development

Public reporting burden for this collection of information is estimated to average .5 hours per response, including the time for reviewing instructions, searching existing data sources, gathering and maintaining the data needed, and completing and reviewing the collection of information. The Information is voluntary. HUD may not collect this information, and you are not required to complete this form, unless it displays a currently valid OMB Control Number.

Executive Orders dated July 14, 1983, directs the Minority Business Development Plans shall be developed by each Federal Agency and the these annual plans shall establish minority business development objectives. The information is used by HUD to monitor and evaluate MBE activities against the total program activity and the designated minority business enterprise (MBE) goals. The Department requires the information to provide guidance and oversight for programs for the development of minority business enterprise concerning Minority Business Development. If the information is not collected HUD would not be able to establish meaningful MBE goals nor evaluate MBE performance against these goals.

Privacy Act Notice = The United States Department of Housing and Urban Development, Federal Housing Administration, is authorized to solicit the Information requested in this form by virtue of Title 12, United States Code, Section 1701 et seq., and regulation. It will not be disclosed or relesed outside the United States Department of Housing and Urban Development without your consen tn, except as required or permitted by Law.

1. GRANTEE NAME CITY OF CINCINNATI				2. Location CINCINNATI OH 45202				Date Submitted: April 15, 2021								
3a. CONTACT PERSON: Markisea Carter			3b. PHONE: (513) 352-1953			4. SEMI-ANNUAL REPORTING (Check One) XX OCT 2020 - MAR 2021 APR - SEP										
1. Grantee/Project Owner/Developer/Sponsor/Grant/Project Number or HUD Case Number or other identification of property, subdivision, dwelling unit, etc. 7a.		Developer/Sponsor/Amount of Contract or Subcontact 7b.	Builder/Agency/Type of Trade Code (See below) 7c.	Contractor or Subcontractor Business Racial/Ethnic (See below) 7d.	3b. Phone Number (Including Area Code) Woman Owned Business (Yes or No) 7e. Prime Contractor Identification (ID) Number 7f.		4. Reporting Period Sec. 3 7g. Subcontractor Identification (ID) Number 7h. Sec. 3 7i.		Contractor/Subcontractor Name and Address 7j.							
									Name		Street		City		State	Zip
B-20-MW-39-0003		\$48,000.00	6	1	No	310859104		No	People Working Cooperatively		4612 Paddock		Cincinnati		Ohio	45229
B-19-MC-39-0003		\$986,877.08	2	1	No	310859104		No	PEOPLE WORKING COOPERATIVELY		4812 Paddock		Cincinnati		Ohio	45227
B-19-MC-39-0003		\$81,780.25	2	1	No	310859104		No	PEOPLE WORKING COOPERATIVELY		4812 Paddock		Cincinnati		Ohio	45227
B-20-MW-39-0003		\$100,000.00	0	2	No	043252955		No	Per Scholas		804 E 138th 2nd Floor		Bronx		New York	10454
B-20-MW-39-0003		\$40,000.00	6	1	No	311367071		No	Power Inspires Progress		727 Ezzard Charles		Cincinnati		Ohio	45203
B-20-MW-39-0003		\$40,000.00	6	1	No	311474841		No	Prevention First!		2100 Sherman Suite 102		Cincinnati		Ohio	45212
B-17-MC-39-0003		\$44,150.55	2	1	No	201452663		No	PRICE HILL WILL		3301 Price		Cincinnati		Ohio	45205
B-17-MC-39-0003		\$58,697.65	2	1	No	201452663		No	PRICE HILL WILL		3301 Price		Cincinnati		Ohio	45205
B-20-MW-39-0003		\$40,000.00	6	1	No	310887471		No	Pro Seniors		7162 Reading Ste 1150		Cincinnati		Ohio	45237
B-20-MW-39-0003		\$40,000.00	6	1	No	310537141		No	Santa Maria Community Servcies		617 Steiner		Cincinnati		Ohio	45204
B-20-MW-39-0003		\$80,000.00	6	1	No	310537141		No	Santa Maria Community Servcies		617 Steiner		Cincinnati		Ohio	45204
B-20-MW-39-0003		\$100,000.00	6	1	No	310537141		No	Santa Maria Community Services		617 Steiner		Cincinnati		Ohio	45204
B-16-MC-39-0003		\$25,750.00	2	1	No	312438611		No	South Block Properties, LTD		1718 Blue Rock		Cincinnati		Ohio	45223
B-20-MW-39-0003		\$40,000.00	6	1	No	011551319		No	St Vincent De Paul Particular Council of Cincinnati		1125 Bank		Cincinnati		Ohio	45214
E-20-MW-39-0003		\$2,576,200.00	6	1	No	208286347		No	Strategies To End Homelessness		2368 Victory Parkway Suite 699		Cincinnati		Ohio	45206
E-20-MW-39-0003		\$3,000,000.00	6	1	No	208286347		No	Strategies To End Homelessness		2368 Victory Parkway Suite 699		Cincinnati		Ohio	45206
<div><div>7c: Type of Trade Codes:</div><div>7d: Racial/Ethnic Codes:</div></div>																
<div><div>CPD:</div><div>Housing/Public Housing:</div></div>																
1 = New Construction		1 = New Construction		6 = Professional		1 = White Americans		2 = Black Americans		5 = Section 202						
2 = Education/Training		2 = Substantial Rehab.		7 = Tenant Services		3 = Native Americans		4 = Hispanic Americans		6 = HUD-Held (Management)						
3 = Other		3 = Repair		8 = Education/Training		5 = Asian/Pacific Americans		6 = Hasidic Jews		7 = Public/India Housing						
		4 = Service		9 = Arch./Engrg. Appraisal						8 = Section 811						
		5 = Project Mangt.		0 = Other												
Previous editions are obsolete.																
form HUD-2516 (8/98)																

Contract and Subcontract Activity

U.S. Department of Housing and Urban Development

Public reporting burden for this collection of information is estimated to average .5 hours per response, including the time for reviewing instructions, searching existing data sources, gathering and maintaining the data needed, and completing and reviewing the collection of information. The Information is voluntary. HUD may not collect this information, and you are not required to complete this form, unless it displays a currently valid OMB Control Number.

Executive Orders dated July 14, 1983, directs the Minority Business Development Plans shall be developed by each Federal Agency and the these annual plans shall establish minority business development objectives. The information is used by HUD to monitor and evaluate MBE activities against the total program activity and the designated minority business enterprise (MBE) goals. The Department requires the information to provide guidance and oversight for programs for the development of minority business enterprise concerning Minority Business Development. If the information is not collected HUD would not be able to establish meaningful MBE goals nor evaluate MBE performance against these goals.

Privacy Act Notice = The United States Department of Housing and Urban Development, Federal Housing Administration, is authorized to solicit the Information requested in this form by virtue of Title 12, United States Code, Section 1701 et seq., and regulation. It will not be disclosed or relesed outside the United States Department of Housing and Urban Development without your consen tn, except as required or permitted by Law.

1. GRANTEE NAME CITY OF CINCINNATI				2. Location CINCINNATI OH 45202				Date Submitted: April 15, 2021										
3a. CONTACT PERSON: Markisea Carter				3b. PHONE: (513) 352-1953				4. SEMI-ANNUAL REPORTING (Check One) XX OCT 2020 - MAR 2021 APR - SEP										
1. Grantee/Project Owner/Developer/Sponsor/Grant/Project Number or HUD Case Number or other identification of property, subdivision, dwelling unit, etc. 7a.		Developer/Sponsor/Amount of Contract or Subcontract 7b.	Builder/Agency/Type of Trade Code (See below) 7c.	Contractor or Subcontractor Business Racial/Ethnic (See below) 7d.	3b. Phone Number (Including Area Code) Woman Owned Business (Yes or No) 7e.		Prime Contractor Identification (ID) Number 7f.		4. Reporting Period Sec. 3 7g.	Subcontractor Identification (ID) Number 7h.	Sec. 3 7i.	Contractor/Subcontractor Name and Address 7j.						
												Name	Street	City	State	Zip		
OH-H20-FHW001		\$166,072.00	6	1	No	208286347				No		Strategies To End Homelessness		2368 Victory Parkway Suite 699	Cincinnati	Ohio	45206	
B-20-MW-39-0003		\$50,000.00	6	1	No	310713350				No		Talbert House		2600 Victory Parkway	Cincinnati	Ohio	45207	
B-20-MW-39-0003		\$50,000.00	0	2	No	310713350				No		Talbert House		2600 Victory Parkway	Cincinnati	Ohio	45206	
B-20-MW-39-0003		\$40,000.00	6	1	No	311137270				No		Tender Mercies		27 W 12th	Cincinnati	Ohio	45202	
M-17-MC-39-0213		\$92,664.00	2	1	No	300761710				Yes		The Commons at South Cumminsville Housing LP		2335 North Bank	Columbus	Ohio	43220	
B-20-MW-39-0003		\$40,000.00	6	1	No	311059137				No		The IKRON Corporation		2347 Vine	Cincinnati	Ohio	45219	
B-20-MW-39-0003		\$40,000.00	6	1	No	311059137				No		The IKRON Corporation		2347 Vine	Cincinnati	Ohio	45219	
B-20-MC-39-0003		\$48,630.50	2	1	No	275158998				No		THE MAX CONSTRUCTION GROUP LLC		2160 Kindel	Cincinnati	Ohio	45214	
B-20-MW-39-0003		\$40,000.00	0	2	No	135562351				No				The Salvation Army	131 Belmont	Toledo	Ohio	43604
B-20-MW-39-0003		\$70,000.00	8	1	No	310565428				No				Urban League of Greater Cincinnati	3458 Reading	Cincinnati	Ohio	45229
B-20-MW-39-0003		\$93,855.00	6	1	No	310565428				No				Urban League of Greater Southwestern Ohio	3458 Reading	Cincinnati	Ohio	45229
B-19-MC-39-0003		\$212,637.36	8	2	No	310565428				No		Urban League of Greater Southwestern Ohio		3458 Reading	Cincinnati	Ohio	45229	
B-20-MW-39-0003		\$50,000.00	0	2	No	310565428				No		Urban League of Greater Southwestern Ohio		3458 Reading	Cincinnati	Ohio	45229	
B-20-MW-39-0003		\$93,000.00	6	1	No	310864991				No				Women Helping Women	215 East 9th, Floor 7	Cincinnati	Ohio	45202
B-20-MW-39-0003		\$75,000.00	6	1	No	310537518				No				YWCA	898 Walnut	Cincinnati	Ohio	45202
M-17-MC-39-0213		\$16,401.00	2	2	No					X		No	2ND Chance Demolition and Construction		2721 Westonbridge	Cincinnati	Ohio	45239
<div><div><div>7c: Type of Trade Codes:</div><div><div>CPD:</div><div>1 = New Construction</div><div>2 = Education/Training</div><div>3 = Other</div></div><div><div>Housing/Public Housing:</div><div>1 = New Construction</div><div>2 = Substantial Rehab.</div><div>3 = Repair</div><div>4 = Service</div><div>5 = Project Mangt.</div></div><div><div>6 = Professional</div><div>7 = Tenant Services</div><div>8 = Education/Training</div><div>9 = Arch./Engrg. Appraisal</div><div>0 = Other</div></div></div><div><div>7d: Racial/Ethnic Codes:</div><div>1 = White Americans</div><div>2 = Black Americans</div><div>3 = Native Americans</div><div>4 = Hispanic Americans</div><div>5 = Asian/Pacific Americans</div><div>6 = Hasidic Jews</div></div><div><div>5 = Section 202</div><div>6 = HUD-Held (Management)</div><div>7 = Public/India Housing</div><div>8 = Section 811</div></div></div>																		
Previous editions are obsolete.																form HUD-2516 (8/98)		

Contract and Subcontract Activity

U.S. Department of Housing and Urban Development

Public reporting burden for this collection of information is estimated to average .5 hours per response, including the time for reviewing instructions, searching existing data sources, gathering and maintaining the data needed, and completing and reviewing the collection of information. The Information is voluntary. HUD may not collect this information, and you are not required to complete this form, unless it displays a currently valid OMB Control Number.

Executive Orders dated July 14, 1983, directs the Minority Business Development Plans shall be developed by each Federal Agency and the these annual plans shall establish minority business development objectives. The information is used by HUD to monitor and evaluate MBE activities against the total program activity and the designated minority business enterprise (MBE) goals. The Department requires the information to provide guidance and oversight for programs for the development of minority business enterprise concerning Minority Business Development. If the information is not collected HUD would not be able to establish meaningful MBE goals nor evaluate MBE performance against these goals.

Privacy Act Notice = The United States Department of Housing and Urban Development, Federal Housing Administration, is authorized to solicit the Information requested in this form by virtue of Title 12, United States Code, Section 1701 et seq., and regulation. It will not be disclosed or relesed outside the United States Department of Housing and Urban Development without your consen tn, except as required or permitted by Law.

1. GRANTEE NAME CITY OF CINCINNATI				2. Location CINCINNATI OH 45202				Date Submitted: April 15, 2021									
3a. CONTACT PERSON: Markisea Carter			3b. PHONE: (513) 352-1953			4. SEMI-ANNUAL REPORTING (Check One) XX OCT 2020 - MAR 2021 APR - SEP											
1. Grantee/Project Owner/Developer/Sponsor/Grant/Project Number or HUD Case Number or other identification of property, subdivision, dwelling unit, etc. 7a.		Developer/Sponsor/Amount of Contract or Subcontract 7b.	Builder/Agency/Type of Trade Code (See below) 7c.	Contractor or Subcontractor Business Racial/Ethnic (See below) 7d.	3b. Phone Number (Including Area Code) Woman Owned Business (Yes or No) 7e. Prime Contractor Identification (ID) Number 7f.		4. Reporting Period Sec. 3 7g. Subcontractor Identification (ID) Number 7h. Sec. 3 7i.		Contractor/Subcontractor Name and Address 7j.								
									Name		Street		City		State	Zip	
B-15-MC-39-0003		\$141,031.96	2	1	No		X		Yes	8K Construction Company, LLC		4018 Apple		Cincinnati		Ohio	45223
M-18-MC-39-0213		\$11,052.00	2	1	Yes		X		Yes	A & A Wall Systems, Inc.		11589 Deerfield Road		Cincinnati		Ohio	45242
B-17-MC-39-0003		\$6,075.80	2	1	Yes		X		No	A to Z Concrete		4417 Camberwell		Cincinnati		Ohio	45209
M-18-MC-39-0213		\$6,596.10	2	1	No		X		No	ACS North, LLC		3640 Werk		Cincinnati		Ohio	45238
M-18-MC-39-0213		\$23,886.19	2	1	No		X		No	Aegis Protective Services		3033 Robertson		Cincinnati		Ohio	45209
M-17-MC-39-0213		\$42,997.50	2	1	No		X		No	Andy's Mirror & Glass, Inc.		5618 Center Hill		Cincinnati		Ohio	45216
M-18-MC-39-0213		\$17,001.18	2	1	No		X		No	Architectural Glass and Metal Co, Inc		11510 Enterprise Park		Sharonville		Ohio	45241
M-18-MC-39-0213		\$15,771.14	2	2	Yes		X		No	ATOC Residential & Commercial		122 S. Wayne		Lockland		Ohio	45215
M-18-MC-39-0213		\$149,716.80	2	2	No		X		No	Axiom Flooring Enterprises, LLC		12100 Mosteller Road		Cincinnati		Ohio	45241
M-17-MC-39-0213		\$4,877.10	2	2	No		X		No	Axiom Flooring Enterprises, LLC		12100 Mosteller Road		Cincinnati		Ohio	45241
M-17-MC-39-0213		\$85,770.00	2	2	No		X		No	Axiom Flooring Enterprises, LLC		12100 Mosteller Road		Cincinnati		Ohio	45241
M-17-MC-39-0213		\$21,609.00	2	1	Yes		X		No	A-Z Solutions, Inc.		7681 Tim Ave. NW		North Canton		Ohio	44720
M-17-MC-39-0213		\$24,906.60	2	1	No		X		No	Aztec Services Group		3814 William P Dooley		Cincinnati		Ohio	45223
M-17-MC-39-0213		\$93,527.10	2	1	No		X		No	B & J ELECTRICAL CO INC		6316 Wiehe		Cincinnati		Ohio	45237
M-18-MC-39-0213		\$47,956.61	2	1	No		X		No	Bonded Lock Service LLC		3224 Dixie Hwy		Erlanger		KY	41018
M-17-MC-39-0213		\$16,921.80	2	1	No		X		No	Braun Heating Company		10371 Colerain		Cincinnati		Ohio	45251

7c: Type of Trade Codes:			7d: Racial/Ethnic Codes:		
CPD:					
Housing/Public Housing:					
1 = New Construction			1 = White Americans		
2 = Education/Training			2 = Black Americans		
3 = Other			3 = Native Americans		
1 = New Construction			4 = Hispanic Americans		
2 = Substantial Rehab.			5 = Asian/Pacific Americans		
3 = Repair			6 = Hasidic Jews		
4 = Service					
5 = Project Mangt.					
6 = Professional					
7 = Tenant Services					
8 = Education/Training					
9 = Arch./Engrg. Appraisal					
0 = Other					

Contract and Subcontract Activity

U.S. Department of Housing and Urban Development

Public reporting burden for this collection of information is estimated to average .5 hours per response, including the time for reviewing instructions, searching existing data sources, gathering and maintaining the data needed, and completing and reviewing the collection of information. The Information is voluntary. HUD may not collect this information, and you are not required to complete this form, unless it displays a currently valid OMB Control Number.

Executive Orders dated July 14, 1983, directs the Minority Business Development Plans shall be developed by each Federal Agency and the these annual plans shall establish minority business development objectives. The information is used by HUD to monitor and evaluate MBE activities against the total program activity and the designated minority business enterprise (MBE) goals. The Department requires the information to provide guidance and oversight for programs for the development of minority business enterprise concerning Minority Business Development. If the information is not collected HUD would not be able to establish meaningful MBE goals nor evaluate MBE performance against these goals.

Privacy Act Notice = The United States Department of Housing and Urban Development, Federal Housing Administration, is authorized to solicit the Information requested in this form by virtue of Title 12, United States Code, Section 1701 et seq., and regulation. It will not be disclosed or relesed outside the United States Department of Housing and Urban Development without your consen tn, except as required or permitted by Law.

1. GRANTEE NAME CITY OF CINCINNATI				2. Location CINCINNATI OH 45202				Date Submitted: April 15, 2021							
3a. CONTACT PERSON: Markisea Carter			3b. PHONE: (513) 352-1953			4. SEMI-ANNUAL REPORTING (Check One) XX OCT 2020 - MAR 2021 APR - SEP									
1. Grantee/Project Owner/Developer/Sponsor/Grant/Project Number or HUD Case Number or other identification of property, subdivision, dwelling unit, etc. 7a.		Developer/Sponsor/Amount of Contract or Subcontact 7b.	Builder/Agency/Type of Trade Code (See below) 7c.	Contractor or Subcontractor Business Racial/Ethnic (See below) 7d.	3b. Phone Number (Including Area Code) Woman Owned Business (Yes or No) 7e. Prime Contractor Identification (ID) Number 7f.		4. Reporting Period Sec. 3 7g. Subcontractor Identification (ID) Number 7h. Sec. 3 7i.								
Contractor/Subcontractor Name and Address										7j.					
Name										Street	City	State	Zip		
M-17-MC-39-0213 \$231,107.10 2 2 No X No Building Mechanical & Energy Services										175 Tri County Suite 50	Springdale	Ohio	45246		
M-18-MC-39-0213 \$13,490.21 2 1 No X No CENTRAL INSULATION SYSTEMS INC										300 Murray	Cincinnati	Ohio	45217		
M-17-MC-39-0213 \$4,230.00 2 1 No X No Cincinnati Caulking Services, LLC										8044 Montgomery Road Suite 7	Cincinnati	Ohio	45236		
M-18-MC-39-0213 \$8,573.23 2 1 No X No COLONIAL POST AND FENCE										12826 US 68	Bethel	Ohio	45106		
M-17-MC-39-0213 \$28,179.40 2 1 No X No Columbus Sign Company										1515 E Fifth	Columbus	Ohio	43219		
M-17-MC-39-0213 \$10,093.50 2 1 No X Yes Complete Services										63.45 Castle	Mason	Ohio	45040		
M-17-MC-39-0213 \$88,582.00 2 1 No X No Cox Drywall, Inc.										211 West Fourth Street	Elsmer	KY	41018		
M-18-MC-39-0213 \$28,232.43 2 1 No X No Cox Drywall, Inc.										211 West Fourth Street	Elsmer	KY	41018		
M-18-MC-39-0213 \$134,679.29 2 5 No X Yes D.A.G. Construction Co., Inc.										4924 Winton Road	Cincinnati	Ohio	45232		
M-18-MC-39-0213 \$280,693.01 2 5 No X Yes D.A.G. Construction Co., Inc.										4924 Winton Road	Cincinnati	Ohio	45232		
M-18-MC-39-0213 \$166,580.20 2 1 No X No D.E.P.E										9869 Montgomery	Cincinnati	Ohio	45242		
M-18-MC-39-0213 \$15,229.80 2 1 No X No DAVIES LANDSCAPE & LAWN CARE INC.										15 Clark	Cincinnati	Ohio	45215		
M-18-MC-39-0213 \$214,356.53 2 1 No X No DEL MONDE HEATING & AIR										4818 Business Center Way	West Chester	Ohio	45246		
M-18-MC-39-0213 \$19,940.40 2 1 No X No Detect- All Security										496 Old State Route 74	Cincinnati	Ohio	45244		
B-17-MC-39-0003 \$11,599.73 2 1 No X No FENTON RIGGING										2150 Langdon Farm	Cincinnati	Ohio	45237		
M-18-MC-39-0213 \$4,264.05 2 1 No X No Ferguson Enterprises, LLC										1728 John Street	Cincinnati	Ohio	45214		

7c: Type of Trade Codes:			7d: Racial/Ethnic Codes:		
CPD: Housing/Public Housing:			5 = Section 202		
1 = New Construction	1 = New Construction	6 = Professional	2 = Black Americans	6 = HUD-Held (Management)	
2 = Education/Training	2 = Substantial Rehab.	7 = Tenant Services	3 = Native Americans	7 = Public/India Housing	
3 = Other	3 = Repair	8 = Education/Training	4 = Hispanic Americans	8 = Section 811	
	4 = Service	9 = Arch./Engrg. Appraisal	5 = Asian/Pacific Americans		
	5 = Project Mangt.	0 = Other	6 = Hasidic Jews		

Previous editions are obsolete.

form HUD-2516 (8/98)

Contract and Subcontract Activity

U.S. Department of Housing and Urban Development

Public reporting burden for this collection of information is estimated to average .5 hours per response, including the time for reviewing instructions, searching existing data sources, gathering and maintaining the data needed, and completing and reviewing the collection of information. The Information is voluntary. HUD may not collect this information, and you are not required to complete this form, unless it displays a currently valid OMB Control Number.

Executive Orders dated July 14, 1983, directs the Minority Business Development Plans shall be developed by each Federal Agency and the these annual plans shall establish minority business development objectives. The information is used by HUD to monitor and evaluate MBE activities against the total program activity and the designated minority business enterprise (MBE) goals. The Department requires the information to provide guidance and oversight for programs for the development of minority business enterprise concerning Minority Business Development. If the information is not collected HUD would not be able to establish meaningful MBE goals nor evaluate MBE performance against these goals.

Privacy Act Notice = The United States Department of Housing and Urban Development, Federal Housing Administration, is authorized to solicit the Information requested in this form by virtue of Title 12, United States Code, Section 1701 et seq., and regulation. It will not be disclosed or relesed outside the United States Department of Housing and Urban Development without your consen tn, except as required or permitted by Law.

1. GRANTEE NAME CITY OF CINCINNATI				2. Location CINCINNATI OH 45202				Date Submitted: April 15, 2021										
3a. CONTACT PERSON: Markisea Carter			3b. PHONE: (513) 352-1953			4. SEMI-ANNUAL REPORTING (Check One) XX OCT 2020 - MAR 2021 APR - SEP												
1. Grantee/Project Owner/Developer/Sponsor/Grant/Project Number or HUD Case Number or other identification of property, subdivision, dwelling unit, etc. 7a.		Developer/Sponsor/Amount of Contract or Subcontract 7b.	Builder/Agency/Type of Trade Code (See below) 7c.	Contractor or Subcontractor Business Racial/Ethnic (See below) 7d.	3b. Phone Number (Including Area Code) Woman Owned Business (Yes or No) 7e. Prime Contractor Identification (ID) Number 7f.		4. Reporting Period Sec. 3 7g. Subcontractor Identification (ID) Number 7h. Sec. 3 7i.		Contractor/Subcontractor Name and Address 7j.									
									Name		Street		City		State	Zip		
M-18-MC-39-0213		\$21,738.64	2	1	No		X		No		Halpin Plumbing		5177 Fishwick		Cincinnati		Ohio	45216
M-18-MC-39-0213		\$4,814.73	2	1	No		X		No		Hart Restoration		1608 Elmore Street # 2679		Cincinnati		Ohio	45223
M-18-MC-39-0213		\$165,498.70	2	1	No		X		No		Hilton Kennedy Co.		6161 Wiehe Road		Cincinnati		Ohio	45237
M-18-MC-39-0213		\$9,066.60	2	1	No		X		No		Hilton Kennedy Co.		6161 Wiehe Road		Cincinnati		Ohio	45237
M-18-MC-39-0213		\$38,094.71	2	1	No		X		No		HINSON ROOFING & SHEET METAL		6191 Kilby Road		Harrison		Ohio	45030
M-17-MC-39-0213		\$36,181.79	2	1	No		X		No		HINSON ROOFING & SHEET METAL		6191 Kilby Road		Harrison		Ohio	45030
M-17-MC-39-0213		\$27,000.00	2	2	No		X		No		HOLLAND & HOLLAND INC		5033 Winton		Cincinnati		Ohio	45232
M-18-MC-39-0213		\$64,158.61	2	2	No		X		No		Home Group Development		10158 Arborwod		Cincinnati		Ohio	45251
M-17-MC-39-0213		\$44,203.05	2	1	No		X		No		Ideal Comfort, Inc.		5394 Belleview		Petersburg		KY	41080
M-17-MC-39-0213		\$85,795.20	2	1	No		X		No		J Construction		1444 Spring Lawn		Cincinnati		Ohio	45223
M-18-MC-39-0213		\$11,652.66	2	1	No		X		No		J Construction		1444 Spring Lawn		Cincinnati		Ohio	45223
M-18-MC-39-0213		\$38,785.50	2	1	No		X		No		J K MEURER CORP		33 Glendale Milford		Loveland		Ohio	45140
M-17-MC-39-0213		\$34,560.00	2	1	No		X		No		Jansen Interior Products		3168 Crescent Avenue		Erlanger		KY	41018
M-18-MC-39-0213		\$16,200.00	2	1	No		X		No		Jansen Interior Products		3168 Crescent Avenue		Erlanger		KY	41018
M-18-MC-39-0213		\$5,000.40	2	1	No		X		No		John P. Tumlin & Sons LTD		10848 Sand Run		Harrison		Ohio	45030
B-19-MC-39-0003		\$3,200.00	2	1	No		X		No		Jones The Plumber, LLC		9355 Cincinnati Columbus		West Chester		Ohio	45069
<div><div><div>7c: Type of Trade Codes:</div><div>CPD:</div><div>1 = New Construction</div><div>2 = Education/Training</div><div>3 = Other</div></div><div><div>Housing/Public Housing:</div><div>1 = New Construction</div><div>2 = Substantial Rehab.</div><div>3 = Repair</div><div>4 = Service</div><div>5 = Project Mangt.</div></div><div><div>7d: Racial/Ethnic Codes:</div><div>1 = White Americans</div><div>2 = Black Americans</div><div>3 = Native Americans</div><div>4 = Hispanic Americans</div><div>5 = Asian/Pacific Americans</div><div>6 = Hasidic Jews</div></div><div><div>5 = Section 202</div><div>6 = HUD-Held (Management)</div><div>7 = Public/India Housing</div><div>8 = Section 811</div></div></div>																		
Previous editions are obsolete. form HUD-2516 (8/98)																		

Contract and Subcontract Activity

U.S. Department of Housing and Urban Development

Public reporting burden for this collection of information is estimated to average .5 hours per response, including the time for reviewing instructions, searching existing data sources, gathering and maintaining the data needed, and completing and reviewing the collection of information. The Information is voluntary. HUD may not collect this information, and you are not required to complete this form, unless it displays a currently valid OMB Control Number.

Executive Orders dated July 14, 1983, directs the Minority Business Development Plans shall be developed by each Federal Agency and the these annual plans shall establish minority business development objectives. The information is used by HUD to monitor and evaluate MBE activities against the total program activity and the designated minority business enterprise (MBE) goals. The Department requires the information to provide guidance and oversight for programs for the development of minority business enterprise concerning Minority Business Development. If the information is not collected HUD would not be able to establish meaningful MBE goals nor evaluate MBE performance against these goals.

Privacy Act Notice = The United States Department of Housing and Urban Development, Federal Housing Administration, is authorized to solicit the Information requested in this form by virtue of Title 12, United States Code, Section 1701 et seq., and regulation. It will not be disclosed or relesed outside the United States Department of Housing and Urban Development without your consen tn, except as required or permitted by Law.

1. GRANTEE NAME CITY OF CINCINNATI				2. Location CINCINNATI OH 45202				Date Submitted: April 15, 2021																					
3a. CONTACT PERSON: Markisea Carter				3b. PHONE: (513) 352-1953				4. SEMI-ANNUAL REPORTING (Check One) XX OCT 2020 - MAR 2021 APR - SEP																					
1. Grantee/Project Owner/Developer/Sponsor/Grant/Project Number or HUD Case Number or other identification of property, subdivision, dwelling unit, etc. 7a.		Developer/Sponsor/Amount of Contract or Subcontact 7b.	Builder/Agency/Type of Trade Code (See below) 7c.	Contractor or Subcontractor Business Racial/Ethnic (See below) 7d.	3b. Phone Number (Including Area Code) Woman Owned Business (Yes or No) 7e. Prime Contractor Identification (ID) Number 7f.		4. Reporting Period Sec. 3 7g. Subcontractor Identification (ID) Number 7h. Sec. 3 7i.		Contractor/Subcontractor Name and Address 7j.																				
									Name	Street	City	State	Zip																
M-17-MC-39-0213		\$2,492.55	2	1	No		X		No	Joseph E. Clarke & Company, Inc.	106 Strathmore	Fort Thomas	Kentucky	41075															
M-17-MC-39-0213		\$23,262.30	2	1	No		X		No	JP Excavating	P.O. Box 97	Glencoe	Kentucky	41046															
M-18-MC-39-0213		\$34,057.97	2	1	No		X		No	JP Excavating	P.O. Box 97	Glencoe	Kentucky	41046															
M-18-MC-39-0213		\$41,559.48	2	1	No		X		No	JP FLOORING SYSTEMS INC	9097 Union Centre	West Chester	Ohio	45069															
M-18-MC-39-0213		\$165,586.32	2	1	No		X		No	JP FLOORING SYSTEMS INC	9097 Union Centre	West Chester	Ohio	45069															
M-18-MC-39-0213		\$219,062.52	2	1	No		X		No	KEN NEYER PLUMBING, INC	4895 State Route 128	Cleves	Ohio	45002															
M-18-MC-39-0213		\$45,803.25	2	1	No		X		No	KEN NEYER PLUMBING, INC	4895 State Route 128	Cleves	Ohio	45002															
M-17-MC-39-0213		\$215,204.23	2	1	No		X		No	Knose Concrete Construction	5928 Hamilton Cleves	Cleves	Ohio	45002															
M-18-MC-39-0213		\$218,674.34	2	1	No		X		No	LEED MECHANICAL LLC	1550 Magnolia	Cincinnati	Ohio	45215															
M-18-MC-39-0213		\$62,708.48	2	1	No		X		No	LEED MECHANICAL LLC	1550 Magnolia	Cincinnati	Ohio	45215															
M-17-MC-39-0213		\$61,917.30	2	1	No		X		No	M & M Construction	6028 State Route 727	Goshen	Ohio	45122															
M-17-MC-39-0213		\$28,661.60	2	1	No		X		No	M & M Construction	6028 State Route 727	Goshen	Ohio	45122															
M-18-MC-39-0213		\$155,674.80	2	1	No		X		No	M & M Construction	6028 State Route 727	Goshen	Ohio	45122															
M-18-MC-39-0213		\$24,124.90	2	1	No		X		No	Mansion Hill Custom Floors	324 E. Fourth	Newport	Kentucky	41071															
M-18-MC-39-0213		\$3,420,518.55	2	1	No		X		Yes	Model Construction, LLC	1826 Race Street	Cincinnati	Ohio	45202															
M-17-MC-39-0213		\$2,068,716.48	2	1	No		X		Yes	Model Construction, LLC	1826 Race Street	Cincinnati	Ohio	45202															
7c: Type of Trade Codes:															7d: Racial/Ethnic Codes:														
CPD:															5 = Section 202														
Housing/Public Housing:															6 = HUD-Held (Management)														
1 = New Construction															7 = Public/India Housing														
2 = Education/Training															8 = Section 811														
3 = Other																													
1 = New Construction																													
2 = Substantial Rehab.																													
3 = Repair																													
4 = Service																													
5 = Project Mangt.																													
6 = Professional																													
7 = Tenant Services																													
8 = Education/Training																													
9 = Arch./Engrg. Appraisal																													
0 = Other																													
1 = White Americans																													
2 = Black Americans																													
3 = Native Americans																													
4 = Hispanic Americans																													
5 = Asian/Pacific Americans																													
6 = Hasidic Jews																													

Contract and Subcontract Activity

U.S. Department of Housing and Urban Development

Public reporting burden for this collection of information is estimated to average .5 hours per response, including the time for reviewing instructions, searching existing data sources, gathering and maintaining the data needed, and completing and reviewing the collection of information. The Information is voluntary. HUD may not collect this information, and you are not required to complete this form, unless it displays a currently valid OMB Control Number.

Executive Orders dated July 14, 1983, directs the Minority Business Development Plans shall be developed by each Federal Agency and the these annual plans shall establish minority business development objectives. The information is used by HUD to monitor and evaluate MBE activities against the total program activity and the designated minority business enterprise (MBE) goals. The Department requires the information to provide guidance and oversight for programs for the development of minority business enterprise concerning Minority Business Development. If the information is not collected HUD would not be able to establish meaningful MBE goals nor evaluate MBE performance against these goals.

Privacy Act Notice = The United States Department of Housing and Urban Development, Federal Housing Administration, is authorized to solicit the Information requested in this form by virtue of Title 12, United States Code, Section 1701 et seq., and regulation. It will not be disclosed or relesed outside the United States Department of Housing and Urban Development without your consen tn, except as required or permitted by Law.

1. GRANTEE NAME CITY OF CINCINNATI				2. Location CINCINNATI OH 45202				Date Submitted: April 15, 2021								
3a. CONTACT PERSON: Markisea Carter				3b. PHONE: (513) 352-1953				4. SEMI-ANNUAL REPORTING (Check One) XX OCT 2020 - MAR 2021 APR - SEP								
1. Grantee/Project Owner/Developer/Sponsor/Grant/Project Number or HUD Case Number or other identification of property, subdivision, dwelling unit, etc. 7a.		Amount of Contract or Subcontact 7b.	Type of Trade Code (See below) 7c.	Contractor or Subcontractor Business Racial/Ethnic (See below) 7d.	3b. Phone Number (Including Area Code) Woman Owned Business (Yes or No) 7e.		Prime Contractor Identification (ID) Number 7f.		4. Reporting Period Sec. 3 7g.	Subcontractor Identification (ID) Number 7h.	Sec. 3 7i.	Contractor/Subcontractor Name and Address 7j.				
												Name	Street	City	State	Zip
M-17-MC-39-0213		\$1,692,245.09	2	1	No				X	Yes		Model Construction, LLC	1826 Race Street	Cincinnati	Ohio	45202
M-18-MC-39-0213		\$2,236,595.01	2	1	No				X	Yes		Model Construction, LLC	1826 Race Street	Cincinnati	Ohio	45202
M-17-MC-39-0213		\$59,116.50	2	1	No				X	No		Modern Day Concrete Construction, Inc.	9773 Crosby	Harrison	Ohio	45030
M-18-MC-39-0213		\$8,054.32	2	1	Yes				X	No		Neiheisel Steel Corporation	6709 Dry Fork	Cleves	Ohio	45002
M-17-MC-39-0213		\$15,443.25	2	1	Yes				X	No		Neiheisel Steel Corporation	6709 Dry Fork	Cleves	Ohio	45002
M-18-MC-39-0213		\$670.57	2	1	No				X	No		NISBET, INC.	11575 Reading Road	Cincinnati	Ohio	45241
M-17-MC-39-0213		\$64,585.35	2	1	Yes				X	No		Obersons Inc.	3951 River	Fairfield	Ohio	45014
M-17-MC-39-0213		\$21,140.10	2	1	No				X	No		Olde Fort Restoration	652 State	Cincinnati	Ohio	45204
M-18-MC-39-0213		\$8,883.00	2	1	No				X	No		OMNI FIREPROOFING CO	9305 Le Street	West Chester	Ohio	45014
M-18-MC-39-0213		\$787.50	2	1	No				X	No		Outdoor Environments Inc.	1045 Meta	Cincinnati	Ohio	45237
M-17-MC-39-0213		\$5,945.40	2	1	No				X	No		OVERHEAD DOOR CO OF GR CINTI	2571 Ritchie Avenue	Crescent Springs	KY	41017
M-17-MC-39-0213		\$112,365.00	2	1	Yes				X	No		PERRY INTERIORS, INC.	4054 Clough Woods Drive	Batavia	Ohio	45103
M-18-MC-39-0213		\$149,238.00	2	1	Yes				X	No		PERRY INTERIORS, INC.	4054 Clough Woods Drive	Batavia	Ohio	45103
M-18-MC-39-0213		\$2,113,756.58	2	1	No				X	No		Perseverance Residential, LLC	114 West Fourteenth	Cincinnati	Ohio	45202
M-18-MC-39-0213		\$181,883.70	2	1	Yes				X	No		PLI Group LLC	1003 Tech	Milford	Ohio	45150
M-17-MC-39-0213		\$14,175.62	2	1	Yes				X	No		PLI Group LLC	1003 Tech	Milford	Ohio	45150
<div><div><div>7c: Type of Trade Codes:</div><div><div>CPD:</div><div>Housing/Public Housing:</div><div>1 = New Construction</div><div>2 = Education/Training</div><div>3 = Other</div><div>1 = New Construction</div><div>2 = Substantial Rehab.</div><div>3 = Repair</div><div>4 = Service</div><div>5 = Project Mangt.</div><div>6 = Professional</div><div>7 = Tenant Services</div><div>8 = Education/Training</div><div>9 = Arch./Engrg. Appraisal</div><div>0 = Other</div></div></div><div><div>7d: Racial/Ethnic Codes:</div><div>1 = White Americans</div><div>2 = Black Americans</div><div>3 = Native Americans</div><div>4 = Hispanic Americans</div><div>5 = Asian/Pacific Americans</div><div>6 = Hasidic Jews</div></div><div><div>5 = Section 202</div><div>6 = HUD-Held (Management)</div><div>7 = Public/India Housing</div><div>8 = Section 811</div></div></div>																
Previous editions are obsolete. form HUD-2516 (8/98)																

Contract and Subcontract Activity

U.S. Department of Housing and Urban Development

Public reporting burden for this collection of information is estimated to average .5 hours per response, including the time for reviewing instructions, searching existing data sources, gathering and maintaining the data needed, and completing and reviewing the collection of information. The Information is voluntary. HUD may not collect this information, and you are not required to complete this form, unless it displays a currently valid OMB Control Number.

Executive Orders dated July 14, 1983, directs the Minority Business Development Plans shall be developed by each Federal Agency and the these annual plans shall establish minority business development objectives. The information is used by HUD to monitor and evaluate MBE activities against the total program activity and the designated minority business enterprise (MBE) goals. The Department requires the information to provide guidance and oversight for programs for the development of minority business enterprise concerning Minority Business Development. If the information is not collected HUD would not be able to establish meaningful MBE goals nor evaluate MBE performance against these goals.

Privacy Act Notice = The United States Department of Housing and Urban Development, Federal Housing Administration, is authorized to solicit the Information requested in this form by virtue of Title 12, United States Code, Section 1701 et seq., and regulation. It will not be disclosed or relesed outside the United States Department of Housing and Urban Development without your consen tn, except as required or permitted by Law.

1. GRANTEE NAME CITY OF CINCINNATI				2. Location CINCINNATI OH 45202				Date Submitted: April 15, 2021																			
3a. CONTACT PERSON: Markisea Carter				3b. PHONE: (513) 352-1953				4. SEMI-ANNUAL REPORTING (Check One) XX OCT 2020 - MAR 2021 APR - SEP																			
1. Grantee/Project Owner/Developer/Sponsor/Grant/Project Number or HUD Case Number or other identification of property, subdivision, dwelling unit, etc. 7a.		Developer/Sponsor/Builder/Agency Amount of Contract or Subcontact 7b.		Builder/Agency Type of Trade Code (See below) 7c.		Contractor or Subcontractor Business Racial/Ethnic (See below) 7d.		3b. Phone Number (Including Area Code) Woman Owned Business (Yes or No) 7e.		Prime Contractor Identification (ID) Number 7f.		4. Reporting Period Sec. 3 7g.		Subcontractor Identification (ID) Number 7h.		Sec. 3 7i.		Contractor/Subcontractor Name and Address 7j.									
																		Name		Street		City		State		Zip	
M-18-MC-39-0213		\$174,692.75		2		1		Yes						X		No		PLI Group LLC		1003 Tech		Milford		Ohio		45150	
M-17-MC-39-0213		\$83,837.80		2		1		No						X		No		Precision Site Development, LLC		8044 Montgomery		Cincinnati		Ohio		45236	
M-17-MC-39-0213		\$25,449.20		2		1		No						X		No		Queen City Cleaning		7677 Lakota		West Chester		Ohio		45069	
M-18-MC-39-0213		\$19,146.42		2		1		No						X		Yes		River City Glass, Inc.		820 State Avenue		Cincinnati		Ohio		45204	
M-18-MC-39-0213		\$103,575.32		2		1		No						X		No		RIZZO BROTHERS INC		1564 Water		Covington		Kentucky		41014	
M-17-MC-39-0213		\$5,535.07		2		1		No						X		No		RIZZO BROTHERS INC		1564 Water		Covington		Kentucky		41014	
M-17-MC-39-0213		\$3,628.80		2		1		No						X		No		RJ INSULATION		3168 Crescent		Erlanger		KY		41018	
M-18-MC-39-0213		\$74,520.00		2		1		No						X		No		RJ INSULATION		3168 Crescent		Erlanger		KY		41018	
M-17-MC-39-0213		\$108,212.67		2		1		No						X		No		ROBERT JONES PLUMBING		6071 OH - 128		Cleves		Ohio		45002	
M-17-MC-39-0213		\$87,803.70		2		1		No						X		No		ROBERT JONES PLUMBING		6071 OH - 128		Cleves		Ohio		45002	
M-18-MC-39-0213		\$295,277.13		2		1		No						X		No		Romanoff Electric Residential		201A American Way		Monroe		Ohio		45050	
M-18-MC-39-0213		\$266,615.34		2		1		Yes						X		No		ROSSMAN-DEUSS ENTERPRISES, LLC		10935 Reed Hartman Hwy		Cincinnati		Ohio		45242	
M-17-MC-39-0213		\$32,898.15		2		1		Yes						X		No		ROSSMAN-DEUSS ENTERPRISES, LLC		10935 Reed Hartman Hwy		Cincinnati		Ohio		45242	
M-17-MC-39-0213		\$30,372.03		2		1		Yes						X		No		ROSSMAN-DEUSS ENTERPRISES, LLC		10935 Reed Hartman Hwy		Cincinnati		Ohio		45242	
M-18-MC-39-0213		\$45,318.24		2		1		No						X		No		RTF Fire Protection		11445 Rockfield		Cincinnati		Ohio		45241	
M-18-MC-39-0213		\$123,813.45		2		2		No						X		No		RWB Properties & Construction LLC		611 Shepherd Drive # 9		Cincinnati		Ohio		45215	
<div><div>7c: Type of Trade Codes:</div><div>7d: Racial/Ethnic Codes:</div></div>																											
CPD:																											
Housing/Public Housing:																											
1 = New Construction														5 = Section 202													
2 = Education/Training														6 = HUD-Held (Management)													
3 = Other														7 = Public/India Housing													
														8 = Section 811													
1 = New Construction																											
2 = Substantial Rehab.																											
3 = Repair																											
4 = Service																											
5 = Project Mangt.																											
6 = Professional																											
7 = Tenant Services																											
8 = Education/Training																											
9 = Arch./Engrg. Appraisal																											
0 = Other																											
1 = White Americans																											
2 = Black Americans																											
3 = Native Americans																											
4 = Hispanic Americans																											
5 = Asian/Pacific Americans																											
6 = Hasidic Jews																											

Contract and Subcontract Activity

U.S. Department of Housing and Urban Development

Public reporting burden for this collection of information is estimated to average .5 hours per response, including the time for reviewing instructions, searching existing data sources, gathering and maintaining the data needed, and completing and reviewing the collection of information. The Information is voluntary. HUD may not collect this information, and you are not required to complete this form, unless it displays a currently valid OMB Control Number.

Executive Orders dated July 14, 1983, directs the Minority Business Development Plans shall be developed by each Federal Agency and the these annual plans shall establish minority business development objectives. The information is used by HUD to monitor and evaluate MBE activities against the total program activity and the designated minority business enterprise (MBE) goals. The Department requires the information to provide guidance and oversight for programs for the development of minority business enterprise concerning Minority Business Development. If the information is not collected HUD would not be able to establish meaningful MBE goals nor evaluate MBE performance against these goals.

Privacy Act Notice = The United States Department of Housing and Urban Development, Federal Housing Administration, is authorized to solicit the Information requested in this form by virtue of Title 12, United States Code, Section 1701 et seq., and regulation. It will not be disclosed or relesed outside the United States Department of Housing and Urban Development without your consen tn, except as required or permitted by Law.

1. GRANTEE NAME CITY OF CINCINNATI				2. Location CINCINNATI OH 45202				Date Submitted: April 15, 2021										
3a. CONTACT PERSON: Markisea Carter			3b. PHONE: (513) 352-1953			4. SEMI-ANNUAL REPORTING (Check One) XX OCT 2020 - MAR 2021 APR - SEP												
1. Grantee/Project Owner/Developer/Sponsor/Grant/Project Number or HUD Case Number or other identification of property, subdivision, dwelling unit, etc. 7a.		Developer/Sponsor/Amount of Contract or Subcontract 7b.	Builder/Agency/Type of Trade Code (See below) 7c.	Contractor or Subcontractor Business Racial/Ethnic (See below) 7d.	3b. Phone Number (Including Area Code) Woman Owned Business (Yes or No) 7e. Prime Contractor Identification (ID) Number 7f.		4. Reporting Period Sec. 3 7g. Subcontractor Identification (ID) Number 7h. Sec. 3 7i.		Contractor/Subcontractor Name and Address 7j.									
									Name		Street		City		State	Zip		
M-17-MC-39-0213		\$158,058.00	2	1	No		X		No		Safety First Fire Protection		3383 Moffett		Morning View		KY	41063
M-18-MC-39-0213		\$1,350.00	2	1	No		X		No		Safety First Fire Protection		3383 Moffett		Morning View		KY	41063
M-18-MC-39-0213		\$27,823.87	2	1	No		X		No		Saint Plastering Systems, Inc.		7227 Taylor		Cincinnati		Ohio	45248
M-17-MC-39-0213		\$29,081.70	2	1	No		X		No		Scherzinger Drilling, Inc.		9629 OH-128		Harrison		Ohio	45030
M-18-MC-39-0213		\$60,309.18	2	1	No		X		No		Schindler Elevator Corporation		5426 Duff Drive		Cincinnati		Ohio	45246
M-17-MC-39-0213		\$2,161.80	2	1	No		X		No		Schindler Elevator Corporation		5426 Duff Drive		Cincinnati		Ohio	45246
M-18-MC-39-0213		\$30,421.33	2	1	No		X		No		Scott Ranz Construction Inc.		5791 B Boomer		Cincinnati		Ohio	45247
M-17-MC-39-0213		\$31,531.71	2	1	Yes		X		No		Security Fence Group, Inc.		4260 Dane		Cincinnati		Ohio	45223
M-18-MC-39-0213		\$24,147.75	2	1	No		X		No		SELECT KITCHEN WINDOW & DOOR		2741 Lyons Road		Miamisburg		Ohio	45342
M-18-MC-39-0213		\$254,952.72	2	1	No		X		Yes		SERVALL ELECTRIC COMPANY, INC.		11697 Lebanon Road		Cincinnati		Ohio	45241
M-18-MC-39-0213		\$68,802.30	2	1	No		X		Yes		SERVALL ELECTRIC COMPANY, INC.		11697 Lebanon Road		Cincinnati		Ohio	45241
M-17-MC-39-0213		\$151,675.96	2	1	No		X		Yes		SERVALL ELECTRIC COMPANY, INC.		11697 Lebanon Road		Cincinnati		Ohio	45241
M-18-MC-39-0213		\$121,147.49	2	1	No		X		No		Shambaugh & Son L.P.		4700 Duke		Mason		Ohio	45040
M-17-MC-39-0213		\$453.69	2	1	No		X		No		Shambaugh & Son L.P.		4700 Duke		Mason		Ohio	45040
M-18-MC-39-0213		\$48,923.21	2	5	Yes		X		No		Shoemaker Masonry Construction, LLC		5361 McCoy		Oxford		Ohio	45056
M-18-MC-39-0213		\$15,390.00	2	1	No		X		No		SPRAYKRAFT, INC.		5194 Wooster Pike		Cincinnati		Ohio	45226
<div><div>7c: Type of Trade Codes:</div><div>7d: Racial/Ethnic Codes:</div></div>																		
<div><div>CPD:</div><div>Housing/Public Housing:</div><div>1 = White Americans</div><div>2 = Black Americans</div><div>3 = Native Americans</div><div>4 = Hispanic Americans</div><div>5 = Asian/Pacific Americans</div><div>6 = Hasidic Jews</div><div>5 = Section 202</div><div>6 = HUD-Held (Management)</div><div>7 = Public/India Housing</div><div>8 = Section 811</div></div>																		
Previous editions are obsolete. form HUD-2516 (8/98)																		

Contract and Subcontract Activity

U.S. Department of Housing and Urban Development

Public reporting burden for this collection of information is estimated to average .5 hours per response, including the time for reviewing instructions, searching existing data sources, gathering and maintaining the data needed, and completing and reviewing the collection of information. The Information is voluntary. HUD may not collect this information, and you are not required to complete this form, unless it displays a currently valid OMB Control Number.

Executive Orders dated July 14, 1983, directs the Minority Business Development Plans shall be developed by each Federal Agency and the these annual plans shall establish minority business development objectives. The information is used by HUD to monitor and evaluate MBE activities against the total program activity and the designated minority business enterprise (MBE) goals. The Department requires the information to provide guidance and oversight for programs for the development of minority business enterprise concerning Minority Business Development. If the information is not collected HUD would not be able to establish meaningful MBE goals nor evaluate MBE performance against these goals.

Privacy Act Notice = The United States Department of Housing and Urban Development, Federal Housing Administration, is authorized to solicit the Information requested in this form by virtue of Title 12, United States Code, Section 1701 et seq., and regulation. It will not be disclosed or relesed outside the United States Department of Housing and Urban Development without your consen tn, except as required or permitted by Law.

1. GRANTEE NAME CITY OF CINCINNATI				2. Location CINCINNATI OH 45202				Date Submitted: April 15, 2021								
3a. CONTACT PERSON: Markisea Carter				3b. PHONE: (513) 352-1953				4. SEMI-ANNUAL REPORTING (Check One) XX OCT 2020 - MAR 2021 APR - SEP								
1. Grantee/Project Owner/Developer/Sponsor/Grant/Project Number or HUD Case Number or other identification of property, subdivision, dwelling unit, etc. 7a.		Amount of Contract or Subcontact 7b.	Type of Trade Code (See below) 7c.	Contractor or Subcontractor Business Racial/Ethnic (See below) 7d.	3b. Phone Number (Including Area Code) Woman Owned Business (Yes or No) 7e. Prime Contractor Identification (ID) Number 7f.		4. Reporting Period Sec. 3 7g.	Subcontractor Identification (ID) Number 7h.	Sec. 3 7i.	Contractor/Subcontractor Name and Address 7j.						
										Name		Street		City	State	Zip
M-18-MC-39-0213		\$21,097.22	2	1	No			X	No	SPRAYKRAFT, INC. 5194 Wooster Pike Cincinnati Ohio 45226						
M-17-MC-39-0213		\$23,549.53	2	1	Yes			X	No	Stapleton Electric Co. 4845 State Route 128 Cleves Ohio 45002						
M-17-MC-39-0213		\$6,300.00	2	1	Yes			X	No	Starr Concrete, LLC 1250 Ohio Pike Ste 233 Amelia Ohio 45102						
M-18-MC-39-0213		\$123,033.10	2	1	Yes			X	No	Starr Concrete, LLC 1250 Ohio Pike Ste 233 Amelia Ohio 45102						
M-17-MC-39-0213		\$3,511.80	2	1	No			X	Yes	Steel IT LLC 4370 Mt Carmel Cincinnati Ohio 45244						
M-18-MC-39-0213		\$84,734.76	2	1	No			X	Yes	Steel IT LLC 4370 Mt Carmel Cincinnati Ohio 45244						
M-18-MC-39-0213		\$58,420.19	2	1	No			X	No	Structural Systems Repair Group, LLC 2824 Stanton Avenue Cincinnati Ohio 45206						
M-17-MC-39-0213		\$22,429.11	2	1	No			X	No	Structural Systems Repair Group, LLC 2824 Stanton Avenue Cincinnati Ohio 45206						
M-18-MC-39-0213		\$1,330.00	2	1	No			X	No	Structural Systems Repair Group, LLC 2824 Stanton Avenue Cincinnati Ohio 45206						
M-17-MC-39-0213		\$60,230.01	2	1	No			X	No	Structured Cabling 2611 Crescent Springs Pike Crescent Springs KY 41017						
M-18-MC-39-0213		\$8,726.43	2	1	No			X	No	Sunesis Environmental LLC 2610 Crescentville Road West Chester Ohio 45069						
B-17-MC-39-0003		\$28,800.00	2	1	Yes			X	No	Superior Steel Service LLC 2760 Old State Rte 32 Batavia Ohio 45103						
M-18-MC-39-0213		\$49,603.81	2	2	No			X	No	The Preferred Home Contractors Company 4515 Allison Cincinnati Ohio 45212						
M-18-MC-39-0213		\$45,325.56	2	1	No			X	No	THYSSEN KRUP ELEVATOR CORP 934 Dalton Cincinnati Ohio 45203						
M-18-MC-39-0213		\$54,000.00	2	1	Yes			X	No	Tri-State Elevator 4838 Duff Dr Ste D Cincinnati Ohio 45246						
M-17-MC-39-0213		\$62,280.00	2	1	Yes			X	No	Tri-State Wholesale Building Supplies, INC. 1550 Central Avenue Cincinnati Ohio 45214						
7c: Type of Trade Codes: 7d: Racial/Ethnic Codes:																
CPD: Housing/Public Housing: 1 = White Americans 5 = Section 202																
1 = New Construction 1 = New Construction 6 = Professional 2 = Black Americans 6 = HUD-Held (Management)																
2 = Education/Training 2 = Substantial Rehab. 7 = Tenant Services 3 = Native Americans 7 = Public/India Housing																
3 = Other 3 = Repair 8 = Education/Training 4 = Hispanic Americans 8 = Section 811																
4 = Service 9 = Arch./Engrg. Appraisal 5 = Asian/Pacific Americans																
5 = Project Mangt. 0 = Other 6 = Hasidic Jews																
Previous editions are obsolete. form HUD-2516 (8/98)																

Contract and Subcontract Activity

U.S. Department of Housing and Urban Development

Public reporting burden for this collection of information is estimated to average .5 hours per response, including the time for reviewing instructions, searching existing data sources, gathering and maintaining the data needed, and completing and reviewing the collection of information. The Information is voluntary. HUD may not collect this information, and you are not required to complete this form, unless it displays a currently valid OMB Control Number.

Executive Orders dated July 14, 1983, directs the Minority Business Development Plans shall be developed by each Federal Agency and the these annual plans shall establish minority business development objectives. The information is used by HUD to monitor and evaluate MBE activities against the total program activity and the designated minority business enterprise (MBE) goals. The Department requires the information to provide guidance and oversight for programs for the development of minority business enterprise concerning Minority Business Development. If the information is not collected HUD would not be able to establish meaningful MBE goals nor evaluate MBE performance against these goals.

Privacy Act Notice = The United States Department of Housing and Urban Development, Federal Housing Administration, is authorized to solicit the Information requested in this form by virtue of Title 12, United States Code, Section 1701 et seq., and regulation. It will not be disclosed or relesed outside the United States Department of Housing and Urban Development without your consen tn, except as required or permitted by Law.

1. GRANTEE NAME CITY OF CINCINNATI				2. Location CINCINNATI OH 45202				Date Submitted: April 15, 2021								
3a. CONTACT PERSON: Markisea Carter				3b. PHONE: (513) 352-1953				4. SEMI-ANNUAL REPORTING (Check One) XX OCT 2020 - MAR 2021 APR - SEP								
1. Grantee/Project Owner/Developer/Sponsor/Grant/Project Number or HUD Case Number or other identification of property, subdivision, dwelling unit, etc. 7a.		Developer/Sponsor/Builder/Agency	Contractor or Subcontractor Business Racial/Ethnic (See below) 7d.	3b. Phone Number (Including Area Code) Woman Owned Business (Yes or No) 7e.		Prime Contractor Identification (ID) Number 7f.		4. Reporting Period Sec. 3 7g.		Subcontractor Identification (ID) Number 7h.	Sec. 3 7i.	Contractor/Subcontractor Name and Address 7j.				
		Amount of Contract or Subcontract 7b.	Type of Trade Code (See below) 7c.									Name	Street	City	State	Zip
M-18-MC-39-0213		\$181,052.17	2	1	Yes				X	No		Tri-State Wholesale Building Supplies, INC.	1550 Central Avenue	Cincinnati	Ohio	45214
M-18-MC-39-0213		\$1,651,664.92	2	1	No				X	No		Triversity Construction Company	5050 Section	Cincinnati	Ohio	45212
M-17-MC-39-0213		\$7,314.32	2	1	No				X	No		VERTICAL SYS ELEVATOR CO	4784 River	Cincinnati	Ohio	45233
M-18-MC-39-0213		\$6,372.00	2	1	Yes				X	No		WELLING INCORPORATED	7781 Cooper	Cincinnati	Ohio	45242
M-17-MC-39-0213		\$24,480.00	2	1	Yes				X	No		WELLING INCORPORATED	7781 Cooper	Cincinnati	Ohio	45242
M-17-MC-39-0213		\$75,703.50	2	1	Yes				X	No		Wells and Daughters Drywall Company	1197 W 8th	Cincinnati	Ohio	45203
M-18-MC-39-0213		\$17,880.75	2	1	No				X	No		WESTECH ENVIRONMTL. SOLUTIONS	8090 Furlong	Cleveland	Ohio	45002
M-17-MC-39-0213		\$52,515.00	2	1	No				X	No		WESTSIDE PAVING AND EXCAVATING, INC	6949 Ripple	Cleveland	Ohio	45002
<div><div><div>7c: Type of Trade Codes:</div><div><div><div>CPD:</div><div>1 = New Construction</div></div><div><div>2 = Education/Training</div></div><div><div>3 = Other</div></div></div><div><div>Housing/Public Housing:</div><div><div>1 = New Construction</div><div>2 = Substantial Rehab.</div><div>3 = Repair</div><div>4 = Service</div><div>5 = Project Mangt.</div></div><div><div>6 = Professional</div><div>7 = Tenant Services</div><div>8 = Education/Training</div><div>9 = Arch./Engrg. Appraisal</div><div>0 = Other</div></div></div><div><div>7d: Racial/Ethnic Codes:</div><div><div>1 = White Americans</div><div>2 = Black Americans</div><div>3 = Native Americans</div><div>4 = Hispanic Americans</div><div>5 = Asian/Pacific Americans</div><div>6 = Hasidic Jews</div></div><div><div>5 = Section 202</div><div>6 = HUD-Held (Management)</div><div>7 = Public/India Housing</div><div>8 = Section 811</div></div></div></div></div>																
Previous editions are obsolete.															form HUD-2516 (8/98)	

Contract and Subcontract Activity

U.S. Department of Housing and Urban Development

Public reporting burden for this collection of information is estimated to average .5 hours per response, including the time for reviewing instructions, searching existing data sources, gathering and maintaining the data needed, and completing and reviewing the collection of information. The Information is voluntary. HUD may not collect this information, and you are not required to complete this form, unless it displays a currently valid OMB Control Number.

Executive Orders dated July 14, 1983, directs the Minority Business Development Plans shall be developed by each Federal Agency and the these annual plans shall establish minority business development objectives. The information is used by HUD to monitor and evaluate MBE activities against the total program activity and the designated minority business enterprise (MBE) goals. The Department requires the information to provide guidance and oversight for programs for the development of minority business enterprise concerning Minority Business Development. If the information is not collected HUD would not be able to establish meaningful MBE goals nor evaluate MBE performance against these goals.

Privacy Act Notice = The United States Department of Housing and Urban Development, Federal Housing Administration, is authorized to solicit the Information requested in this form by virtue of Title 12, United States Code, Section 1701 et seq., and regulation. It will not be disclosed or relesed outside the United States Department of Housing and Urban Development without your consen tn, except as required or permitted by Law.

1. GRANTEE NAME CITY OF CINCINNATI				2. Location CINCINNATI OH 45202				Date Submitted: October 15, 2021							
3a. CONTACT PERSON: Bobbi Hageman			3b. PHONE: (513) 352-3209			4. SEMI-ANNUAL REPORTING (Check One) OCT - MAR XX APR 2021 - SEP 2021									
Grant/Project Number or HUD Case Number or other identification of property, subdivision, dwelling unit, etc. 7a.	Amount of Contract or Subcontract 7b.	Type of Trade Code (See below) 7c.	Contractor or Subcontractor Business Racial/Ethnic (See below) 7d.	3b. Phone Number (Including Area Code)		4. Reporting Period			Contractor/Subcontractor Name and Address 7j.						
				Woman Owned Business (Yes or No) 7e.	Prime Contractor Identification (ID) Number 7f.	Sec. 3 7g.	Subcontractor Identification (ID) Number 7h.	Sec. 3 7i.							
									Name	Street	City	State	Zip		
M-18-MC-39-0213	\$500.00	2	1	Yes			x	No	3 in 1 Services LLC	8034 Forest	Cincinnati	Ohio	45255		
B-20-MC-39-0003	\$38,000.00	4	1	No	411951655	No			AmeriNational Community Services	217 South Newton Avenue	Albert Lee	Minnesota	56007		
M-20-MC-39-0213	\$1,000,000.00	1	1	No	822371443	No			Apple Street Senior, LLC	230 Wyoming	Kingston	PA	18704		
M-18-MC-39-0213	\$3,181.31	2	1	Yes			x	No	Architectural Messaging, Inc.	2710 Turpin Knoll	Cincinnati	Ohio	45244		
B-18-MC-39-0003	\$2,869.00	3	1	No	843782158	No			Arthur Place Farm	1913 Arthur	Cincinnati	Ohio	45225		
M-18-MC-39-0213	\$41,500.80	2	2	No			x	No	Axiom Flooring Enterprises, LLC	12100 Mosteller Rd	Sharonville	Ohio	45241		
M-18-MC-39-0213	\$87,711.30	2	2	No			x	No	Axiom Flooring Enterprises, LLC	12100 Mosteller Rd	Sharonville	Ohio	45241		
M-20-MC-39-0213	\$988,454.53	1	1	No	853046773	No			Blair Lofts I, Ltd.	603 Wheeling	Lancaster	Ohio	43130		
M-18-MC-39-0213	\$11,545.47	1	1	No	853046773	No			Blair Lofts I, Ltd.	603 Wheeling	Lancaster	Ohio	43130		
M-18-MC-39-0213	\$5,686.45	2	1	No			x	No	Bonded Lock Service LLC	3224 Dixie Hwy	Erlanger	KY	41018		
M-18-MC-39-0213	\$25,576.20	2	1	No			x	No	Braun Heating Company	10371 Colerain	Cincinnati	Ohio	45251		
M-18-MC-39-0213	\$29,808.50	2	2	No			x	No	Building Mechancal & Energy Services	175 Tri County Suite 50	Springdale	Ohio	45246		
B-20-MW-39-0003	\$87,500.00	6	1	No	310792742	No			Center for Addiction Treatment	830 Ezzard Charles	Cincinnati	Ohio	45214		
M-18-MC-39-0213	\$24,318.01	2	1	No			x	No	CENTRAL INSULATION SYSTEMS INC	300 Murray	Cincinnati	Ohio	45217		
M-18-MC-39-0213	\$25,649.87	2	1	No			x	No	Cincinnati Alarm Systems, Inc.	11524 Grooms	Blue Ash	Ohio	45242		
B-16-MC-39-0003	\$42,947.50	3	1	No	830439252	No			CINCINNATI NORTHSIDE CURC	1546 Knowlton	Cincinnati	Ohio	45223		

7c: Type of Trade Codes:				7d: Racial/Ethnic Codes:			
CPD:							
Housing/Public Housing:							
1 = New Construction	1 = New Construction	6 = Professional		1 = White Americans		5 = Section 202	
2 = Education/Training	2 = Substantial Rehab.	7 = Tenant Services		2 = Black Americans		6 = HUD-Held (Management)	
3 = Other	3 = Repair	8 = Education/Training		3 = Native Americans		7 = Public/India Housing	
	4 = Service	9 = Arch./Engrg. Appraisal		4 = Hispanic Americans		8 = Section 811	
	5 = Project Mangt.	0 = Other		5 = Asian/Pacific Americans			
				6 = Hasidic Jews			
Previous editions are obsolete.				form HUD-2516 (8/98)			

Contract and Subcontract Activity

U.S. Department of Housing and Urban Development

Public reporting burden for this collection of information is estimated to average .5 hours per response, including the time for reviewing instructions, searching existing data sources, gathering and maintaining the data needed, and completing and reviewing the collection of information. The Information is voluntary. HUD may not collect this information, and you are not required to complete this form, unless it displays a currently valid OMB Control Number.

Executive Orders dated July 14, 1983, directs the Minority Business Development Plans shall be developed by each Federal Agency and the these annual plans shall establish minority business development objectives. The information is used by HUD to monitor and evaluate MBE activities against the total program activity and the designated minority business enterprise (MBE) goals. The Department requires the information to provide guidance and oversight for programs for the development of minority business enterprise concerning Minority Business Development. If the information is not collected HUD would not be able to establish meaningful MBE goals nor evaluate MBE performance against these goals.

Privacy Act Notice = The United States Department of Housing and Urban Development, Federal Housing Administration, is authorized to solicit the Information requested in this form by virtue of Title 12, United States Code, Section 1701 et seq., and regulation. It will not be disclosed or relesed outside the United States Department of Housing and Urban Development without your consen tn, except as required or permitted by Law.

1. GRANTEE NAME CITY OF CINCINNATI				2. Location CINCINNATI OH 45202				Date Submitted: October 15, 2021																																																													
3a. CONTACT PERSON: Bobbi Hageman			3b. PHONE: (513) 352-3209			4. SEMI-ANNUAL REPORTING (Check One) OCT - MAR XX APR 2021 - SEP 2021																																																															
Grant/Project Number or HUD Case Number or other identification of property, subdivision, dwelling unit, etc. 7a.	Amount of Contract or Subcontract 7b.	Type of Trade Code (See below) 7c.	Contractor or Subcontractor Business Racial/Ethnic (See below) 7d.	3b. Phone Number (Including Area Code)		4. Reporting Period			Contractor/Subcontractor Name and Address 7j.																																																												
				Woman Owned Business (Yes or No) 7e.	Prime Contractor Identification (ID) Number 7f.	Sec. 3 7g.	Subcontractor Identification (ID) Number 7h.	Sec. 3 7i.																																																													
									Name	Street	City	State	Zip																																																								
B-18-MC-39-0003	\$2,311.00	3	1	No	800472009	No			Cincinnati Urban Promise	2420 Harrison	Cincinnati	Ohio	45211																																																								
B-20-MC-39-0003	\$10,000.00	0	1	No	310559893	No			Civic Garden Center of Greater Cincinnati	2715 Reading	Cincinnati	Ohio	45206																																																								
B-19-MC-39-0003	\$325,000.00	2	1	No	310873280	No			College Hill CURC	6107 Hamilton	Cincinnati	Ohio	45224																																																								
M-18-MC-39-0213	\$23,475.46	2	1	No			X	No	COLONIAL POST AND FENCE	12826 US 68	Bethel	Ohio	45106																																																								
B-20-MW-39-0003	\$250,000.00	2	1	No	851601166	No			Colonial Village Preservation	30 Hudson 72nd Floor	New York	New York	10001																																																								
B-18-MC-39-0003	\$1,000,000.00	2	1	No	851601166	No			Colonial Village Preservation	30 Hudson 72nd Floor	New York	New York	10001																																																								
M-18-MC-39-0213	\$8,100.00	2	2	No			X	No	Complete Building Maintenance	3629 Wabash	Cincinnati	Ohio	45207																																																								
M-18-MC-39-0213	\$38,331.90	2	1	Yes			X	No	Complete Services	63.45 Castle	Mason	Ohio	45040																																																								
M-18-MC-39-0213	\$64,688.85	2	1	No			X	No	Cox Drywall, Inc.	211 West Fourth Street	Elsmer	KY	41018																																																								
M-18-MC-39-0213	\$13,545.00	2	1	No			X	No	Cox Drywall, Inc.	211 West Fourth Street	Elsmer	KY	41018																																																								
OHLHD0311-17	\$600,000.00	2	2	Yes	822581975	No			D&K Supplies and Janitorial	610 Shepherd Unit 10	Cincinnati	Ohio	45215																																																								
M-18-MC-39-0213	\$181,891.76	2	5	Yes			X	No	D.A.G. Construction Co., Inc.	4924 Winton Road	Cincinnati	Ohio	45232																																																								
M-18-MC-39-0213	\$74,104.07	2	5	Yes			X	No	D.A.G. Construction Co., Inc.	4924 Winton Road	Cincinnati	Ohio	45232																																																								
B-20-MC-39-0003	\$16,000.00	3	1	No	271230809	No			DeSales Community Urban Redevelopment Corporation	2725 Johnston	Cincinnati	Ohio	45206																																																								
M-18-MC-39-0213	\$953.37	2	1	No			X	No	Detect- All Security	496 Old State Rte 74	Cincinnati	Ohio	45244																																																								
B-19-MC-39-0003	\$7,000.00	2	2	No			X	No	E. Lee Trucking, Inc.	5949 River Road	Cincinnati	Ohio	45233																																																								
7c: Type of Trade Codes:														7d: Racial/Ethnic Codes:																																																							
CPD:														Housing/Public Housing:														5 = Section 202																																									
1 = New Construction														1 = New Construction														6 = Professional														2 = Black Americans																											
2 = Education/Training														2 = Substantial Rehab.														7 = Tenant Services														3 = Native Americans														6 = HUD-Held (Management)													
3 = Other														3 = Repair														8 = Education/Training														4 = Hispanic Americans														7 = Public/India Housing													
														4 = Service														9 = Arch./Engrg. Appraisal														5 = Asian/Pacific Americans														8 = Section 811													
														5 = Project Mangt.														0 = Other														6 = Hasidic Jews																											
Previous editions are obsolete.																												form HUD-2516 (8/98)																																									

Contract and Subcontract Activity

U.S. Department of Housing and Urban Development

Public reporting burden for this collection of information is estimated to average .5 hours per response, including the time for reviewing instructions, searching existing data sources, gathering and maintaining the data needed, and completing and reviewing the collection of information. The Information is voluntary. HUD may not collect this information, and you are not required to complete this form, unless it displays a currently valid OMB Control Number.

Executive Orders dated July 14, 1983, directs the Minority Business Development Plans shall be developed by each Federal Agency and the these annual plans shall establish minority business development objectives. The information is used by HUD to monitor and evaluate MBE activities against the total program activity and the designated minority business enterprise (MBE) goals. The Department requires the information to provide guidance and oversight for programs for the development of minority business enterprise concerning Minority Business Development. If the information is not collected HUD would not be able to establish meaningful MBE goals nor evaluate MBE performance against these goals.

Privacy Act Notice = The United States Department of Housing and Urban Development, Federal Housing Administration, is authorized to solicit the Information requested in this form by virtue of Title 12, United States Code, Section 1701 et seq., and regulation. It will not be disclosed or relesed outside the United States Department of Housing and Urban Development without your consen tn, except as required or permitted by Law.

1. GRANTEE NAME CITY OF CINCINNATI				2. Location CINCINNATI OH 45202				Date Submitted: October 15, 2021							
3a. CONTACT PERSON: Bobbi Hageman			3b. PHONE: (513) 352-3209			4. SEMI-ANNUAL REPORTING (Check One) OCT - MAR XX APR 2021 - SEP 2021									
Grant/Project Number or HUD Case Number or other identification of property, subdivision, dwelling unit, etc. 7a.	Amount of Contract or Subcontract 7b.	Type of Trade Code (See below) 7c.	Contractor or Subcontractor Business Racial/Ethnic (See below) 7d.	3b. Phone Number (Including Area Code)		4. Reporting Period			Contractor/Subcontractor Name and Address 7j.						
				Woman Owned Business (Yes or No) 7e.	Prime Contractor Identification (ID) Number 7f.	Sec. 3 7g.	Subcontractor Identification (ID) Number 7h.	Sec. 3 7i.							
									Name	Street	City	State	Zip		
B-19-MC-39-0003	\$4,467.48	2	2	No			X	No	E. Lee Trucking, Inc.	5949 River Road	Cincinnati	Ohio	45233		
B-19-MC-39-0003	\$5,500.00	3	1	No	854104392	No			Ealiox Unlimited LLC	6240 Beechcrest	Cincinnati	Ohio	45230		
B-19-MC-39-0003	\$1,000.00	0	1	No	814021718	No			Eden Urban Gardens	3136 Parkview	Cincinnati	Ohio	45213		
M-18-MC-39-0213	\$57,301.69	2	1	No			X	No	Ferguson Enterprises, LLC	1728 John Street	Cincinnati	Ohio	45214		
M-18-MC-39-0213	\$245,314.63	2	1	No			X	No	Forge Lumber	1528 Gest	Cincinnati	Ohio	45203		
M-18-MC-39-0213	\$54,828.06	2	1	No			X	No	Halpin Plumbing	5177 Fishwick	Cincinnati	Ohio	45216		
M-18-MC-39-0213	\$18,188.25	2	1	No			X	No	Hart Restoration	1608 Elmore Street # 2679	Cincinnati	Ohio	45223		
M-18-MC-39-0213	\$1,209.60	2	1	No			X	No	Hilton Kennedy Co.	6161 Wiehe Road	Cincinnati	Ohio	45237		
M-18-MC-39-0213	\$7,362.60	2	1	No			X	No	Hilton Kennedy Co.	6161 Wiehe Road	Cincinnati	Ohio	45237		
M-18-MC-39-0213	\$832.47	2	1	Yes			X	No	HINSON ROOFING & SHEET METAL	6191 Kilby Road	Harrison	Ohio	45030		
M-18-MC-39-0213	\$17,936.10	2	1	Yes			X	No	HINSON ROOFING & SHEET METAL	6191 Kilby Road	Harrison	Ohio	45030		
M-18-MC-39-0213	\$72,630.00	2	2	No			X	No	HOLLAND & HOLLAND INC	5033 Winton	Cincinnati	Ohio	45232		
M-18-MC-39-0213	\$29,149.24	2	2	No			X	No	Home Group Development	10158 Arborwod	Cincinnati	Ohio	45251		
M-18-MC-39-0213	\$148,006.44	2	1	No			X	No	J Construction	1444 Spring Lawn	Cincinnati	Ohio	45223		
M-18-MC-39-0213	\$5,670.00	2	1	No			X	No	JACO WATERPROOFING	4350 Wade Mill	Fairfield	Ohio	45014		
M-18-MC-39-0213	\$65,191.50	2	1	Yes			X	No	Jansen Interior Products, Inc.	3168 Crescent Avenue	Erlanger	KY	41018		
<div><div><div>7c: Type of Trade Codes:</div><div><div>CPD:</div><div>1 = New Construction</div><div>2 = Education/Training</div><div>3 = Other</div></div><div><div>Housing/Public Housing:</div><div>1 = New Construction</div><div>2 = Substantial Rehab.</div><div>3 = Repair</div><div>4 = Service</div><div>5 = Project Mangt.</div></div><div><div>6 = Professional</div><div>7 = Tenant Services</div><div>8 = Education/Training</div><div>9 = Arch./Engrg. Appraisal</div><div>0 = Other</div></div></div><div><div>7d: Racial/Ethnic Codes:</div><div>1 = White Americans</div><div>2 = Black Americans</div><div>3 = Native Americans</div><div>4 = Hispanic Americans</div><div>5 = Asian/Pacific Americans</div><div>6 = Hasidic Jews</div></div><div><div>5 = Section 202</div><div>6 = HUD-Held (Management)</div><div>7 = Public/India Housing</div><div>8 = Section 811</div></div></div>															
Previous editions are obsolete.															
form HUD-2516 (8/98)															

Contract and Subcontract Activity

U.S. Department of Housing and Urban Development

Public reporting burden for this collection of information is estimated to average .5 hours per response, including the time for reviewing instructions, searching existing data sources, gathering and maintaining the data needed, and completing and reviewing the collection of information. The Information is voluntary. HUD may not collect this information, and you are not required to complete this form, unless it displays a currently valid OMB Control Number.

Executive Orders dated July 14, 1983, directs the Minority Business Development Plans shall be developed by each Federal Agency and the these annual plans shall establish minority business development objectives. The information is used by HUD to monitor and evaluate MBE activities against the total program activity and the designated minority business enterprise (MBE) goals. The Department requires the information to provide guidance and oversight for programs for the development of minority business enterprise concerning Minority Business Development. If the information is not collected HUD would not be able to establish meaningful MBE goals nor evaluate MBE performance against these goals.

Privacy Act Notice = The United States Department of Housing and Urban Development, Federal Housing Administration, is authorized to solicit the Information requested in this form by virtue of Title 12, United States Code, Section 1701 et seq., and regulation. It will not be disclosed or relesed outside the United States Department of Housing and Urban Development without your consen tn, except as required or permitted by Law.

1. GRANTEE NAME CITY OF CINCINNATI				2. Location CINCINNATI OH 45202				Date Submitted: October 15, 2021																																																													
3a. CONTACT PERSON: Bobbi Hageman			3b. PHONE: (513) 352-3209			4. SEMI-ANNUAL REPORTING (Check One) OCT - MAR XX APR 2021 - SEP 2021																																																															
Grant/Project Number or HUD Case Number or other identification of property, subdivision, dwelling unit, etc. 7a.	Amount of Contract or Subcontract 7b.	Type of Trade Code (See below) 7c.	Contractor or Subcontractor Business Racial/Ethnic (See below) 7d.	3b. Phone Number (Including Area Code)		4. Reporting Period			Contractor/Subcontractor Name and Address 7j.																																																												
				Woman Owned Business (Yes or No) 7e.	Prime Contractor Identification (ID) Number 7f.	Sec. 3 7g.	Subcontractor Identification (ID) Number 7h.	Sec. 3 7i.																																																													
									Name	Street	City	State	Zip																																																								
M-18-MC-39-0213	\$5,625.90	2	1	Yes			X	No	Jansen Interior Products, Inc.	3168 Crescent Avenue	Erlanger	KY	41018																																																								
M-18-MC-39-0213	\$27,900.00	2	1	Yes			X	No	Jansen Interior Products, Inc.	3168 Crescent Avenue	Erlanger	KY	41018																																																								
M-18-MC-39-0213	\$1,675.89	2	1	No			X	No	JDS Services	637 Neave	Cincinnati	Ohio	45204																																																								
M-18-MC-39-0213	\$9,612.00	2	1	No			X	No	John P. Tumlin & Sons LTD	10848 Sand Run	Harrison	Ohio	45030																																																								
M-18-MC-39-0213	\$37,358.55	2	1	No			X	No	Joseph E. Clarke & Company, Inc.	106 Strathmore	Fort Thomas	Kentucky	41075																																																								
M-18-MC-39-0213	\$44,397.33	2	1	No			X	No	JP Excavating	P.O. Box 97	Glencoe	Kentucky	41046																																																								
M-18-MC-39-0213	\$54,113.87	2	1	No			X	No	JP Excavating	P.O. Box 97	Glencoe	Kentucky	41046																																																								
M-18-MC-39-0213	\$39,439.17	2	1	No			X	No	JP FLOORING SYSTEMS INC	9097 Union Centre	West Chester	Ohio	45069																																																								
M-18-MC-39-0213	\$12,051.00	2	1	No			X	No	JP FLOORING SYSTEMS INC	9097 Union Centre	West Chester	Ohio	45069																																																								
M-18-MC-39-0213	\$96,077.25	2	1	No			X	No	KEN NEYER PLUMBING, INC	4895 State Route 128	Cleves	Ohio	45002																																																								
M-18-MC-39-0213	\$2,925.00	2	1	Yes			X	No	Kestner Waggoner Restoration Group	122 E Liberty	Cincinnati	Ohio	45202																																																								
M-18-MC-39-0213	\$7,625.00	2	1	Yes			X	No	KMgrafx, Inc.	394 Wards Corner	Loveland	Ohio	45140																																																								
M-18-MC-39-0213	\$102,020.99	2	1	No			X	No	Knose Concrete Construction	5928 Hamilton Cleves	Cleves	Ohio	45002																																																								
B-19-MC-39-0003	\$4,700.00	2	1	Yes			X	No	KT Supply LTD	1073 Oregonia Rd	Lebanon	Ohio	45036																																																								
B-19-MC-39-0003	\$2,978.32	2	1	Yes			X	No	KT Supply LTD	1073 Oregonia Rd	Lebanon	Ohio	45036																																																								
M-18-MC-39-0213	\$22,845.69	2	1	No			X	No	LEED MECHANICAL LLC	1550 Magnolia	Cincinnati	Ohio	45215																																																								
7c: Type of Trade Codes:														7d: Racial/Ethnic Codes:																																																							
CPD:														Housing/Public Housing:														5 = Section 202																																									
1 = New Construction														1 = New Construction														6 = Professional														2 = Black Americans														6 = HUD-Held (Management)													
2 = Education/Training														2 = Substantial Rehab.														7 = Tenant Services														3 = Native Americans														7 = Public/India Housing													
3 = Other														3 = Repair														8 = Education/Training														4 = Hispanic Americans														8 = Section 811													
														4 = Service														9 = Arch./Engrg. Appraisal														5 = Asian/Pacific Americans																											
														5 = Project Mangt.														0 = Other														6 = Hasidic Jews																											
Previous editions are obsolete.																																										form HUD-2516 (8/98)																											

Contract and Subcontract Activity

U.S. Department of Housing and Urban Development

Public reporting burden for this collection of information is estimated to average .5 hours per response, including the time for reviewing instructions, searching existing data sources, gathering and maintaining the data needed, and completing and reviewing the collection of information. The Information is voluntary. HUD may not collect this information, and you are not required to complete this form, unless it displays a currently valid OMB Control Number.

Executive Orders dated July 14, 1983, directs the Minority Business Development Plans shall be developed by each Federal Agency and the these annual plans shall establish minority business development objectives. The information is used by HUD to monitor and evaluate MBE activities against the total program activity and the designated minority business enterprise (MBE) goals. The Department requires the information to provide guidance and oversight for programs for the development of minority business enterprise concerning Minority Business Development. If the information is not collected HUD would not be able to establish meaningful MBE goals nor evaluate MBE performance against these goals.

Privacy Act Notice = The United States Department of Housing and Urban Development, Federal Housing Administration, is authorized to solicit the Information requested in this form by virtue of Title 12, United States Code, Section 1701 et seq., and regulation. It will not be disclosed or relesed outside the United States Department of Housing and Urban Development without your consen tn, except as required or permitted by Law.

1. GRANTEE NAME CITY OF CINCINNATI				2. Location CINCINNATI OH 45202				Date Submitted: October 15, 2021							
3a. CONTACT PERSON: Bobbi Hageman			3b. PHONE: (513) 352-3209			4. SEMI-ANNUAL REPORTING (Check One) OCT - MAR XX APR 2021 - SEP 2021									
Grant/Project Number or HUD Case Number or other identification of property, subdivision, dwelling unit, etc. 7a.	Amount of Contract or Subcontract 7b.	Type of Trade Code (See below) 7c.	Contractor or Subcontractor Business Racial/Ethnic (See below) 7d.	3b. Phone Number (Including Area Code)		4. Reporting Period			Contractor/Subcontractor Name and Address 7j.						
				Woman Owned Business (Yes or No) 7e.	Prime Contractor Identification (ID) Number 7f.	Sec. 3 7g.	Subcontractor Identification (ID) Number 7h.	Sec. 3 7i.							
									Name	Street	City	State	Zip		
M-18-MC-39-0213	\$28,110.33	2	1	No			X	No	LEED MECHANICAL LLC	1550 Magnolia	Cincinnati	Ohio	45215		
M-18-MC-39-0213	\$73,702.89	2	1	No			X	No	LEED MECHANICAL LLC	1550 Magnolia	Cincinnati	Ohio	45215		
OHLHD0311-17	\$380,000.00	2	1	No	851292334	No			LPH Thrives	114 West 14th	Cincinnati	Ohio	45202		
M-20-MC-39-0213	\$1,000,000.00	2	1	No	851292334	No			LPH Thrives	114 West 14th	Cincinnati	Ohio	45202		
M-18-MC-39-0213	\$155,644.20	2	1	No			X	No	M & M Construction	6028 State Route 727	Goshen	Ohio	45122		
M-18-MC-39-0213	\$1,588.68	2	1	No			X	No	McAndrews Glass	820 State	Cincinnati	Ohio	45204		
M-18-MC-39-0213	\$46,414.30	2	1	No			X	No	McAndrews Glass	820 State	Cincinnati	Ohio	45204		
M-20-MC-39-0213	\$400,000.00	1	1	No	851392987	No			Melrose IHNGC Kimited Partnership	990 Nassau	Cincinnati	Ohio	45206		
M-18-MC-39-0213	\$651,596.99	2	1	No			X	No	Model Construction, LLC	1826 Race Street	Cincinnati	Ohio	45202		
M-18-MC-39-0213	\$756,502.09	2	1	No			X	No	Model Construction, LLC	1826 Race Street	Cincinnati	Ohio	45202		
M-18-MC-39-0213	\$658,183.16	2	1	No			X	No	Model Construction, LLC	1826 Race Street	Cincinnati	Ohio	45202		
M-18-MC-39-0213	\$12,559.14	2	1	Yes			X	No	Neiheisel Steel Corporation	6709 Dry Fork	Cleves	Ohio	45002		
M-18-MC-39-0213	\$18,384.32	2	1	No			X	No	Olde Fort Restoration	652 State	Cincinnati	Ohio	45204		
B-20-MC-39-0003	\$7,919.75	3	1	No			X	No	O'SULLIVAN EXTERIORS	1035 Dayton	Cincinnati	Ohio	45214		
M-18-MC-39-0213	\$787.50	2	1	No			X	No	Outdoor Environments Inc.	1045 Meta	Cincinnati	Ohio	45237		
OHLHD0311-17	\$10,000.00	3	1	No	311272434	No			Over-the-Rhine Community Housing	114 W 14th	Cincinnati	Ohio	45202		

7c: Type of Trade Codes:				7d: Racial/Ethnic Codes:			
CPD:							
Housing/Public Housing:							
1 = New Construction	1 = New Construction	6 = Professional		1 = White Americans		5 = Section 202	
2 = Education/Training	2 = Substantial Rehab.	7 = Tenant Services		2 = Black Americans		6 = HUD-Held (Management)	
3 = Other	3 = Repair	8 = Education/Training		3 = Native Americans		7 = Public/India Housing	
	4 = Service	9 = Arch./Engrg. Appraisal		4 = Hispanic Americans		8 = Section 811	
	5 = Project Mangt.	0 = Other		5 = Asian/Pacific Americans			
				6 = Hasidic Jews			
Previous editions are obsolete.				form HUD-2516 (8/98)			

Contract and Subcontract Activity

U.S. Department of Housing and Urban Development

Public reporting burden for this collection of information is estimated to average .5 hours per response, including the time for reviewing instructions, searching existing data sources, gathering and maintaining the data needed, and completing and reviewing the collection of information. The Information is voluntary. HUD may not collect this information, and you are not required to complete this form, unless it displays a currently valid OMB Control Number.

Executive Orders dated July 14, 1983, directs the Minority Business Development Plans shall be developed by each Federal Agency and the these annual plans shall establish minority business development objectives. The information is used by HUD to monitor and evaluate MBE activities against the total program activity and the designated minority business enterprise (MBE) goals. The Department requires the information to provide guidance and oversight for programs for the development of minority business enterprise concerning Minority Business Development. If the information is not collected HUD would not be able to establish meaningful MBE goals nor evaluate MBE performance against these goals.

Privacy Act Notice = The United States Department of Housing and Urban Development, Federal Housing Administration, is authorized to solicit the Information requested in this form by virtue of Title 12, United States Code, Section 1701 et seq., and regulation. It will not be disclosed or relesed outside the United States Department of Housing and Urban Development without your consen tn, except as required or permitted by Law.

1. GRANTEE NAME CITY OF CINCINNATI				2. Location CINCINNATI OH 45202				Date Submitted: October 15, 2021							
3a. CONTACT PERSON: Bobbi Hageman			3b. PHONE: (513) 352-3209			4. SEMI-ANNUAL REPORTING (Check One) OCT - MAR XX APR 2021 - SEP 2021									
Grant/Project Number or HUD Case Number or other identification of property, subdivision, dwelling unit, etc. 7a.	Amount of Contract or Subcontact 7b.	Type of Trade Code (See below) 7c.	Contractor or Subcontractor Business Racial/Ethnic (See below) 7d.	3b. Phone Number (Including Area Code)		4. Reporting Period			Contractor/Subcontractor Name and Address 7j.						
				Woman Owned Business (Yes or No) 7e.	Prime Contractor Identification (ID) Number 7f.	Sec. 3 7g.	Subcontractor Identification (ID) Number 7h.	Sec. 3 7i.							
									Name	Street	City	State	Zip		
B-20-MC-39-0003	\$574,950.55	3	1	No	310859104	No			PEOPLE WORKING COOPERATIVELY	4612 Paddock	Cincinnati	Ohio	45229		
M-18-MC-39-0213	\$29,367.00	2	1	Yes			X	No	PERRY INTERIORS, INC.	4054 Clough Woods Drive	Batavia	Ohio	45103		
M-18-MC-39-0213	\$537,842.94	2	1	No			X	No	Perseverance Residential, LLC	1227 Vine	Cincinnati	Ohio	45202		
M-18-MC-39-0213	\$2,826.00	2	1	Yes			X	No	PLI Group LLC	1003 Tech	Milford	Ohio	45150		
M-17-MC-39-0213	\$19,763.04	1	1	Yes			X	No	PLI Group LLC	1003 Tech	Milford	Ohio	45150		
B-19-MC-39-0003	\$2,655.00	3	1	No	201452663	No			Price Hill Will	3301 Price	Cincinnati	Ohio	45205		
M-18-MC-39-0213	\$2,520.00	2	1	No			X	No	QUEEN CITY AWNING	7225 Kemper	Cincinnati	Ohio	45249		
M-17-MC-39-0213	\$16,692.00	1	1	No			X	No	Queen City Cleaning	7677 Lakota	West Chester	Ohio	45069		
M-18-MC-39-0213	\$9,931.50	2	1	Yes			X	No	RDJI, LLC	401 Madison	Covington	KY	41011		
B-16-MC-39-0003	\$34,336.00	3	1	No			X	No	Regional Excavation and Development Services LLC	4240 Airport	Cincinnati	Ohio	45226		
M-18-MC-39-0213	\$69,984.00	2	1	No			X	No	RIZZO BROTHERS INC	1564 Water	Covington	Kentucky	41014		
M-18-MC-39-0213	\$59,896.97	2	1	No			X	No	RIZZO BROTHERS INC	1564 Water	Covington	Kentucky	41014		
M-18-MC-39-0213	\$53,816.72	2	1	No			X	No	ROBERT JONES PLUMBING	6071 OH - 128	Cleves	Ohio	45002		
M-18-MC-39-0213	\$18,354.60	2	1	Yes			X	No	ROSSMAN-DEUSS ENTERPRISES, LLC	10935 - A Reed Hartman Hwy	Cincinnati	Ohio	45242		
M-18-MC-39-0213	\$84,722.85	2	1	Yes			X	No	ROSSMAN-DEUSS ENTERPRISES, LLC	10935 - A Reed Hartman Hwy	Cincinnati	Ohio	45242		
M-18-MC-39-0213	\$16,459.92	2	1	No			X	No	RTF Fire Protection	11445 Rockfield	Cincinnati	Ohio	45241		

7c: Type of Trade Codes:				7d: Racial/Ethnic Codes:			
CPD:							
Housing/Public Housing:							
1 = New Construction	1 = New Construction	6 = Professional		1 = White Americans		5 = Section 202	
2 = Education/Training	2 = Substantial Rehab.	7 = Tenant Services		2 = Black Americans		6 = HUD-Held (Management)	
3 = Other	3 = Repair	8 = Education/Training		3 = Native Americans		7 = Public/India Housing	
	4 = Service	9 = Arch./Engrg. Appraisal		4 = Hispanic Americans		8 = Section 811	
	5 = Project Mangt.	0 = Other		5 = Asian/Pacific Americans			
				6 = Hasidic Jews			
Previous editions are obsolete.				form HUD-2516 (8/98)			

Contract and Subcontract Activity

U.S. Department of Housing and Urban Development

Public reporting burden for this collection of information is estimated to average .5 hours per response, including the time for reviewing instructions, searching existing data sources, gathering and maintaining the data needed, and completing and reviewing the collection of information. The Information is voluntary. HUD may not collect this information, and you are not required to complete this form, unless it displays a currently valid OMB Control Number.

Executive Orders dated July 14, 1983, directs the Minority Business Development Plans shall be developed by each Federal Agency and the these annual plans shall establish minority business development objectives. The information is used by HUD to monitor and evaluate MBE activities against the total program activity and the designated minority business enterprise (MBE) goals. The Department requires the information to provide guidance and oversight for programs for the development of minority business enterprise concerning Minority Business Development. If the information is not collected HUD would not be able to establish meaningful MBE goals nor evaluate MBE performance against these goals.

Privacy Act Notice = The United States Department of Housing and Urban Development, Federal Housing Administration, is authorized to solicit the Information requested in this form by virtue of Title 12, United States Code, Section 1701 et seq., and regulation. It will not be disclosed or relesed outside the United States Department of Housing and Urban Development without your consen tn, except as required or permitted by Law.

1. GRANTEE NAME CITY OF CINCINNATI				2. Location CINCINNATI OH 45202				Date Submitted: October 15, 2021							
3a. CONTACT PERSON: Bobbi Hageman			3b. PHONE: (513) 352-3209			4. SEMI-ANNUAL REPORTING (Check One) OCT - MAR XX APR 2021 - SEP 2021									
Grant/Project Number or HUD Case Number or other identification of property, subdivision, dwelling unit, etc. 7a.	Amount of Contract or Subcontract 7b.	Type of Trade Code (See below) 7c.	Contractor or Subcontractor Business Racial/Ethnic (See below) 7d.	3b. Phone Number (Including Area Code)		4. Reporting Period			Contractor/Subcontractor Name and Address 7j.						
				Woman Owned Business (Yes or No) 7e.	Prime Contractor Identification (ID) Number 7f.	Sec. 3 7g.	Subcontractor Identification (ID) Number 7h.	Sec. 3 7i.							
									Name	Street	City	State	Zip		
M-18-MC-39-0213	\$54,411.30	2	2	No			X	No	RWB Properties & Construction LLC	611 Shepherd drive Unit 9	cincinnati	Ohio	45215		
OHLHD0311-17	\$600,000.00	2	2	Yes	813859206	No			RWB Properties and Construction	610 Shepherd Unit 9	Cincinnati	Ohio	45215		
M-18-MC-39-0213	\$34,293.60	2	1	No			X	No	Safety First Fire Protection	3383 Moffett	Morning View	KY	41063		
M-18-MC-39-0213	\$27,045.00	2	1	No			X	No	Scott Ranz Construction Inc.	5791 B Boomer	Cincinnati	Ohio	45247		
M-18-MC-39-0213	\$16,022.75	2	1	No			X	No	SELECT KITCHEN WINDOW & DOOR	2741 Lyons Road	Miamisburg	Ohio	45342		
M-18-MC-39-0213	\$56,863.20	2	1	No			X	No	SERVALL ELECTRIC COMPANY, INC.	11697 Lebanon Road	Cincinnati	Ohio	45241		
M-18-MC-39-0213	\$11,353.46	2	1	No			X	No	SERVALL ELECTRIC COMPANY, INC.	11697 Lebanon Road	Cincinnati	Ohio	45241		
M-18-MC-39-0213	\$78,228.47	2	1	No			X	No	SERVALL ELECTRIC COMPANY, INC.	11697 Lebanon Road	Cincinnati	Ohio	45241		
M-18-MC-39-0213	\$49,986.00	2	1	No			X	No	Shambaugh & Son L.P.	4700 Duke	Mason	Ohio	45040		
M-18-MC-39-0213	\$88,253.10	2	1	Yes			X	No	SpeedCo Construction	6125 Belleair	Cincinnati	Ohio	45224		
B-19-MC-39-0003	\$1,483.00	3	1	No	310586416	No			St Stephen Church	320 Donham	Cincinnati	Ohio	45226		
M-18-MC-39-0213	\$5,901.93	2	1	Yes			X	No	Stapleton Electric Co.	4845 State Route 128	Cleves	Ohio	45002		
M-18-MC-39-0213	\$24,750.00	2	1	Yes			X	No	Starr Concrete, LLC	13620 Enterprise Avenue	Cleveland	Ohio	44135		
M-18-MC-39-0213	\$47,077.20	2	1	No			X	No	Steel IT LLC	4370 Mt. Carmel Rd	Cincinnati	Ohio	45245		
M-18-MC-39-0213	\$30,673.26	2	1	No			X	No	Steel IT LLC	4370 Mt. Carmel Rd	Cincinnati	Ohio	45245		
M-18-MC-39-0213	\$3,399.40	2	1	No			X	No	Steel IT LLC	4370 Mt. Carmel Rd	Cincinnati	Ohio	45245		

7c: Type of Trade Codes:

CPD:
1 = New Construction
2 = Education/Training
3 = Other

Housing/Public Housing:
1 = New Construction
2 = Substantial Rehab.
3 = Repair
4 = Service
5 = Project Mangt.

6 = Professional
7 = Tenant Services
8 = Education/Training
9 = Arch./Engrg. Appraisal
0 = Other

7d: Racial/Ethnic Codes:
1 = White Americans
2 = Black Americans
3 = Native Americans
4 = Hispanic Americans
5 = Asian/Pacific Americans
6 = Hasidic Jews

5 = Section 202
6 = HUD-Held (Management)
7 = Public/India Housing
8 = Section 811

Previous editions are obsolete.

form **HUD-2516** (8/98)

Contract and Subcontract Activity

U.S. Department of Housing and Urban Development

Public reporting burden for this collection of information is estimated to average .5 hours per response, including the time for reviewing instructions, searching existing data sources, gathering and maintaining the data needed, and completing and reviewing the collection of information. The Information is voluntary. HUD may not collect this information, and you are not required to complete this form, unless it displays a currently valid OMB Control Number.

Executive Orders dated July 14, 1983, directs the Minority Business Development Plans shall be developed by each Federal Agency and the these annual plans shall establish minority business development objectives. The information is used by HUD to monitor and evaluate MBE activities against the total program activity and the designated minority business enterprise (MBE) goals. The Department requires the information to provide guidance and oversight for programs for the development of minority business enterprise concerning Minority Business Development. If the information is not collected HUD would not be able to establish meaningful MBE goals nor evaluate MBE performance against these goals.

Privacy Act Notice = The United States Department of Housing and Urban Development, Federal Housing Administration, is authorized to solicit the Information requested in this form by virtue of Title 12, United States Code, Section 1701 et seq., and regulation. It will not be disclosed or relesed outside the United States Department of Housing and Urban Development without your consen tn, except as required or permitted by Law.

1. GRANTEE NAME CITY OF CINCINNATI				2. Location CINCINNATI OH 45202				Date Submitted: October 15, 2021							
3a. CONTACT PERSON: Bobbi Hageman			3b. PHONE: (513) 352-3209			4. SEMI-ANNUAL REPORTING (Check One) OCT - MAR XX APR 2021 - SEP 2021									
Grant/Project Number or HUD Case Number or other identification of property, subdivision, dwelling unit, etc. 7a.	Amount of Contract or Subcontract 7b.	Type of Trade Code (See below) 7c.	Contractor or Subcontractor Business Racial/Ethnic (See below) 7d.	3b. Phone Number (Including Area Code)		4. Reporting Period			Contractor/Subcontractor Name and Address 7j.						
				Woman Owned Business (Yes or No) 7e.	Prime Contractor Identification (ID) Number 7f.	Sec. 3 7g.	Subcontractor Identification (ID) Number 7h.	Sec. 3 7i.							
									Name	Street	City	State	Zip		
M-18-MC-39-0213	\$8,492.42	2	1	No			X	No	Structural Systems Repair Group, LLC	2824 Stanton Avenue	Cincinnati	Ohio	45206		
M-18-MC-39-0213	\$115,229.20	2	1	No			X	No	Structural Systems Repair Group, LLC	2824 Stanton Avenue	Cincinnati	Ohio	45206		
B-19-MC-39-0003	\$2,560.00	0	1	No	843818036	No			Students Blossom	1030 Mound	Cincinnati	Ohio	45203		
B-19-MC-39-0003	\$4,575.00	3	1	No	814563777	No			Sun Harvest Gardens	5682 Boomer	Cincinnati	Ohio	45247		
M-17-MC-39-0213	\$80,000.00	1	1	No	300761710	No			The Commons at South Cumminsville Housing Limited P	2335 North Bank	Columbus	Ohio	43220		
B-20-MC-39-0003	\$130,187.50	3	1	No	275158998	No			THE MAX CONSTRUCTION GROUP LLC	2160 KINDEL AVE	CINCINNATI	Ohio	45214		
M-18-MC-39-0213	\$5,397.28	2	2	No			X	No	The Preferred Home Contractors Company	3950 Taylor Avenue	Cincinnati	Ohio	45209		
M-18-MC-39-0213	\$116,321.39	2	1	No			X	No	THE WM.LANG & SONS CO.	3284 Beekman	Cincinnati	Ohio	45223		
M-18-MC-39-0213	\$138,481.26	2	1	No			X	No	THYSSEN KRUP ELEVATOR CORP	934 Dayton	Cincinnati	Ohio	45203		
M-18-MC-39-0213	\$18,000.00	2	1	Yes			X	No	Tri-State Elevator	10958 Mockernut Drive	Harrison	Ohio	45030		
M-18-MC-39-0213	\$22,996.80	2	1	Yes			X	No	Tri-State Wholesale Building Supplies, INC.	1550 Central Avenue	Cincinnati	Ohio	45214		
M-18-MC-39-0213	\$468,844.00	2	1	No			X	No	Triversity Construction Company	5050 Section	Cincinnati	Ohio	45212		
M-18-MC-39-0213	\$4,248.00	2	1	Yes			X	No	WELLING INCORPORATED	7781 Cooper	Cincinnati	Ohio	45242		
M-18-MC-39-0213	\$37,256.40	2	1	Yes			X	No	Wells and Daughters Drywall Company	1197 W 8th	Cincinnati	Ohio	45203		
B-19-MC-39-0003	\$34,800.00	2	1	No	X	No			WILLIAM G SPRING dba SPRING CLEANING CO dba SPRIN	583 LOCUST CORNER RD	CINCINNATI	OH	45245		
B-19-MC-39-0003	\$32,729.00	2	1	No	X	No			WILLIAM G SPRING dba SPRING CLEANING CO dba SPRIN	583 LOCUST CORNER RD	CINCINNATI	OH	45245		

7c: Type of Trade Codes:				7d: Racial/Ethnic Codes:			
CPD:							
Housing/Public Housing:							
1 = New Construction	1 = New Construction	6 = Professional		1 = White Americans		5 = Section 202	
2 = Education/Training	2 = Substantial Rehab.	7 = Tenant Services		2 = Black Americans		6 = HUD-Held (Management)	
3 = Other	3 = Repair	8 = Education/Training		3 = Native Americans		7 = Public/India Housing	
	4 = Service	9 = Arch./Engrg. Appraisal		4 = Hispanic Americans		8 = Section 811	
	5 = Project Mangt.	0 = Other		5 = Asian/Pacific Americans			
				6 = Hasidic Jews			
Previous editions are obsolete.							
form HUD-2516 (8/98)							



2021 CAPER
Consolidated Annual Performance and Evaluation Report

Attachment E – Public Participation and Supporting Documentation

2020 – 2024 CONSOLIDATED PLAN'S 2022 ANNUAL ACTION PLAN AND 2021 CONSOLIDATED ANNUAL PERFORMANCE AND EVALUATION REPORT

Public Meeting Notice

City of Cincinnati

Community Development Advisory Board Meeting

Monday, March 7, 2022, 5 – 6 PM

Via Zoom Meeting: <https://bit.ly/3uZf72R>

Meeting ID: 878 3680 3168

Passcode: 914702

Call in number: (301) 715-8592

A public meeting will be held via Zoom regarding the City's 2020 – 2024 Consolidated Plan's 2022 Annual Action Plan and the 2021 Consolidated Annual Performance and Evaluation Report. The City administers federal funds from the U.S. Department of Housing and Urban Development (HUD): Community Development Block Grant (CDBG), HOME Investment Partnerships Program (HOME), Emergency Solutions Grant (ESG), and Housing Opportunities for Persons With HIV/AIDS (HOPWA). There are a total of 33 different programs to improve the quality of life, eliminate slum and blight, conduct workforce development activities, create jobs and assist businesses, create, renovate, and facilitate access to housing, and benefit moderate to low income areas and residents. The programs and calendar year 2021 accomplishments will be presented to the Community Development Advisory Board (CDAB). CDAB will provide priority recommendations considered when allocating funds to the programs for 2022. Also, the stimulus funding for ESG-Coronavirus Aid, Relief, and Economic Security (CARES), HOPWA-CARES, CDBG-CARES, and HOME – American Rescue Plan (ARP) will be presented and discussed.

The 2020 – 2024 Consolidated Plan's reports can be viewed on the City's Web site at the following URL:

<https://www.cincinnati-oh.gov/community-development/hud-entitlement-grant-submissions/>

To provide comments with regards to the City's HUD funded programs, written comments may be submitted to aisha.tzillah@cincinnati-oh.gov or to City of Cincinnati, 801 Plum Street SSuite 104, Cincinnati, Ohio 45202 to the attention of Aisha Tzillah, Community Development Administrator, no later than March 25, 2022 to be included in a submission of written public comments to HUD.

POSTED – February 18, 2022

NOTARY CERTIFICATE

STATE OF OHIO
COUNTY OF HAMILTON

I, Matthew Heldman, a Notary Public in and for said State, hereby certify that Aisha Tzillah whose name as Community Development Administrator of **THE CITY OF CINCINNATI**, a municipal corporation, has posted the Public Meeting Notice that occurred on March 7, 2022 for the presentation and discussion as well as request for public comments until March 24, 2022 of the 2021 Consolidated Annual Performance and Evaluation Report at public, accessible government buildings visible to the general public at the City of Cincinnati City Hall located at 801 Plum Street, Cincinnati, Ohio 45202 and the Department of Community and Economic Development located at 805 Central Avenue Suite 700, Cincinnati, Ohio 45202. The posting was made available to the public starting February 18, 2022 and was posted until March 24, 2022.

SWORN TO AND SUBSCRIBED BEFORE ME BY:



Given under my hand this the 25th day of March 2022.



NOTARY PUBLIC

My Commission Expires: 7/25/26



MATTHEW HELDMAN
Notary Public, State of Ohio
My Commission Expires:
07-25-2026

Classifieds

To advertise, visit:
classifieds.cin

■ Classifieds Phone:
■ Classifieds Email: d
■ Public Notices/Leg



All classified ads are subject to the applicable rate card, copies of which are available from our Advertising Dept. All ads are subject to approval before right to edit, refuse, reject, classify or cancel any ad at any time. Errors must be reported in the first day of publication. The Enquirer shall not be liable for an error in or omission of an advertisement. No refunds for early cancellation of order.

Your Source Public Notices

for the latest...

OFFICIAL PUBLICATION

2022 - 2024 CONSOLIDATED PLAN'S 2022 ANNUAL ACTION PLAN AND 2021 CONSOLIDATED ANNUAL PERFORMANCE AND EVALUATION REPORT

Public Meeting Notice
City of Cincinnati
Community Development Advisory
Board Meeting
Monday, March 7, 2022, 5 - 6 PM
Via Zoom Meeting
https://bit.ly/3u272r
Meeting ID: 878 3386 3168
Passcode: 914782

Call in numbers: (513) 715-8592
A public meeting will be held via Zoom regarding the City's 2022 - 2024 Consolidated Plan's 2022 Annual Action Plan and the 2021 Consolidated Annual Performance and Evaluation Report. The City administers federal funds from the U.S. Department of Housing and Urban Development (HUD): Community Development Block Grant (CDBG), HOME Investment Partnerships Program (HOME), Emergency Solutions Grant (ESG), and Housing Opportunities for Persons With HIV/AIDS (HOPWA). There are a total of 33 different programs to improve the quality of life, eliminate slum and blight, conduct workforce development activities, create jobs and assist businesses, create, renovate, and facilitate access to housing, and benefit moderate to low income areas and residents. The programs and calendar year 2021 accomplishments will be presented to the Community Development Advisory Board (CDAB). CDAB will provide security recommendations considered when allocating funds to the programs for 2022.

The 2022 - 2024 Consolidated Plan's reports can be viewed on the City's Web site at the following URL:
https://www.cincinnati-oh.gov/cdmu/niv-cd/development-and-housing-grant-submissions

To provide comments with regards to the City's HUD funded programs, written comments may be submitted to city@cityofcincinnati-oh.gov or

OFFICIAL PUBLICATION

to City of Cincinnati, 601 Plum Street Suite 104, Cincinnati, Ohio 45202 to the attention of Aisha Talla, Community Development Administrator, no later than March 25, 2022 to be included in a submission of written public comments to HUD.
(CIN, Feb 24, '22, 45145848)

ADVERTISEMENT

The Loveland City School District is soliciting bids for the purchase of HVAC Roof-top Units.

Plans and specifications are available at the District Office or by emailing John Ames, Business Manager at a mesio@lovelandschools.org. Proposals shall be submitted in sealed envelopes and marked "2022 HVAC Unit Bid". Proposals must be submitted to the Loveland City School District, 757 South Lebanon Road, Loveland, OH 45140, Attn: John Ames, no later than 2:00 pm EST on February 25, 2022.
CIN, Feb 17, 24, '22 5135887

Housing Choice Voucher Project-Based Assistance for Existing, Rehabilitated or Newly Constructed Housing Units - Solicitation 2022-2001; Cincinnati Metropolitan Housing Authority (CMHA) is soliciting Requests for Proposals (RFP) for the subject services and will receive proposals until March 23, 2022, no later than 11:00 A.M. (Local Time) by email to procurement@cmha.com. The RFP and related documents may be obtained by visiting our website at <https://cmha.com>

OFFICIAL PUBLICATION

m/business-opportunities/reso
urces/current-solicitations-act
ive. Questions concerning
this RFP may be directed to
Janell Duncan at janell.duncan@cmha.com.



CIN, Feb 17, 24, '22 5135298

Pursuant to R.C. 723.04 and 723.07, notice is hereby given that the Cincinnati City Council has received a petition from Petitioner BAM Realty Group, LLC, praying for the vacation and sale of a portion of Madison Road public right-of-way, in the Oakley neighborhood of Cincinnati, Ohio, BEGINNING at an existing iron pin with cap stamped "Nordloh" in the west line of Madison Road and at the most easterly corner of a tract conveyed to BAM Realty Group, LLC in Official Record 14187, Page 1166 of the Hamilton County Recorder's Office; Thence through the lands of the Grantor, South 37°06'41" East, 35.24 feet to a set iron pin in the proposed right of way; Thence with the proposed right of way and through the land of the Grantor the following five (5) courses: (1) South 52°44'36" West, 5.78 feet to a set iron pin, (2) South 62°10'16" West, 16.99 feet to a set iron pin, (3) South 62°54'32" West, 41.03 feet to a set iron pin, (4) South

OFFICIAL PUBLICATION

53°03'42" West, 33.30 feet to a set iron pin, (5) North 37°20'54" West, 24.88 feet to a set iron pin in a southeast line of aforesaid BAM Realty Group, LLC; Thence with a southeast line of said BAM Realty Group, LLC, North 52°39'06" East, 96.36 feet to the POINT OF BEGINNING. CONTAINING 0.0635 ACRES and being subject to all legal easements and highways of record, which petition may be considered by the Cincinnati City Council following publication of this notice for six consecutive weeks. For further information, contact the City of Cincinnati Real Estate Department in Room 122, City Hall, 601 Plum Street; (513) 352-3610.
CIN, Feb. 3, 10, 17, 24, Mar. 3, 10, '22 5107100

The Covington Consortium, consisting of the Housing Authority of Covington (HAC), KY and the City of Covington Housing Choice Voucher Program developed its Agency Plan in compliance with the Quality Housing and Work Responsibility Act of 1998. Effective February 25, 2022, the Plan and pertaining documents will be made available for public review at: The Housing Authority of Covington Administration Building, 2300 Madison Avenue, Covington, 41014; The Housing Authority of Covington website, hacov.org; The Housing Authority of Covington Property

OFFICIAL PUBLIC

Management Offices following locations: Terrace, 2940 Magdalen, Covington, 41015; Heights, 2500 Todd, 41011; Golden T E. 11th Street, 41011; Covington Housing Development, 20 West Pike Street, 41011; Public Library, Scott Street, Covington and Northern Kentucky, 104 East 7th Street, 41011. The Authority's hours of are 8:00 a.m. - 4:00 p.m. Monday-Friday, national, state and local days.

The Housing Authority's Board of Commissioners will convene a hearing to discuss the Year Plan and all comments from the public. The hearing will begin at 6:00 p.m. on April 20, 2022, lower-level conference at the Housing Authority Building located at Madison Avenue, KY. The public is invited to attend. The Administration Building is an at building. However, COVID-19 restrictions is limited to the first person attendees. Alternative to in-person attendance, you may submit comments / comments in writing to info@hacov.org by

Homes for Sale-Ohio

Homes for Sale-Ohio



All real estate advertising in this newspaper is subject to the Federal Fair Housing Act of 1968 which makes it illegal to advertise any preference, limitation or discrimination based on race, color, religion, sex, national origin, handicap or familial status or an intention to make any such preference, limitation or discrimination.

This newspaper will not knowingly accept any advertising for real estate which is in violation of the law. Our readers are hereby informed that all dwellings advertised in this newspaper are available on an equal opportunity basis.

Kentucky Commission on Human Rights
800-292-5566
H.O.M.E. (Housing Opportunities Made Equal)
513-721-466

Business & Service Directory

to advertise, email: ServiceDirectory@enquirer.com or call: 855.288.3511

Appliance Repair & Service

WE SERVICE ALL APPLIANCES & REPAIR THEM. 513-317-1849

Handyman Services

HANDY MAN SERVICE & HAULING!
513-317-1849

Hauling

LESTER'S HAULING & PROPERTY CLEANUP
Clean Out, Yard Work, Leaves, Brush, Mulch, Junk Removal 513-324-6726

Mark's Hauling & Property Clean Up
Clean Outs, Yard Work, Leaf, Mulch, Brush, Junk Removal 513-720-3658

Moving

HMS MOVERS! Free Est!
Local long distance No job too
Reasonable, C. Welcome. 513-720-3658
<http://hmsmovers.org>

Senior Home

Home Care
Tristate Healthcare Services
513-317-1849

Aisha.Tzillah@cincinnati-oh.gov is inviting you to a scheduled Zoom meeting.

Topic: Community Development Advisory Board Meeting

Time: Mar 7, 2022 05:00 PM Eastern Time (US and Canada)

Join Zoom Meeting

<https://cincinnati-oh.zoom.us/j/87836803168?pwd=R3hSOXJPVHYyYWZqSk1ZL3lOMmpMdz09>

<https://bit.ly/3uZf72R>

Meeting ID: 878 3680 3168

Passcode: 914702

One tap mobile

+19292056099,,87836803168# US (New York)

+13017158592,,87836803168# US (Washington DC)

Dial by your location

+1 929 205 6099 US (New York)

+1 301 715 8592 US (Washington DC)

+1 312 626 6799 US (Chicago)

+1 669 900 6833 US (San Jose)

+1 253 215 8782 US (Tacoma)

+1 346 248 7799 US (Houston)

Meeting ID: 878 3680 3168

Find your local number: <https://cincinnati-oh.zoom.us/j/87836803168>

**2020 – 2024 CONSOLIDATED PLAN'S
2022 ANNUAL ACTION PLAN AND
2021 CONSOLIDATED ANNUAL
PERFORMANCE AND EVALUATION
REPORT**

PUBLIC MEETING NOTICE

City of Cincinnati

**Community Development Advisory
Board Meeting**

Monday, March 7, 2022, 5 – 6 PM

Via Zoom Meeting: <https://bit.ly/3uZf72R>

Meeting ID: 878 3680 3168

Passcode: 914702

Call in number: (301) 715-8592

A public meeting will be held via Zoom regarding the City's 2020 – 2024 Consolidated Plan's 2022 Annual Action Plan and the 2021 Consolidated Annual Performance and Evaluation Report. The City administers federal funds from the U.S. Department of Housing and Urban Development (HUD): Community Development Block Grant (CDBG), HOME Investment Partnerships Program (HOME), Emergency Solutions Grant (ESG), and Housing Opportunities for Persons With HIV/AIDS (HOPWA). There are a total of 33 different programs to improve the quality of life, eliminate slum and blight, conduct workforce development activities, create jobs and assist businesses, create, renovate, and facilitate access to housing, and benefit moderate to low income areas and residents. The programs and calendar year 2021 accomplishments will be presented to the Community Development Advisory Board (CDAB). CDAB will provide priority recommendations considered when allocating funds to the programs for 2022. Also, the stimulus funding for ESG-Coronavirus Aid, Relief, and Economic Security (CARES), HOPWA-CARES, CDBG-CARES, and HOME – American Rescue Plan (ARP) will be presented and discussed.

The 2020 – 2024 Consolidated Plan's reports can be viewed on the City's Web site at the following URL:

<https://www.cincinnati-oh.gov/community-development/hud-entitlement-grant-submissions/>

To provide comments with regards to the City's HUD funded programs, written comments may be submitted to aisha.tzillah@cincinnati-oh.gov or to City of Cincinnati, 801 Plum Street SSuite 104, Cincinnati, Ohio 45202 to the attention of Aisha Tzillah, Community

Development Administrator, no later than March 25, 2022 to be included in a submission of written public comments to HUD.

NOTICE OF COUNCIL/COMMITTEE MEETINGS

Beginning on Monday, April 19, 2021 City Council Chambers will be open to the public for the limited purpose of attending City Council and Council committee meetings. The City will enforce maximum capacity restrictions for in-person participation in accordance with ongoing COVID-19 protocols. Members of the public are encouraged to continue to provide public comment and participate in Council meetings remotely via Zoom

Due to COVID-related safety measures in place at City Hall, members of the public attending a Council meeting or Council committee meeting in person who are not fully vaccinated will be required to wear masks and socially distance at least six feet away from others while inside City Hall and in Council Chambers. The public will be required to be seated and masked, if not fully vaccinated, except as necessary to make public comments or otherwise testify in the meeting at the request of Council or the Council committee. City Hall security staff will monitor attendance and limit entry to City Hall once capacity is reached.

This meeting can be watched in real time on CitiCable or by livestreaming the meeting at www.cincinnati-oh.gov. Members of the public may also register to appear at the meeting via Zoom at www.cincinnati-oh.gov/council/public-speakers-registration, and they may submit written comments and questions to City Council by email at clerkofcouncil@cincinnati-oh.gov. All meeting registrations, comments, and questions must be received no later than 2pm (EST) on the day prior to the meeting, except that registrations, comments, and questions concerning a public hearing item will be accepted if received by 9am (EST) on the day of the hearing. Please note that the failure to timely register or to timely submit a comment or question may result in your inability to participate in the meeting or to have your comment or question considered at the meeting.

**LEGAL NOTICE - BIDS WANTED
DEPARTMENT OF FINANCE/PURCHASING DIVISION**

GENERAL REQUIREMENTS

Sealed proposals for furnishing the materials, supplies, equipment or services, for the repair, construction or improvements, as indicated by the items hereunder listed and in accordance with the applicable specifications will be received at the office of the City Purchasing Agent, Two Centennial Plaza, Suite 234, 805 Central Avenue, Cincinnati, Ohio 45202, where they will be opened and publicly read aloud.

Current invitations for bids and proposals are now posted and available for download at <https://data.cincinnati-oh.gov/browse?category=Fiscal+Sustainability+Strategic+Investment>.

Persons with standing, their representatives and witnesses, and members of the public will be provided virtual and in-person access to public hearings as provided below. If you would like to participate in or view an upcoming hearing, please carefully review the following instructions. Please note that persons with standing, other than the applicant and/or owner, must submit a written request no less than 48 hours in advance of a public hearing to gain access to the hearing.

**NOTICE OF A PUBLIC HEARING
BEFORE THE HISTORIC
CONSERVATION BOARD
II CENTENNIAL PLAZA
805 CENTRAL AVENUE, 5TH FLOOR**

CASE NUMBER: COA2022003
SUBJECT PROPERTY: 1808 ELM ST
BOARD HEARING: HISTORIC
CONSERVATION BOARD
HEARING DATE: 03 14 2022 at 3:00 PM
HEARING LOCATION: This hearing will be conducted using video-conferencing technology. Please visit www.cincinnati-oh.gov/boards regarding procedures and rules for participation
PRE HEARING DATE: 02 23 2022 at 9:00am
PRE HEARING LOCATION: This pre-hearing will be conducted using video-conferencing technology. Please visit <https://cincinnati-oh.webex.com/meet/beth.johnson>
APPLICANT: PLATTE ARCHITECTURE AND DESIGN
REFERENCE REQUEST: The applicant requests a Certificate of Appropriateness to rehabilitate an existing structure for mixed use purposes, including new storefront, construction of a roof deck, window replacement and the addition of residential units on the top two floors in the Over the Rhine Historic District.

The Board has the duty to provide notice of its hearing-postmarked at least seven days in advance of the hearing to all property owners located within two hundred feet of the boundaries of the Subject Property, as per Cincinnati Zoning Code §1435 09 1 E. The purpose of the pre hearing conference is to provide interested parties with an opportunity to review the project and to ask questions prior to the hearing. No decision on the application will be made at the pre hearing conference. Questions and concerns should be directed to

the Historic Conservation Office:

Beth Johnson
805 Central Ave, Suite 500
Cincinnati, Ohio 45202
513 352 4848

Urban.conservator@cincinnati-oh.gov

**NOTICE OF A PUBLIC HEARING
BEFORE THE HISTORIC
CONSERVATION BOARD
II CENTENNIAL PLAZA
805 CENTRAL AVENUE, 5TH FLOOR**

CASE NUMBER: COA2022004
SUBJECT PROPERTY: 548 E 13TH ST
BOARD HEARING: HISTORIC
CONSERVATION BOARD
HEARING DATE: 03 28 2022 at 3:00 PM
HEARING LOCATION: This hearing will be conducted using video-conferencing technology. Please visit www.cincinnati-oh.gov/boards regarding procedures and rules for participation
PRE HEARING DATE: 03 09 2022 at 9:00am
PRE HEARING LOCATION: This pre-hearing will be conducted using video-conferencing technology. Please visit <https://cincinnati-oh.webex.com/meet/beth.johnson>
APPLICANT: STEVEN HAMPTON
REFERENCE REQUEST: The applicant requests a Certificate of Appropriateness to construct a single story garage addition and brick privacy wall in the Over The Rhine Historic District. Additionally, the applicant requests zoning relief related to side and rear yard setbacks, and the height and opacity of the wall.

The Board has the duty to provide notice of its hearing postmarked at least seven days in advance of the hearing to all property owners located within two hundred feet of the boundaries of the Subject Property, as per Cincinnati Zoning Code §1435 09 1 E. The purpose of the pre hearing conference is to provide interested parties with an opportunity to review the project and to ask questions prior to the hearing. No decision on the application will be made at the pre hearing conference. Questions and concerns should be directed to the Historic Conservation Office:

Beth Johnson
805 Central Ave, Suite 500
Cincinnati, Ohio 45202
513 352 4848

Urban.conservator@cincinnati-oh.gov

PUBLIC ANNOUNCEMENT

Pursuant to Section 117.38 of the Ohio Revised Code, the City of Cincinnati's 2021 Annual Comprehensive Financial Report (ACFR) has been completed and filed with the Auditor of State.

The report is available at the office of the Finance Director, room 250, City Hall or on our website at:

<https://www.cincinnati-oh.gov/finance/financialreports/>

**2020 – 2024 CONSOLIDATED PLAN'S
2022 ANNUAL ACTION PLAN AND
2021 CONSOLIDATED ANNUAL
PERFORMANCE AND EVALUATION
REPORT**

PUBLIC MEETING NOTICE

City of Cincinnati

**Community Development Advisory
Board Meeting**

Monday, March 7, 2022, 5 – 6 PM

Via Zoom Meeting: <https://bit.ly/3uZf72R>

Meeting ID: 878 3680 3168

Passcode: 914702

Call in number: (301) 715-8592

A public meeting will be held via Zoom regarding the City's 2020 – 2024 Consolidated Plan's 2022 Annual Action Plan and the 2021 Consolidated Annual Performance and Evaluation Report. The City administers federal funds from the U.S. Department of Housing and Urban Development (HUD): Community Development Block Grant (CDBG), HOME Investment Partnerships Program (HOME), Emergency Solutions Grant (ESG), and Housing Opportunities for Persons With HIV/AIDS (HOPWA). There are a total of 33 different programs to improve the quality of life, eliminate slum and blight, conduct workforce development activities, create jobs and assist businesses, create, renovate, and facilitate access to housing, and benefit moderate to low income areas and residents. The programs and calendar year 2021 accomplishments will be presented to the Community Development Advisory Board (CDAB). CDAB will provide priority recommendations considered when allocating

funds to the programs for 2022. Also, the stimulus funding for ESG-Coronavirus Aid, Relief, and Economic Security (CARES), HOPWA-CARES, CDBG-CARES, and HOME – American Rescue Plan (ARP) will be presented and discussed.

The 2020 – 2024 Consolidated Plan's reports can be viewed on the City's Web site at the following URL:

<https://www.cincinnati-oh.gov/community-development/hud-entitlement-grant-submissions/>

To provide comments with regards to the City's HUD funded programs, written comments may be submitted to aisha.tzillah@cincinnati-oh.gov or to City of Cincinnati, 801 Plum Street Suite 104, Cincinnati, Ohio 45202 to the attention of Aisha Tzillah, Community Development Administrator, no later than March 25, 2022 to be included in a submission of written public comments to HUD.

2022 NEIGHBORHOOD SUMMIT: REGISTRATION OPEN!

The City of Cincinnati's Department of City Planning and Engagement is happy to share that Invest in Neighborhoods has opened up registration for this year's Neighborhood Summit to be held on March 12, 2022 at Woodward High School. Please visit <https://www.investinneighborhoods.org/neighborhood-summit/> in order to register and learn more about the event!

2022 Neighborhood Summit
Registration Open
Deadline March 1, 2022

**2022 Neighborhood Summit
Leadership for the Future
in partnership with Cincinnati Public
Schools
Saturday March 12, 2022
Woodward High School**

Leadership comes from many places and in many forms. This Summit will highlight the people, projects, programs, and partnerships that take us into the future. Areas will include youth leadership, grass roots leadership, and new leadership; leadership at the municipal, organizational, or individual level; and projects and programs that take us, our neighborhoods, and our city into the future.

Registration open until March 1

[Click here for program and registration](#)

Want to submit an idea for the Policy Pitch to the City Committees?
open until Feb 28

[Submit Policy Pitch idea](#)

Want to share your thoughts on priorities with Mayor Pureval?
Open until Feb 28

LEGAL NOTICE - BIDS WANTED DEPARTMENT OF FINANCE PURCHASING DIVISION

GENERAL REQUIREMENTS

Sealed proposals for furnishing the materials, supplies, equipment or services, for the repair, construction or improvements, as indicated by the items hereunder listed and in accordance with the applicable specifications will be received at the office of the City Purchasing Agent, Two Centennial Plaza, Suite 234, 805 Central Avenue, Cincinnati, Ohio 45202, where they will be opened and publicly read aloud.

Current invitations for bids and proposals are now posted and available for download at <https://data.cincinnati-oh.gov/browse?category=Fiscal+Sustainability+Strategic+Investment>.



[About](#) [Business Expansion](#) [Real Estate Development](#)

[Neighborhood Services](#) [Homeowner/Renter Assistance](#) [Oversight](#) [Q](#)

Community Development Advisory Board Meeting (CDAB)

[Home](#) / [Community Development Advisory Board Meeting \(CDAB\)](#)

Community Development Advisory Board Meeting (CDAB)

March 7 @ 5:00 pm - 6:00 pm

A meeting of the Community Development Advisory Board (CDAB) is scheduled for **Monday, March 7, 2022 from 5:00 – 6:00 pm**. This meeting will be conducted via Zoom, and topics will

include the City's 2020 – 2024 Consolidated Plan's 2022 Annual Action Plan and the 2021 Consolidated Annual Performance and Evaluation Report.

The City administers federal funds from the U.S. Department of Housing and Urban Development (HUD): Community Development Block Grant (CDBG), HOME Investment Partnerships Program (HOME), Emergency Solutions Grant (ESG), and Housing Opportunities for Persons With HIV/AIDS (HOPWA). There are a total of 33 different programs to improve the quality of life, eliminate slum and blight, conduct workforce development activities, create jobs and assist businesses, create, renovate, and facilitate access to housing, and benefit moderate to low-income areas and residents. The programs and calendar year 2021 accomplishments will be presented to the Community Development Advisory Board (CDAB). CDAB will provide priority recommendations considered when allocating funds to the programs for 2022. Also, the stimulus funding for ESG-Coronavirus Aid, Relief, and Economic Security (CARES), HOPWA-CARES, CDBG-CARES, and HOME – American Rescue Plan (ARP) will be presented and discussed.

Due to issues reasonably connected to Ohio Department of Health orders or guidance concerning COVID-19, members of the City Administration may be required to participate remotely. The manner of remote participation shall otherwise comply with all requirements of the Open Meetings Act. Remote viewing for the meeting can be accessed at the following URL:
Zoom Meeting: **<https://bit.ly/3uZf72R>**

Meeting ID: 878 3680 3168

Passcode: 914702

Call in number: (301) 715-8592

The 2020 – 2024 Consolidated and prior Action Plans and Consolidated Annual Performance and Evaluation Reports can be viewed on the City's Web site at the following URL:

<https://www.cincinnati-oh.gov/community-development/hud-entitlement-grant-submissions/>

To provide comments with regards to the City's HUD funded programs, written comments may be submitted to aisha.tzillah@cincinnati-oh.gov or to City of Cincinnati, 801 Plum Street, Suite 104, Cincinnati, Ohio 45202 to the attention of Aisha Tzillah, Community Development Administrator, no later than March 25, 2022, to be included in the submission of written public comments to HUD.

Please feel free to attend as well as forward the invite to those who may be interested.

The logo for the City of Cincinnati, featuring the words "city of" in a small, lowercase font above the word "CINCINNATI" in a larger, uppercase font. The background of the entire slide is a graphic with overlapping curved shapes in shades of blue and green, separated by a white line.

city of
CINCINNATI

Community Development Advisory Board 2022 Annual Action Plan and 2021 Consolidated Annual Performance and Evaluation Report

March 7, 2022



Agenda

Community Development Advisory Board

- Welcome and Introductions / Public Meeting Overview
- Federal requirements
- Public Participation results
- Federal Grant Programs
 - Community Development Block Grant (CDBG)
 - HOME Investment Partnerships (HOME)
 - CDBG Coronavirus Aid, Relief, and Economic Security (CARES or CV)
 - Emergency Solutions Grant (ESG) and ESG-CV
 - Housing Opportunities for Persons With HIV/AIDS (HOPWA) and HOPWA-CV
 - HOME – American Rescue Plan (ARP)
- CDAB Ranking
- Adjourn

1



Emergency Solutions Grant (ESG) and Housing Opportunities for Persons with HIV/AIDS (HOPWA) are determined by different advisory boards.

Public Meeting

Community Development Advisory Board

- This is a Public Meeting
- Questions from CDAB throughout presentation – please raise hand
- All questions / comments from the public will occur at the end of the presentation
 - Please raise hand
 - Please keep questions / comments to 3 minutes
- To provide community feedback – the City will accept community ranking and comments until March 24th:

https://www.surveymonkey.com/r/cincinnati_speaks_2021

2



Emergency Solutions Grant (ESG) and Housing Opportunities for Persons with HIV/AIDS (HOPWA) are determined by different advisory boards.

Federal Requirements

Overview of Consolidated Plan

- City of Cincinnati is an **Entitlement Jurisdiction** as determined by HUD
- **Federal allocations** based on community need, extent of poverty, population, housing over crowding, age of housing, population growth lag
- **Consolidated Plan** (2020 – 2024) contains:
 - Community Needs Assessment
 - Housing Market Analysis
 - Strategic Plan (with 5-year benchmarks)
 - Furthering Fair Housing Assessment
- **Annual Reporting**
 - Annual Action Plans (AAP)
 - Submitted yearly to allocate funding to the identified programs
 - Consolidated Annual Performance and Evaluation Reports (CAPER)

3



HUD – U.S. Department of Housing and Urban Development

4 entitlement grant programs, HOME, ESG, HOPWA, CDBG

Con Plan - Framework for the City to identify housing homeless, special populations, and community and economic development needs and resources and tailor a strategic plan for meeting those needs

The Strategic Plan outlines programs and corresponding benchmarks to achieve over the 5 years. The Annual Action Plan allocates funding to the programs yearly.

Community participation is an integral part of each report and plan.

Federal Grant Programs

Overview of Entitlement Programs

- **Community Development Block Grant (CDBG)**
 - National Objectives: benefit low-moderate income individuals ($\geq 70\%$); eliminate slum and blight ($\leq 30\%$); or urgent need
 - Primary Objectives: decent housing, suitable living environments, expanded economic activity
 - 15% cap on public service activities (i.e. job training)
- **HOME Investment Partnerships Program (HOME)**
 - Affordable housing for low-income individuals
 - 15% CHDO development projects; 5% CHDO operating support, 15% Match
- **Emergency Solutions Grant (ESG)** – serves homeless population
- **Housing Opportunities for Persons With HIV/AIDS (HOPWA)**

4



2021 Entitlement Awards:

CDBG: \$11,774,974

HOME: \$2,737,925

ESG: \$997,610

HOPWA: \$1,281,332

2020 Stimulus CARES (Coronavirus Aid, Relief, and Economic Security)

CDBG-CV: \$9,106,648

ESG-CV: \$7,651,777

HOPWA-CV: \$166,072

2021 American Rescue Plan

HOME-ARP: \$9,923,076

Several waivers were issued on certain federal requirements for the stimulus funding as well as for the entitlement programs

Public Participation Process



Public Participation Results			
https://www.surveymonkey.com/r/cincinnati_speaks_2021			
1	Homeless prevention and assistance (55%)	13	Legal assistance for tenants (27%)
2	Improving neighborhood business districts (50%)	14	Lower concentrations of poverty in neighborhoods (26%)
3	Affordable housing (46%)	15	Down payment assistance for first time homebuyers (25%)
4	Homeowner repair assistance for low-income persons (45%)	16	Operating support for CDCs (23%)
5	Housing repairs for the elderly / disabled (45%)	17	Building code violation enforcement (23%)
6	Historic building preservation (44%)	18	Mill Creek watershed improvement (23%)
7	Employment training for under- / non-employed (43%)	19	Childhood lead poisoning prevention (21%)
8	Converting vacant lots into pocket parks / urban gardens (42%)	20	Housing discrimination assistance (21%)
9	Youth and young adult job training program (37%)	21	Relocation assistance from dilapidated housing (19%)
10	Small business assistance and loans (29%)	22	Demolishing and barricading vacant / blighted buildings (17%)
11	Findlay market assistance (28%)	23	On-the-job construction training (16%)
12	Environmental cleanup of contaminated sites (27%)	24	Emergency mortgage assistance (13%)

Public participation results collected in CY 2021 for CY 2022's community priorities. Individuals selected up to 10 community priorities that reflected the established programs.

A total of 291 have participated in the survey

Moderate to Low Income Limits

2021 Income Limits (changes annually)

Income Level	1 Person	2 People	3 People	4 People	5 People
Extremely Low Income (30% AMI)	\$17,950	\$20,500	\$23,050	\$25,600	\$27,650
Very Low Income (50% AMI)	\$29,900	\$34,200	\$38,450	\$42,700	\$46,150
Low Income (60% AMI)	\$35,880	\$41,040	\$46,140	\$51,240	\$55,380
Moderate Income (80% AMI)	\$47,850	\$54,650	\$61,500	\$68,300	\$73,800

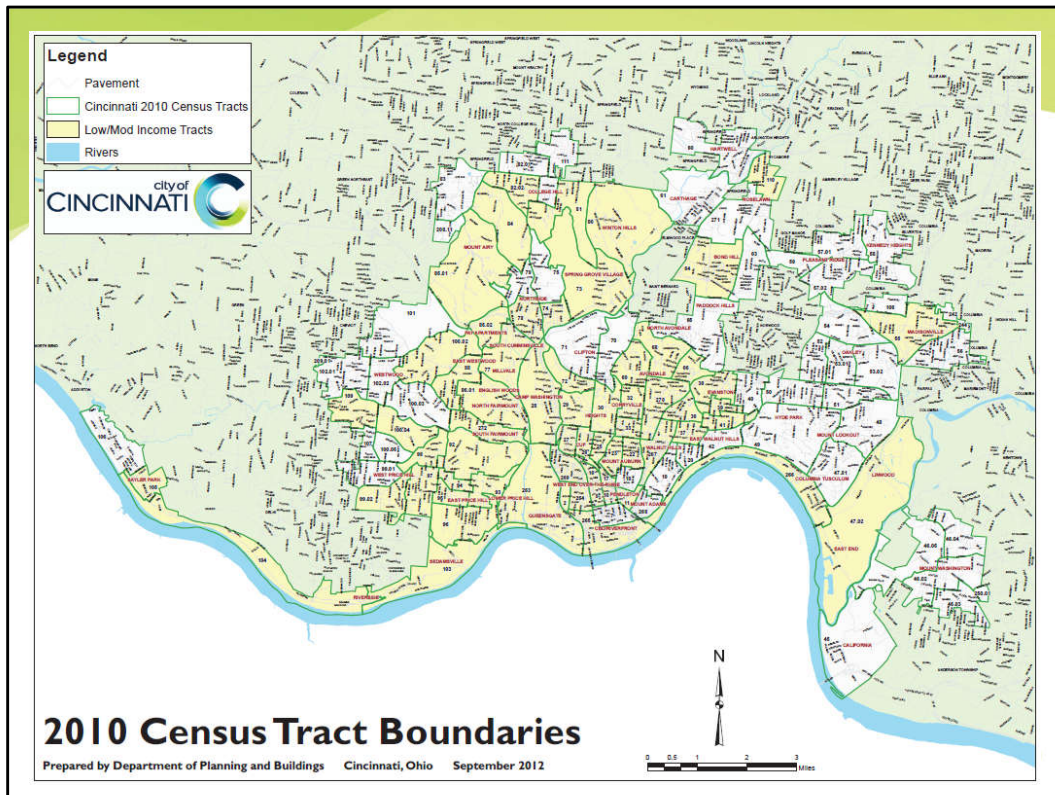
Source: <http://www.hud.gov>

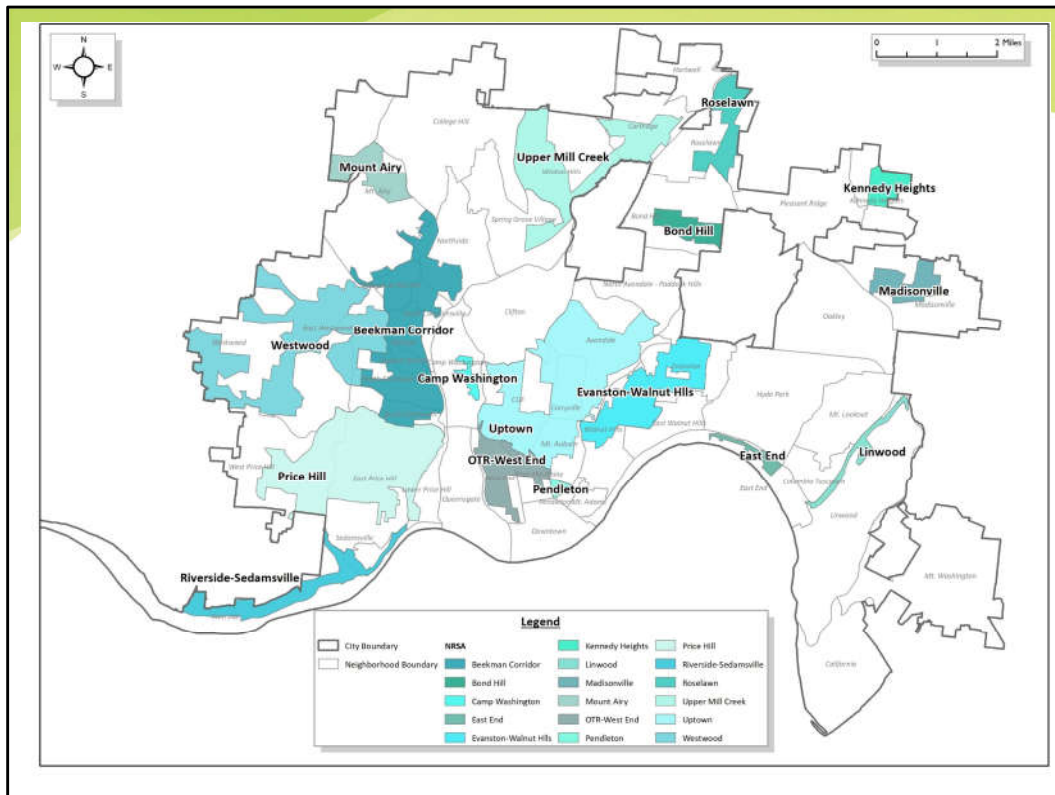


7

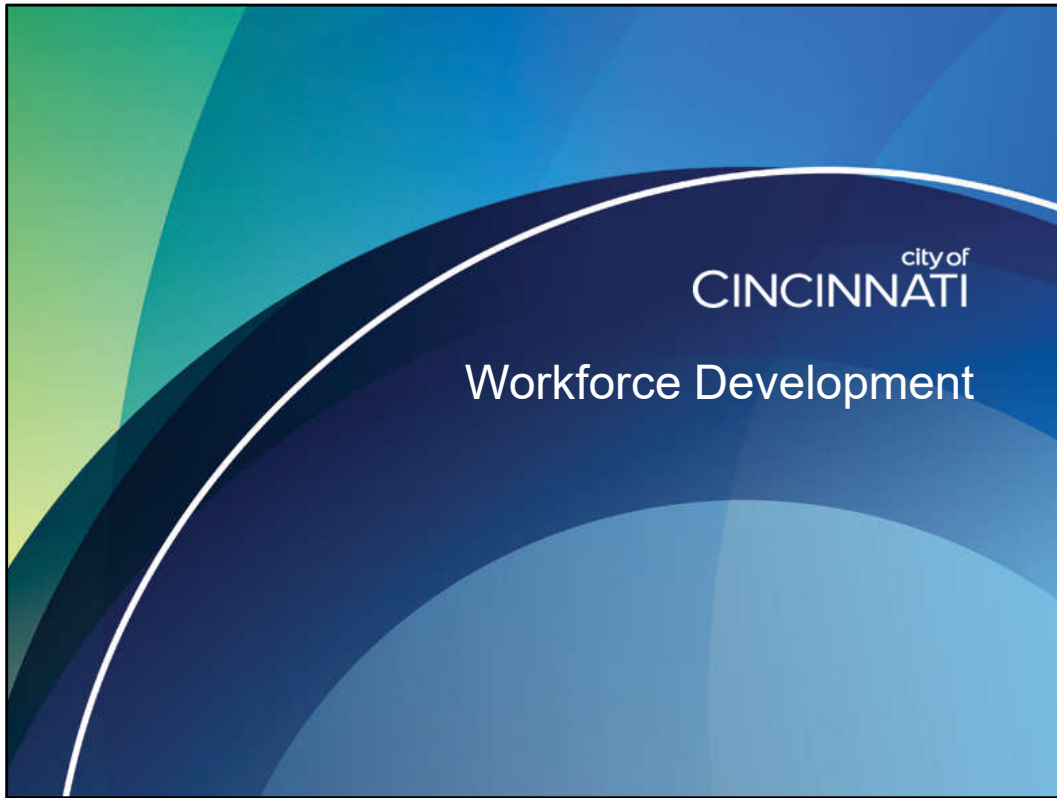
The focus of the City's federal grant programs is to support our moderate to low income population, meaning individuals and families whose income is at 80% of the area's median income (AMI) or lower. Different programs have specific income requirements but all are aimed at 80% AMI or lower. Coined "low-mod".

The low-mod population can be a direct benefit (meaning the individual being assisted is at 80% AMI) or it is an area benefit (meaning at least 51% of the population in a specific census tract is at 80% AMI or lower). The map of low-mod census tracts in the City was distributed at the meeting and shown on the following slide.





Neighborhood Revitalization Strategy Area – offers flexibility with public service activities over the 15% public service cap



Workforce Development

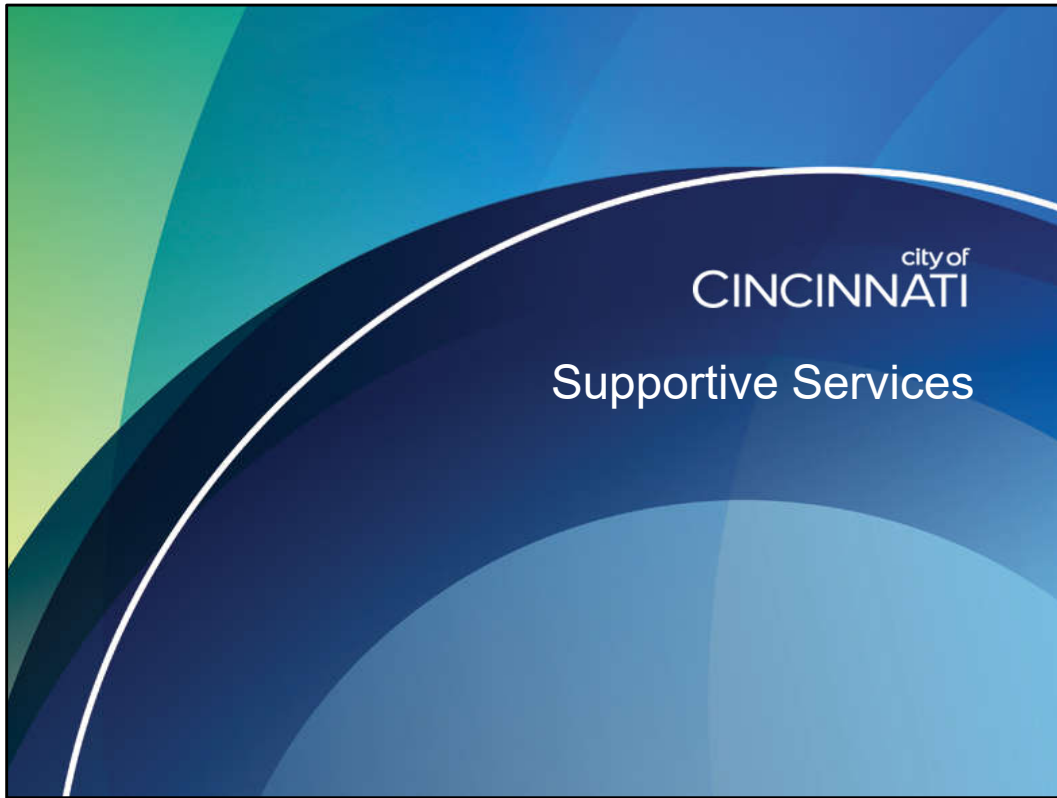
2020 – 2024 Consolidated Plan Performance

Program	Annual Goal (5-Year)	2020 Results	2021 Results	2021 Allocation
<i>Blueprint For Success</i>	7 (35) Persons	18 persons	16* persons	**\$0
<i>Hand Up initiative</i>	500 (2,500) Persons	235 persons	137* persons	\$1,267,214
<i>Youth and Young Adult</i>	500 (2,500) Persons	366 persons	521 persons	\$723,214

10



*under reporting the accomplishment for 2021 Hand Up, in progress Blueprint
 **prior years resources were available



Supportive Services

2020 – 2024 Consolidated Plan Performance

Program	Annual Goal (5-Year)	2020 Results	2021 Results	2021 Allocation
<i>Emergency Mortgage Assistance</i>	100 (500)	237 persons	244 persons	\$197,214
<i>Fair Housing Services</i>	1,000 (5,000)	1,650 persons	1,057 persons	\$177,214
<i>Tenant Rep.</i>	200 (1,000)	347 persons	737 persons	\$237,214
<i>Project Lift</i>	300 (1,500)	0 households	0 households	\$607,214
<i>Family Re-Housing Assistance</i>	20 (100)	9 households	2 households	**\$0
<i>***Housing Choice Mobility</i>	10 (50)	-	-	\$32,214

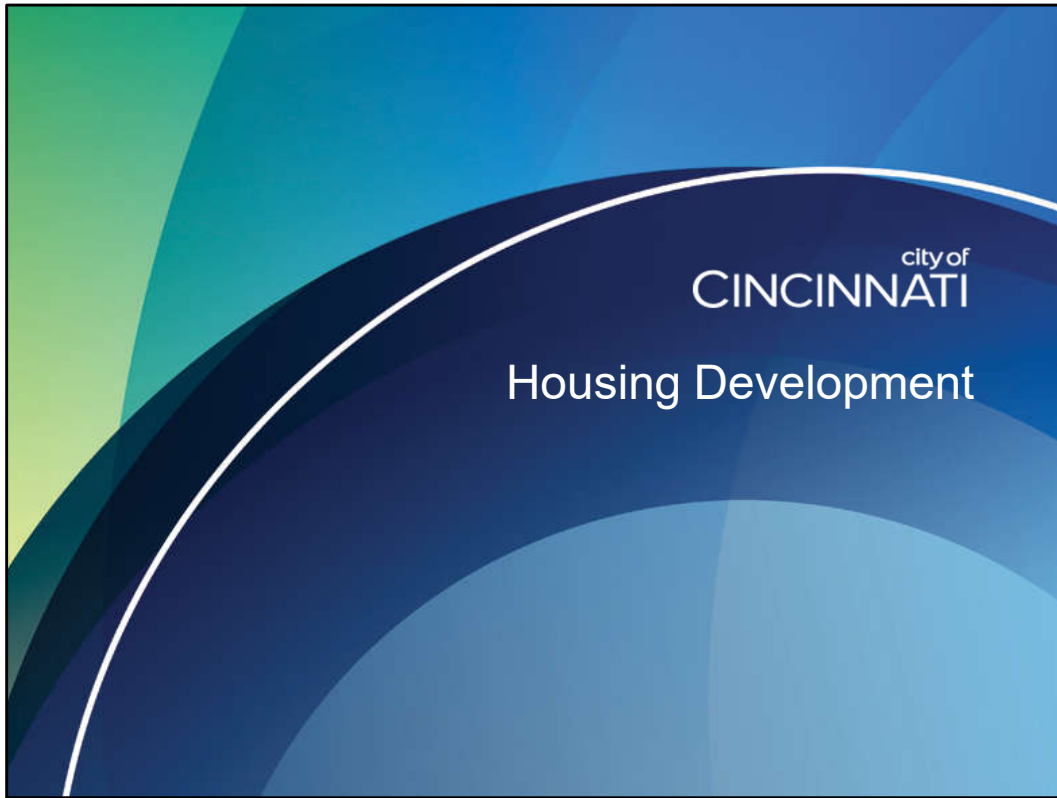


11

**prior years' resources were available

*** PMCE is hiring dedicated staff for to administer this Code Enforcement Relocation and Housing Choice Mobility Program

Code Enforcement Relocation changed name to Family Re-housing Assistance



Housing Development

2020 – 2024 Consolidated Plan Performance

Program	Annual Goal (5-Year)	2020 Results	2021 Results	2021 Allocation
<i>Compliance Assistance Repairs for the Elderly</i>	10 (50) units	0 units	6 units	**\$0
<i>Housing Repair Services</i>	1,100 (5,500) units	878 units	915 units	\$1,857,214
<i>Historic Stabilization of Structures</i>	1 (5) buildings	1 building	1 building	\$207,214
<i>HARBOR</i>			-	\$257,214
<i>Single Family Homeownership – HOME</i>	3 (15) units	0 units	0 units	\$200,000

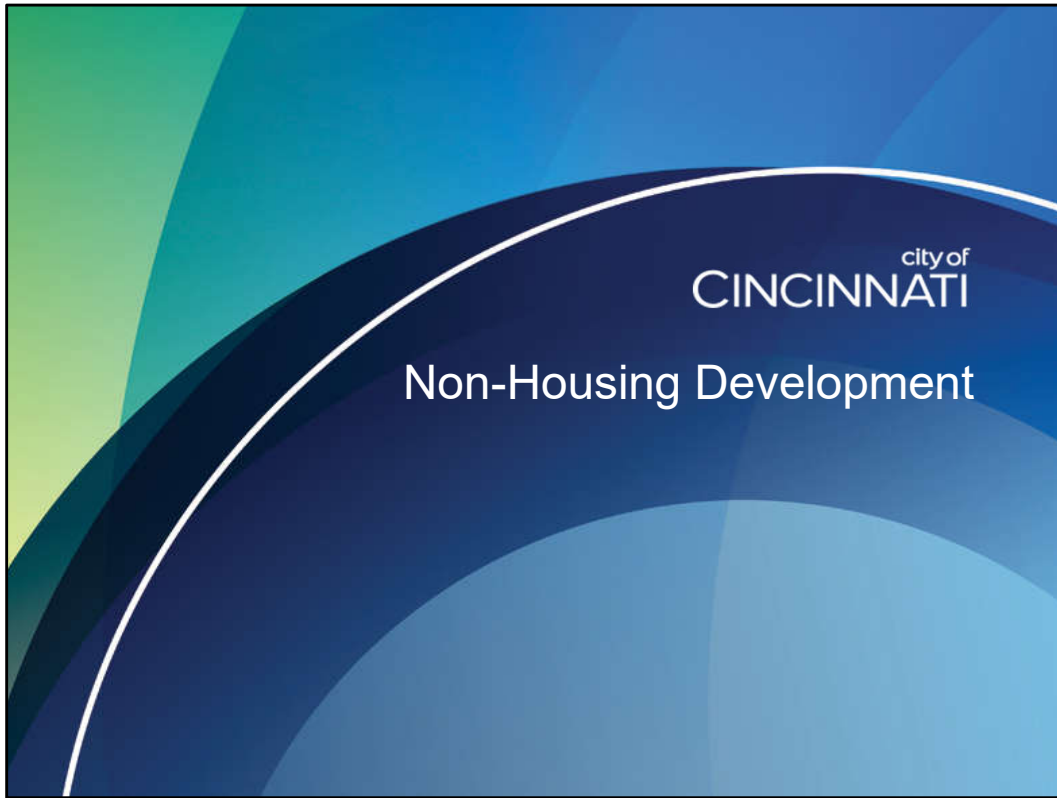


Housing Development

2020 – 2024 Consolidated Plan Performance

Program	Annual Goal (5-Year)	2020 Results	2021 Results	2021 Allocation
<i>SHIP – CDBG</i>	10 (50) units	37 units	314* in progress	\$356,583
<i>SHIP – HOME</i>	20 (100) units	187 units	176 units	\$1,719,844
<i>CHDO Projects – HOME</i>	8 (40) units	57 units	108* in progress	\$410,689
<i>American Dream Down Payment – HOME</i>	20 (100) Units	20 units	11 units	\$150,000
<i>Lead Hazard Testing</i>	120 (600) units	90 units	89 units	\$107,214





Non-Housing Development

2020 – 2024 Consolidated Plan Performance

Program	Annual Goal (5-Year)	2020 Results	2021 Results	2021 Allocation
<i>Commercial and Industrial</i>	2 (10) Acres	in progress	1 building	\$208,759
<i>Concentrated Enforcement</i>	20,000 (100,000) Buildings	16,619 buildings	7,029 buildings	\$582,214
<i>Hazard Abatement Program</i>	250 (1,250) Buildings	229 buildings	172 buildings	\$757,214
<i>Neighborhood Business Improvement</i>	10 (50) Businesses	4 businesses	2 businesses	\$907,214
<i>Small Business Services</i>	40 (200) Businesses	81 businesses	1 business	\$157,214

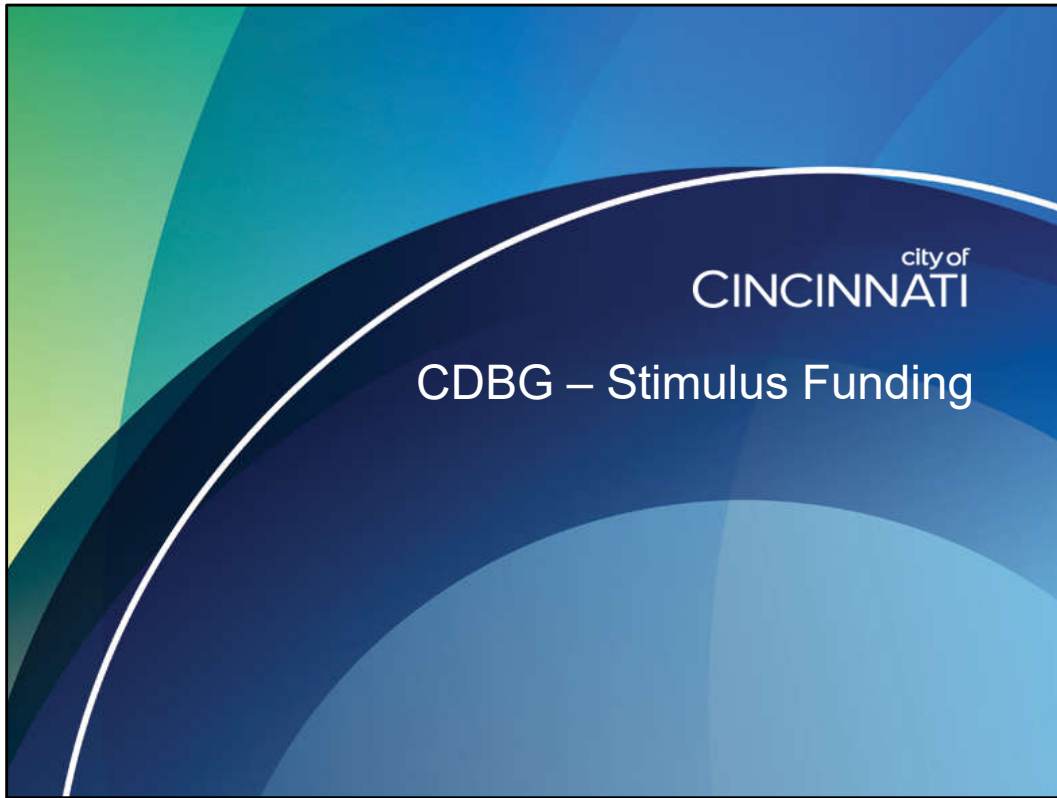


Non-Housing Development

2020 – 2024 Consolidated Plan Performance

Program	Annual Goal (5-Year)	2020 Results	2021 Results	2021 Allocation
<i>Findlay Market Operating</i>	1 (5) Businesses	1 business	1 business	\$97,214
<i>Operating Support for CDCs – CDBG</i>	8 (40) CDCs	9 CDCs	7 CDCs	\$307,214
<i>Operating Support for CHDOs – HOME</i>	2 (10) CHDOs	3 CHDOs	3 CHDOs	\$136,896
<i>Vacant Lot Reutilization</i>	2 (10) Projects	10 projects	4 projects	**\$0
<i>Green Urban Watershed Restoration</i>	1 (5) businesses	1 business	1 business	**\$0





CDBG – Stimulus Funding (CARES)

Need	Target / Goal	Need	Target / Goal
Homeless Prevention / Subsistence	1,521 / 2,324 persons	Employment Services	3,299 / 3,548 Persons
Senior Services	885 / 1,747 persons	Crime Awareness	2,092 / 3,065 persons
Legal Services	1,910 / 1,850 persons	Child Care Services	900 / 3,265 persons
Substance Abuse Services	205 / 1,755 persons	Health Services / Food Banks	270 / 422 persons
Mental Health Services	936 / 966 persons	<u>GRAND TOTAL: 11,963 / 18,942 persons</u>	

16



2021 Entitlement Awards:

CDBG: \$11,774,974

HOME: \$2,737,925

ESG: \$997,610

HOPWA: \$1,281,332

2020 Stimulus CARES (Coronavirus Aid, Relief, and Economic Security)

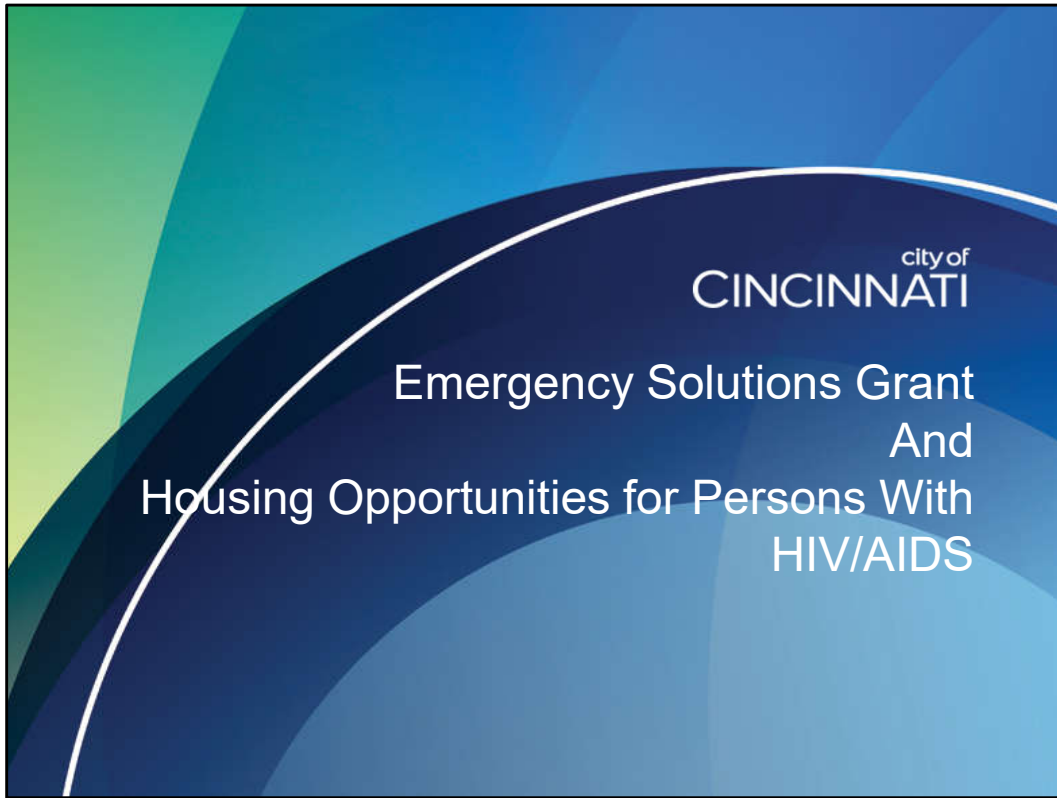
CDBG-CV: \$9,106,648

ESG-CV: \$7,651,777

HOPWA-CV: \$166,072

2021 American Rescue Plan

HOME-ARP: \$9,923,076



ESG and HOPWA

- **Emergency Solutions Grant**
 - ESG – Entitlement
 - Rapid Re-Housing = 119 households (126 clients)
 - ESG – CARES
 - Rapid Re-Housing = 107 households (330 clients)
 - Shelter = 5,358 households (6,501 clients)
 - Homeless Prevention = 217 households (698 clients)
- **Housing Opportunities for Persons With HIV/AIDS (HOPWA)**
 - HOPWA – Entitlement and CARES = 243 households (324 beneficiaries)

17



2021 Entitlement Awards:

CDBG: \$11,774,974

HOME: \$2,737,925

ESG: \$997,610

HOPWA: \$1,281,332

2020 Stimulus CARES (Coronavirus Aid, Relief, and Economic Security)

CDBG-CV: \$9,106,648

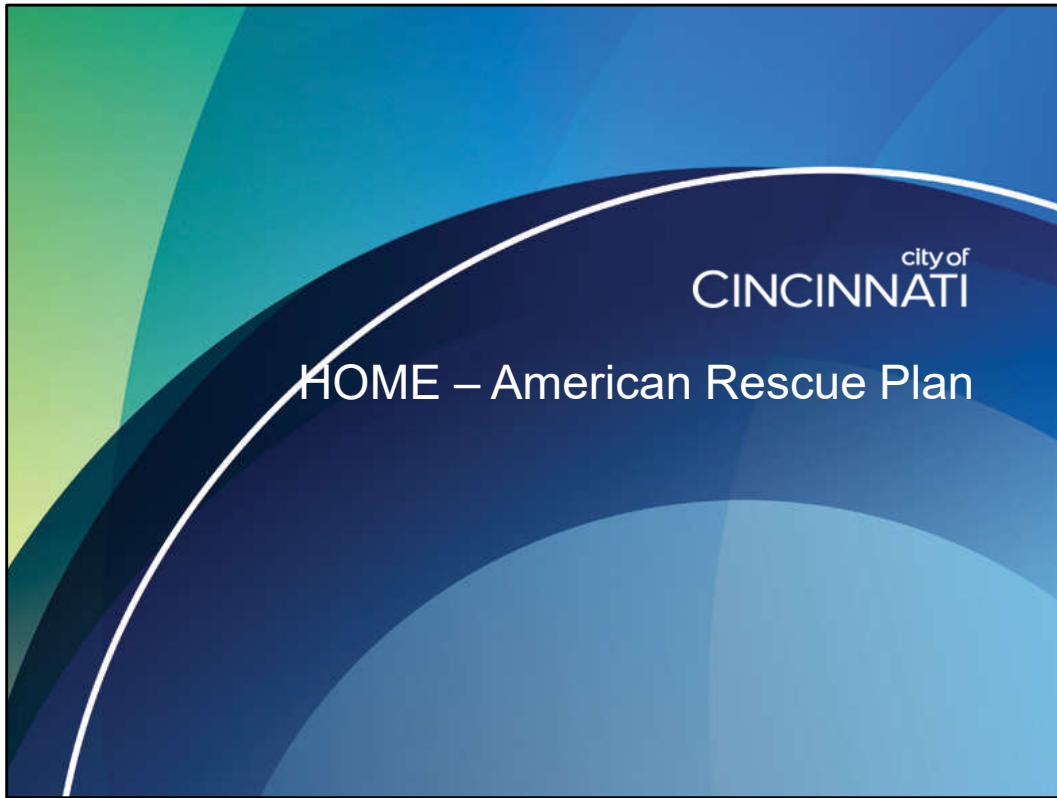
ESG-CV: \$7,651,777

HOPWA-CV: \$166,072

2021 American Rescue Plan

HOME-ARP: \$9,923,076

Several waivers were issued on certain federal requirements for the stimulus funding as well as for the entitlement programs. ESG and HOPWA have separate advisory boards for funding recommendations.



HOME – American Rescue Plan

- **Eligible Activities**
 - Development of affordable housing – minimum 15 years compliance period
 - Tenant-Based Rental Assistance
 - Supportive Services
 - Development of Non-Congregate Shelters
 - Non-profit operating support, Non-profit Capacity Building
- **Qualifying Populations (QP) <50% AMI**
 - Homeless, At-Risk of homelessness, Fleeing domestic violence, assault, stalking, or human trafficking, At risk of housing instability
 - 70% rental units with HOME-ARP must be occupied by QP and remaining 30% of the units may be occupied by households <65% AMI
 - Coordinated entry requirements

18



2021 Entitlement Awards:

CDBG: \$11,774,974

HOME: \$2,737,925

ESG: \$997,610

HOPWA: \$1,281,332

2020 Stimulus CARES (Coronavirus Aid, Relief, and Economic Security)

CDBG-CV: \$9,106,648

ESG-CV: \$7,651,777

HOPWA-CV: \$166,072

2021 American Rescue Plan

HOME-ARP: \$9,923,076

Several waivers were issued on certain federal requirements for the stimulus funding as well as for the entitlement programs

HOME – American Rescue Plan

Eligible Activity	Funding Amount
Supportive Services	
Development Non-Congregate Shelters	\$3,000,000
Tenant Based Rental Assistance	
Affordable Rental Housing	\$6,900,000
Non-profit Operating	
Non-profit Capacity Building	
Administration	\$23,076
TOTAL	\$9,923,076

19



2021 Entitlement Awards:

CDBG: \$11,774,974

HOME: \$2,737,925

ESG: \$997,610

HOPWA: \$1,281,332

2020 Stimulus CARES (Coronavirus Aid, Relief, and Economic Security)

CDBG-CV: \$9,106,648

ESG-CV: \$7,651,777

HOPWA-CV: \$166,072

2021 American Rescue Plan

HOME-ARP: \$9,923,076

Several waivers were issued on certain federal requirements for the stimulus funding as well as for the entitlement programs

HOME-ARP applications received as of February 28, 2022 = 7 applications currently under review

Have estimated \$1,000,000 investment will yield approximately 50 units, target 350 affordable units with HOME-ARP



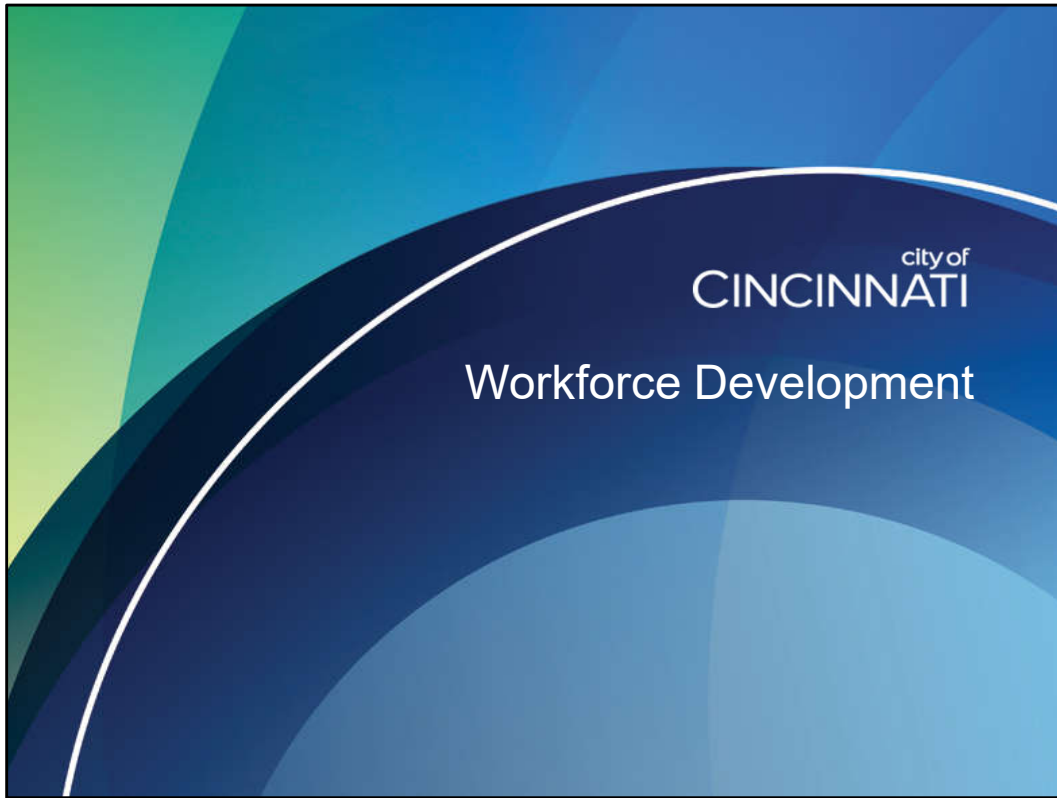
THANK YOU!!

Aisha.Tzillah@Cincinnati-Oh.gov

city of
CINCINNATI



PROGRAM DESCRIPTIONS



Blueprint For Success

The Blueprint for Success Program is based on the Youth Build model, assisting ex-offenders, at-risk young adults, and veterans ages 18-30 in obtaining marketable construction skills while following a National Center for Construction Education and Research (NCCER) curriculum. Participants undergo OSHA training, Lead Renovation, Repair, and Painting certification, and will receive on-the-job training as part of the curriculum.

2020 – 2024 Consolidated Plan Performance		
5-year Target: 35 persons (7 persons annually)		
Year	Funding Amount	Production
2020	\$100,000	18 persons
2021	\$0	16* persons
2022		
2023		
2024		

1



Participants will undergo OSHA and EPA training and will be trained in all aspects of residential construction through the rehabilitation of CARE homes as well as new construction projects including but not limited to participation in Habitat for Humanity builds in the region. The students also receive 23 credit hours from Cincinnati State. Costs *about* \$10,000 / student.

Long term employment rates are tracked for each individual for 1 year after completing the program. Of the last 26 graduates, all have retained gainful employment 6 months to 1 year after program completion.

CAA administers this program and utilizes in-house persons to conduct the training and does not specifically have a direct overhead cost for the program. Non-personnel costs are <10% of the total contract amount, dedicated for rent and utilities of the rooms for the training.

It is important to note that this program focuses on individuals with a challenged background and may not pass a back ground check as part of the Commercial Driver License requirements. Each training program utilizing CDBG funding has a different and specific focus and different resulting job skills training.

Subject to the 15 % public services cap.

*In progress

Hand Up Initiative

The Hand Up Initiative provides job readiness and job training to transition 500 Cincinnatians annually out of poverty. The Hand Up Initiative recipients provide individuals with access to education, industry skills training and certifications, as well as wrap-around services for the purpose of removing barriers to employment. Those services include transportation, childcare, and employment counseling.

2020 – 2024 Consolidated Plan Performance

5-year Target: 2,500 persons (500 persons annually)

Year	Funding Amount	Production
2020	\$1,260,000	321 persons
2021	\$1,267,214	137* persons
2022		
2023		
2024		

2



Funded agencies include Freestore Food Bank (Cincinnati Cooks), Cincinnati Works (job readiness), Urban League (SOAR program – job readiness and construction skills), Cincinnati-Hamilton County Community Action Agency (CAA) (Commercial Drivers License - CDL), IKRON (job readiness), Mercy Neighborhood Ministries (home health visits, State Tested Nurse Aide, Home Care Aide Training and Hospital Worker Readiness Program), Easter Seals (addresses work barriers)

Program recipients must reside in one of the Neighborhood Revitalization Strategy Areas (NRSAs) for the program to not be subject to the 15% public service cap.

Organizations are selected through an annual Request for Proposal. Although the program participant is restricted by their area of residency and income, the organization may be teaching outside this area.

*Finalizing July – December 2021 accomplishments

Youth and Young Adult Employment

The Youth and Young Adult Employment Program trains youth and young adults ages 14 to 24 in the areas of workplace etiquette and basic work skills by utilizing workshops, presentations, and on-the-job experiences. The program provides recipients with opportunities to explore their interests and career options in public, nonprofit, and private organizations.

2020 – 2024 Consolidated Plan Performance		
5-year Target: 2,500 person (500 persons annually)		
Year	Funding Amount	Production
2020	**\$450,000	366 persons
2021	\$723,214	521 persons
2022		
2023		
2024		

3



Cincinnati Recreation Commission administers this program as of CY 2017, Cincinnati Park Board, Cincinnati Fire Department, and Cincinnati Police provides youth with skills such as small equipment repairs, landscaping, citizen engagement, law enforcement, safety and fire training, survival training, and park maintenance training.

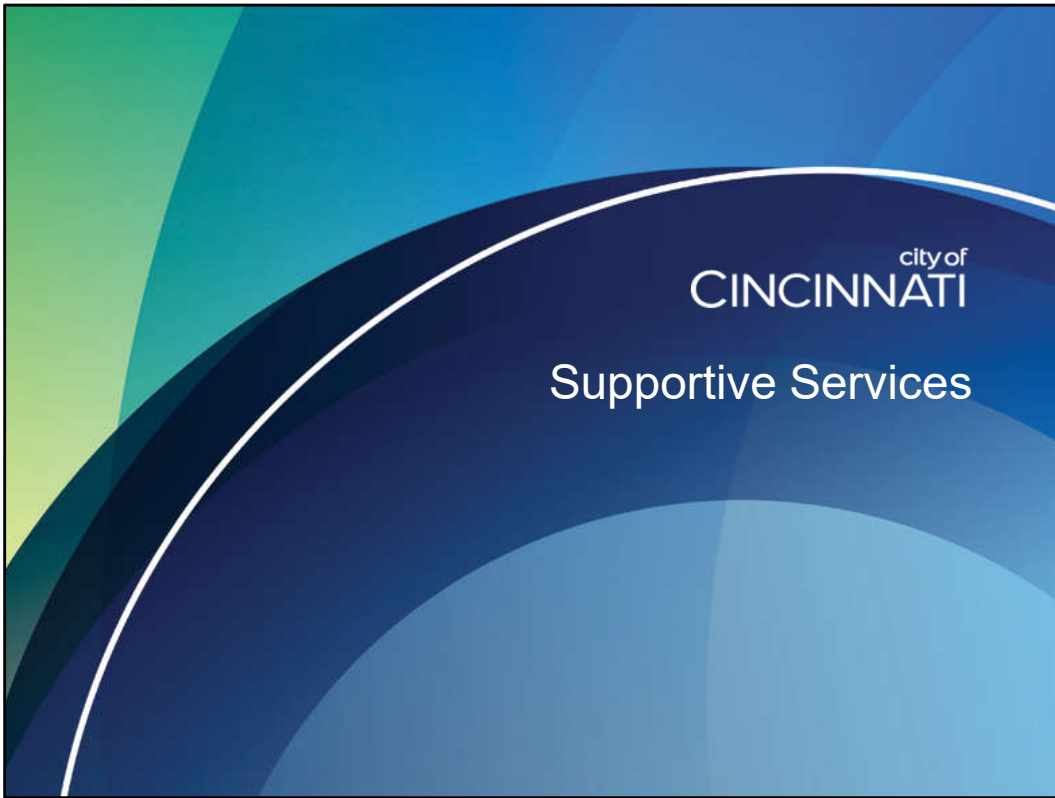
Summer mural program: Art Opportunities – artistic skills, public speaking, and community engagement within the mural program,

All provide job readiness and life skills training. All organizations train youth in these components within their programs; job applications, resume development, interviewing skills, work ethics, financial literacy, time management, public speaking. Average length of the course is 8 weeks.

For CY 2018, this changed from a summer program to an all-year program as well as expanding the services to include youth 18 – 24 years old.

Program is subject to the 15 % public service cap.

**prior years resources were available



Emergency Mortgage Assistance

The Emergency Mortgage Assistance program provides in-depth foreclosure prevention counseling, negotiations with mortgage companies, legal assistance and case management to prevent foreclosure. When homeowners are facing foreclosure due to job loss, illness, death of the primary wage earner, or other circumstances beyond their control, the program may provide up to three months of mortgage payments.

2020 – 2024 Consolidated Plan Performance

5-year Target: 500 households (hhs.) (100 hhs. annually)

Year	Funding Amount	Production
2020	\$190,000	237 hhs.
2021	\$197,214	244 hhs.
2022		
2023		
2024		

4



Low to moderate income homeowners facing foreclosure due to job loss, illness, deaths, or other extenuating circumstances. One time grant of \$2,500. Administered by Legal Aid Society of Greater Cincinnati.

2016: Of the 125 households assisted, 27 received grants, assisting 57 individuals

2017: Of the 91 households assisted, 25 received grants, assisting 55 individuals, the 66 households who received counseling assisted 147 individuals

2018: Of the 111 households assisted, 34 received grants, assisting 81 individuals, 77 households received counseling assisted 163 individuals

2019: Of the 112 households assisted, 19 received grants, assisting 40 individuals, 93 received counseling assisting 228 individuals

2020: Of the 237 households assisted, 80 received grants, 157 received counseling services

2021: Of the 244 households assisted, 52 received grants, 192 received counseling services

Program is subject to the 15% public service cap.

Fair Housing Services

Housing Opportunities Made Equal administers this program to promote equal housing opportunities for all home seekers regardless of race, sex, age, color, nationality, ethnicity, religion, handicap, Appalachian status, marital status, sexual orientation, military status, gender identity, ancestry, gender identity, transgender status, natural hair associated with race, or marital or familial status and to reduce unlawful discrimination in housing.

2020 – 2024 Consolidated Plan Performance

5-year Target: 5,000 persons (1,000 persons annually)

Year	Funding Amount	Production
2020	\$170,000	1,650 persons
2021	\$177,214	1,057 persons
2022		
2023		
2024		

5



H.O.M.E. conducts complaint intakes, investigation, counseling, and files legal complaints against persons, firms, or organizations suspected of discrimination in housing. H.O.M.E. works to increase integration throughout the neighborhoods and reduce unlawful discrimination in housing. This program is subject to the public service cap.

Outreach efforts of H.O.M.E. include: ~3.5% of the City's contract with H.O.M.E. is line itemed for advertising. A total of ~4.5% of H.O.M.E.'s overall budget is spent on advertising.

Program is subject to the 15% public service cap.

Tenant Representation

The Tenant Representation Program provides legal representation for low to moderate-income tenants. The program prevents homelessness by stopping unlawful evictions, corrects illegal lockouts and utility shutoffs, and requires property owners to complete repairs to make rental units decent, safe, and sanitary. The project also prevents retaliation against tenants who contact the City about code violations.

2020 – 2024 Consolidated Plan Performance		
5-year Target: 1,000 households (200 hhs. annually)		
Year	Funding Amount	Production
2020	\$230,000	347 hhs.
2021	\$237,214	737 hhs.
2022		
2023		
2024		

6



Administered by the Legal Aid Society of Greater Cincinnati.

The City contract is only for salaries of staff working with the clients.

Program is subject to the 15% public service cap.

Project Lift

Project Lift will target low-income individuals and families to provide supportive services and improve the economic self-sufficiency of families in the region, including access to affordable housing, housing services, permanent housing placement, short term payments for rent, mortgage, or utilities, job training, employment, and other critical needs.

2020 – 2024 Consolidated Plan Performance		
5-year Target: 1,500 persons		
Year	Funding Amount	Production
2020	\$600,000	0 hhs.
2021	\$607,214	0 hhs.
2022		
2023		
2024		

7



Funding currently with CDBG-CARES (stimulus), IKRON, Cincinnati Works, Freestore Foodbank, Easter Seals, Urban League providing a variety of services. CDBG-CV is not subject to the public service cap so these services are being provided citywide

\$980,000 in general funds under contract as of January 4, 2022

Organizations were providing services through CDBG-CV as public services

Family Re-Housing Assistance

This project allows the City of Cincinnati to pay the first month's rent, security deposit, and moving expenses for persons moving to decent, safe and sanitary housing who have been displaced by code enforcement and/or the hazards of lead-based paint. City staff takes applications and provides vacancy and management company lists to clients.

2020 – 2024 Consolidated Plan Performance		
5-year Target: 100 units (20 units annually)		
Year	Funding Amount	Production
2020	**\$0	9 units
2021	**\$0	2 units
2022		
2023		
2024		

8



Qualified participants receive up to first month's rent and deposit as well as moving expenses. Units where individuals are re-located must pass an inspection in order to be eligible. Eligible tenants are those who received a vacate order from the building or health inspector. The units must be severely uninhabitable to be issued a displacement voucher, i.e. severe lead hazards where a child was poisoned to the point of hospitalization, structural instability, fire. Occupants vacated due to over crowding are not eligible for this assistance.

Eligible tenants include tenants under a valid lease who have received a Notice To Vacate from the City of Cincinnati and have occupied the unit for at least 60 days.

Buildings and Inspections have hired dedicated staff to administer this program and Housing Choice Mobility

Renamed from Code Enforcement Relocation to Family Re-Housing Assistance

**Prior resources were available

Housing Choice Mobility Program

The Housing Choice Mobility Program promotes mixed-income neighborhoods, providing Housing Choice Voucher holders living in high poverty areas access to new neighborhoods.

2020 – 2024 Consolidated Plan Performance		
5-year Target: 50 units (10 units annually)		
Year	Funding Amount	Production
2020	\$0	0 units
2021	\$32,214	0 units
2022		
2023		
2024		

9

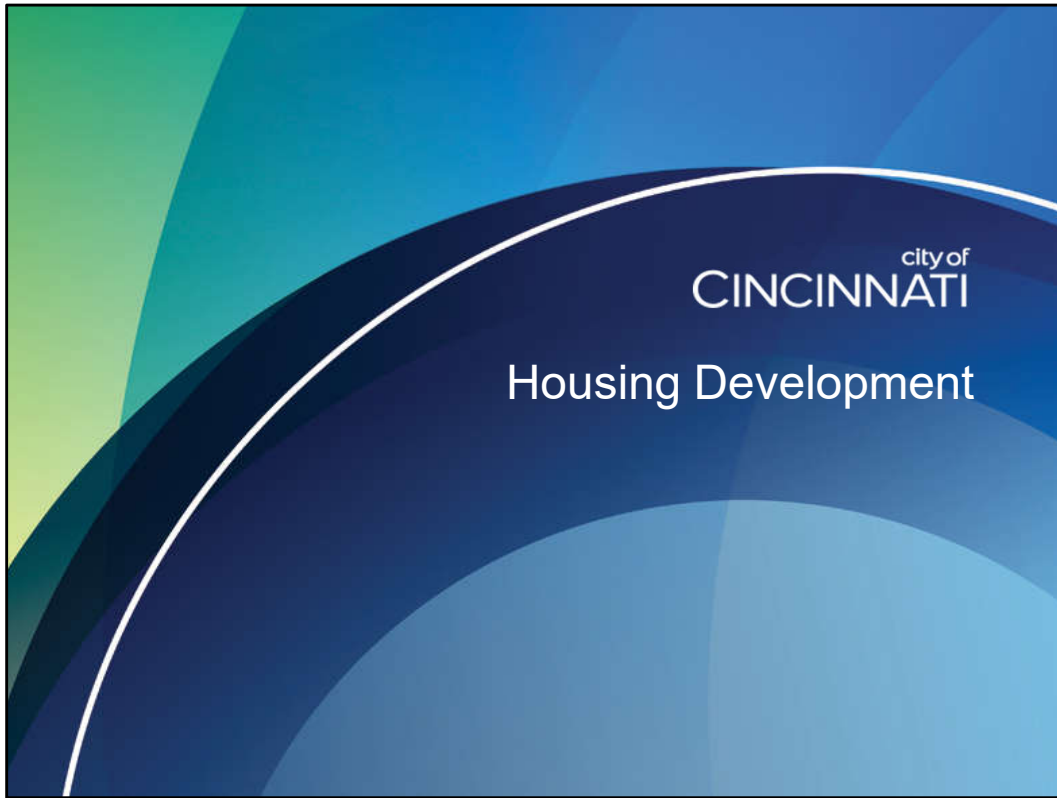


Formerly Section 8 Mobility Program. This program is subject to the public services cap and is highly recommended by HUD to fund as it is an effective method of combating segregation and affirmatively furthering fair housing.

Goal of the program is to have mixed income neighborhoods throughout the City.

Buildings and Inspections has hired dedicated staff to administer this program and Family Re-Housing Assistance – currently establishing program guidelines

Program is subject to the 15% public service cap.



Compliance Assistance Repairs for the Elderly (CARE)

The CARE program provides grants to low income, elderly and/or disabled homeowners to correct code violations issued pursuant to an exterior property condition inspection and code enforcement action. The assistance includes correcting emergency exterior code violations such as leaking roofs, dilapidated porches, unsafe stairs, exterior wall repair, and painting.

2020 – 2024 Consolidated Plan Performance		
5-year Target: 50 units (10 units annually)		
Year	Funding Amount	Production
2020	\$100,000	0 units
2021	**\$0	6 units
2022		
2023		
2024		

10



Program currently utilizes Blueprint for Success students for on-the-job training. Cincinnati-Hamilton County Community Action Agency (CAA) currently administers this program.

The recipients must be elderly, which is 60 years of age and older, or have a documented disability.

**Prior years resources available

Housing Repair Services

The Housing Repair Services Program provides grants for emergency and critical repairs to very low-income homeowners. Emergency services are limited to two emergencies per household per year and have a maximum of \$2,500. Critical repairs needed for the safety of the property owner have a maximum of \$10,000. This program will also address code violations for low-income homeowners, healthy home issues and mobility needs.

2020 – 2024 Consolidated Plan Performance

5-year Target: 5,500 units (1,100 units annually)

Year	Funding Amount	Production
2020	\$1,850,000	878 units
2021	\$1,857,214	915 units
2022		
2023		
2024		

11



People Working Cooperatively (PWC) and Max Construction administer this program. Both were selected in response to an RFP.

Housing Repair Services provide grants for emergency and critical repairs to very low-income homeowners. Emergency Services are limited to two emergencies per household per year and have a maximum of \$2,500. Critical repairs are those needed for the safety of the home-owner and have a maximum of \$10,000. This program also provides forgivable funds to low to moderate income homeowners to correct code violations. In addition to addressing housing repairs for homeowners, this program addresses the mobility needs of disabled renters in multi-family housing as well as owner occupied properties.

Historic Stabilization of Structures

The Historic Stabilization of Structures Program abates public nuisance conditions and stabilizes historic properties. Under Ohio Law if there is a historic building that is deemed a public nuisance, the City has the right to abate the public nuisance conditions without taking ownership of the property.

2020 – 2024 Consolidated Plan Performance		
5-year Target: 5 buildings (1 buildings annually)		
Year	Funding Amount	Production
2020	\$200,000	1 building
2021	\$207,214	1 building
2022		
2023		
2024		

12



Under Ohio Law if a building is deemed a public nuisance, the City has the right to abate the public nuisance conditions without taking ownership.

This program is subject to the slum and blight cap.

2015: 1710 Elm Street

2017: emergency stabilization of 56-60 East McMicken, 4269 Williamson

2018: 743 Hawthorne, 1833 Sycamore

2019: 3864 Reading

2020: 60 East McMicken

2021: 3719 Glenway – in progress

HARBOR

Homeowner Assistance Repairs and Building Order Relief will provide financial assistance to low-income, owner-occupied properties that receive code violations on their property. A homeowner may be granted up to an estimated \$15,000 grant for repairs.

2020 – 2024 Consolidated Plan Performance		
5-year Target: 75 units (15 units annually)		
Year	Funding Amount	Production
2020		
2021	\$257,214	-
2022		
2023		
2024		

31



Currently, assistance is only available for homeowners with code violations who are low-income and elderly and/or disabled. This program would be available to any low-income household with code violations. The City also has available a HUD Lead-Based Paint Hazard Control available to low-income residents whose home is built pre-1978 and have children under the age of 6 who reside in the unit or visit frequently.

Single Family Homeownership Development

Habitat for Humanity of Greater Cincinnati builds and renovates single family homes for low-to moderate-income homebuyers. The program provides construction subsidy and homebuyer assistance. Eligible costs include infrastructure and construction costs for newly constructed or rehabilitated units, construction alterations to blend units with existing neighborhood styles, and accessibility modifications.

2020 – 2024 Consolidated Plan Performance		
5-year Target: 15 units (3 units annually)		
Year	Funding Amount	Production
2020	**\$0	0 units
2021	\$200,000	0 units
2022		
2023		
2024		

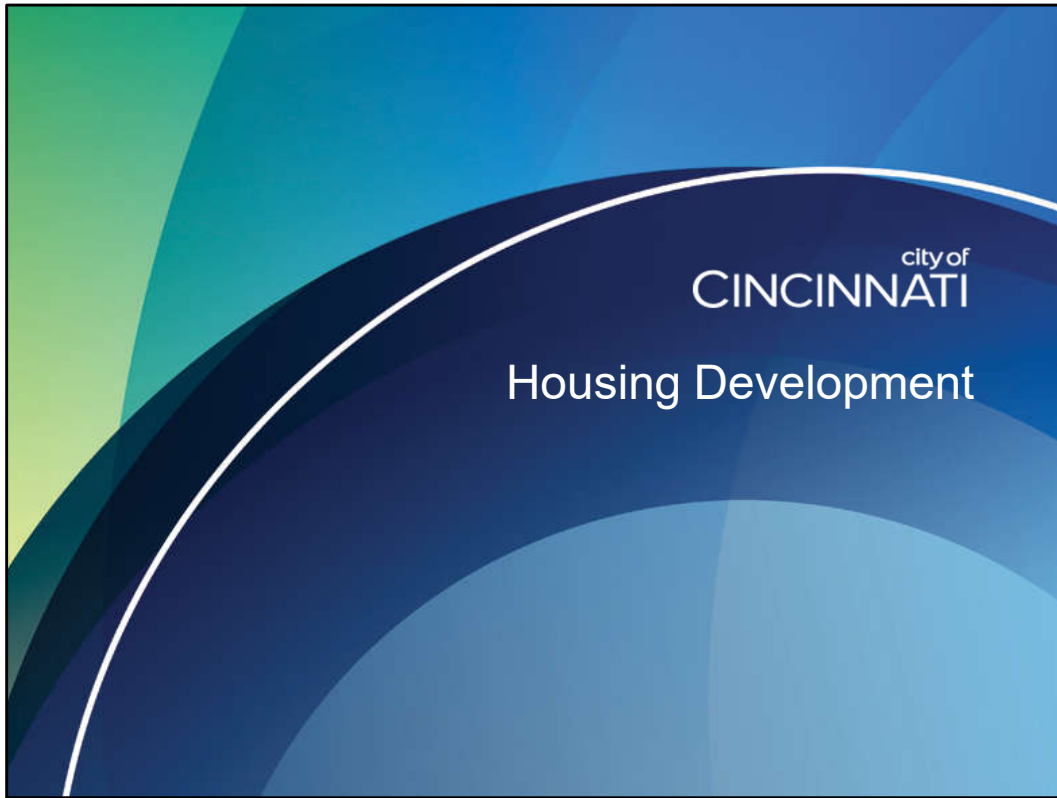
14



This program is administered by Habitat for Humanity of Greater Cincinnati. Funds are for construction subsidy only – approximately \$20,000 / unit and down payment of up to \$2,000 / unit, program has a 5-year residency requirement for the home buyer. Program leverages private funds, in-kind donations, and volunteer labor hours. The buyers are identified in advance of the project and may do work on the project to earn additional down payment assistance. Due to the nature of the program, these projects take a long time for completion.

**prior years' resources available

Habitat currently working on single family development in Lower Price Hill in response to the Housing NOFA



Strategic Housing Initiatives Program CDBG

SHIP provides gap financing for the renovation of multifamily units and single-family development, permanent supportive housing, emergency stabilization, infrastructure, urban homesteading projects, and the construction, conversion, renovation, rehabilitation of shelters for the homeless, or acquisition, construction, reconstruction, installation, or rehabilitation of transitional housing (public facilities).

2020 – 2024 Consolidated Plan Performance		
5-year Target: 40 units (8 units annually)		
Year	Funding Amount	Production
2020	\$500,000	27 units
2021	\$356,583	314 units in progress
2022		
2023		
2024		

15



These programs funded through on open NOFA (notice of funding availability) with a minimum of 4 units – new construction is not eligible with CDBG funds. The SHIP program is also funded in the HOME program.

Completed projects:

2016: Pendleton Single Family – 3 units (Pendleton)

2017: Broadway Square – 20 units (Pendleton)

2018: 2504 Chatham – 6 units (Walnut Hills)

2020: 57 E McMicken and 1662 Hamer – 10 units (Over-the-Rhine), Benton Block 1771 Vine and 1661 Hamer – 10 units (Over-the-Rhine), 771 – 772 McMillan – 7 units (Walnut Hills)

2021: in progress Arts Apartments – 248 units (West End), Colonial Village – 66 units (Clifton) – both projects also have CHIF funding (Cincinnati Housing Improvement Fund) TCB settlement funding \$1,500,000

West Price Hill Residential Development – 10 units (6 units in 2020 and remaining 4 in 2021)

Strategic Housing Initiatives Program HOME

SHIP provides gap financing for construction and renovation of multifamily units and single-family development, and permanent supportive housing. Applicants can apply under the competitive Housing Notice Of Funding Availability (NOFA) that the City issues at least once a year. Applications must meet underwriting and subsidy layering requirements to be considered.

2020 – 2024 Consolidated Plan Performance		
5-year Target: 100 units (20 units annually)		
Year	Funding Amount	Production
2020	\$2,054,992	187 units
2021	\$1,719,844	176 units
2022		
2023		
2024		

16



These programs funded through on open competitive NOFA (notice of funding availability).

HOME funded projects:

2016: Walnut Court - 30 units senior housing (Walnut Hills)

2017: Marlowe Court - 53 units senior housing (College Hill), South Block Properties - 7 units (Walnut Hills), Chapel Street - 24 units PSH (Walnut Hills), Sheakley Center for Youth - 39 units (Walnut Hills)

2018: Abington, Race, and Pleasant - 50 units affordable rental (OTR)

2019: Cedar Corridor New Construction - 4 units (College Hill)

2020: Bond Hill Roselawn Senior - 50 units (Roselawn), Cincinnati Scholar House - 44 units PSH (Walnut Hills), Madison Villa - 93 units senior housing (Madisonville)

2021: Logan Towers - 96 units of permanent supportive housing (Over-the-Rhine), Commons of South Cumminsville - 80 units of permanent supportive housing

Current projects in progress:

- The Manse Apartments - 60 units senior housing (Walnut Hills),
- Willkommen Zuhause - 56 units (OTR)
- Apple Street Senior Apartments – 57 units (Northside)
- Blair Lofts – 64 units (Avondale)
- Habitat for Humanity Lower Price Hill Single Family Development – 5 single family (Lower Price Hill)
- Melrose Place PSH – 26 units (Walnut Hills)

CHDO Development Projects

15% of HOME Program Allocation

HUD requires that at least 15% of the federal HOME allocation be used in development projects in partnership with Community Housing Development Organizations (CHDOs). These funds will be used for both rental and homeowner projects, new construction and renovations, with certified CHDOs. CHDOs are required to re-certify their designation biannually.

2020 – 2024 Consolidated Plan Performance		
5-year Target: 40 units (8 units annually)		
Year	Funding Amount	Production
2020	**\$0	57 units
2021	\$410,689	108 units in progress
2022		
2023		
2024		

17



CHDOs in 2021: Over-the-Rhine Community Housing, Working In Neighborhoods, College Hill Community Urban Redevelopment Corporation.

Must have a HOME funded project within two years to maintain the CHDO certification.

2015: Beasley Place - 13 units (OTR) OTRCH

2019: Morgan Apartments - 47 units (OTR) OTRCH

2020: 821 Flats - 57 units PSH (West End) OTRCH

2021: in progress:

-Mergard Lanes-Ruth Ellen – 26 units (College Hill) CHCURC

-Perseverance – 32 units (OTR) OTRCH

-Lower Price Hill Thrives – 47 units (LPH) OTRCH

-Cedar Corridor Piqua Expansion – 3 single family units (College Hill) WIN

*Due to COVID, HUD issued a waiver on meeting the CHDO 15% set-aside for 2020

American Dream Down-Payment Initiative (ADDI)

ADDI program funds down payment assistance for the purchase of single-family owner-occupied housing by first-time, eligible low to moderate income homebuyers or eligible homebuyers that have not owned property in the last three years. ADDI funds are not to exceed \$14,999. ADDI funds are awarded as a five-year non-interest-bearing deferred loan payment with a five-year residency requirement.

2020 – 2024 Consolidated Plan Performance		
5-year Target: 100 units (20 units annually)		
Year	Funding Amount	Production
2020	\$150,000	20 units
2021	\$150,000	11 units
2022		
2023		
2024		

18



This program is for owner-occupied single-family homes only, not for rental. This program is known as the former American Dream Down Payment Initiative (ADDI), which was started in 2003. Loan is forgiven 20% each year throughout the 5-year residency period. Mortgages must be fixed rate and the home must pass a local housing code inspection. Foreclosure prevention is addressed through mandatory home buyer counseling.

Lead Hazard Testing Program

Project funds are utilized for the code enforcement activities in eligible census tracts. Lead poisoning reduces IQ, increases tendencies of violence and delinquent behavior, affects a child's ability to learn, and is directly related to lower educational achievement. Children with lead poisoning have reduced lifetime earning potential and are more likely to live in poverty.

2020 – 2024 Consolidated Plan Performance		
5-year Target: 600 units (120 units annually)		
Year	Funding Amount	Production
2020	\$200,000	90 units
2021	\$107,214	89 units
2022		
2023		
2024		

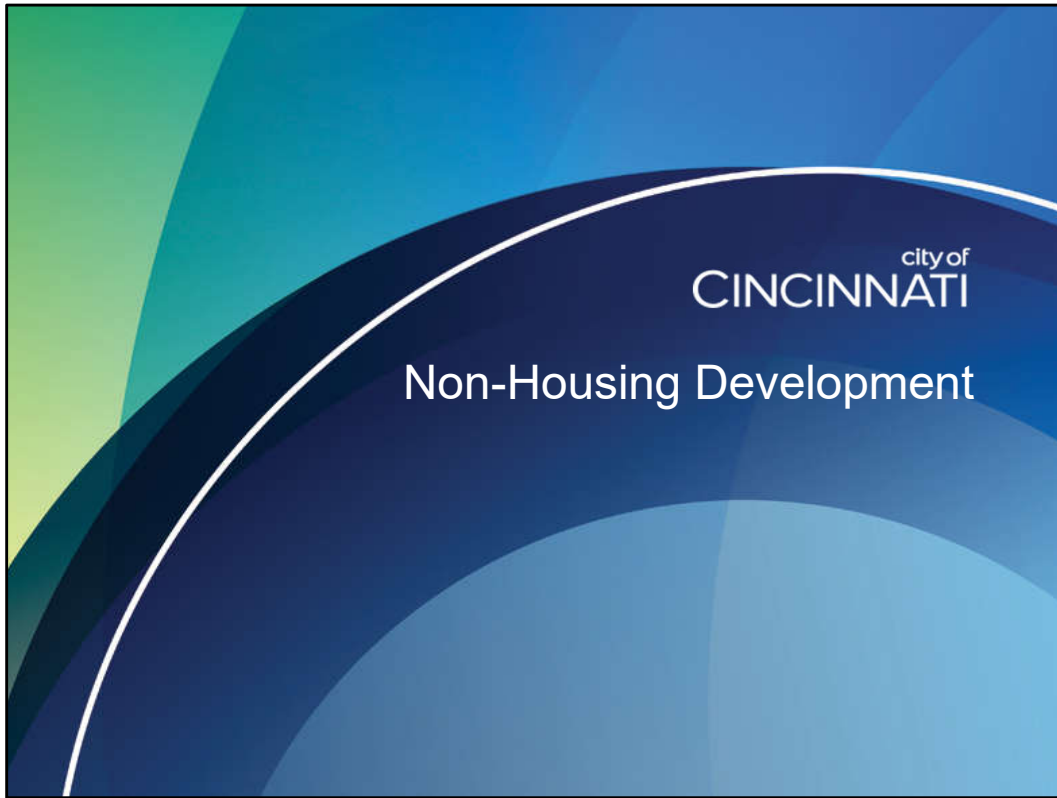
20



Lead is the #1 environmental health threat facing our children today. Lead poisoning reduces IQ, increases tendencies of violence and delinquent behavior, affects a child's ability to learn, and is directly related to lower educational achievement. About 90% of Cincinnati's housing stock is at risk for lead-based paint hazards. The program conducts visits for children with low blood leads 5 – 9 µg/dL (300 / year), mandatory inspections of children with levels of 10 µg/dL or higher, medical management of ~100 children / year, enforcement actions ~100 / year. Also conduct extensive outreach, provide cleaning supplies for families as well as a vacuum loan program and free paint chip testing.

Approximately 100 units annually. Funds are for code enforcement activities in eligible census tracks. All properties with health orders may be tracked utilizing the following website: <http://cagis.hamilton-co.org/>

The City administers a HUD lead based paint hazard control grant program where qualified occupants may apply for assistance.



Commercial and Industrial Redevelopment

The Commercial and Industrial Redevelopment Program facilitates catalytic redevelopment of abandoned, vacant, or underutilized industrial and commercial sites throughout the City. The funds are utilized for environmental assessments, contamination remediation, public improvements, infrastructure improvements, acquisition, demolition, stabilization, and other related activities to facilitate redevelopment.

2020 – 2024 Consolidated Plan Performance

5-year Target: 10 acres (2 acres annually)

Year	Funding Amount	Production
2020	\$456,776	In progress
2021	\$208,759	1 building
2022		
2023		
2024		

21



The funds provide environmental assessments, property acquisition, contamination remediation and related activities. This is formerly the SPUR program (Strategic Program for Urban Redevelopment) focused on environmental contamination. A percentage of this program is reserved for the slum and blight cap and is not restricted to brownfield remediation.

Recent projects: 4909 Charlemar redevelopment in Madisonville, Metro West Commerce Park, Providence North Redevelopment. Spring Grove infrastructure street improvements completed in 2018 improving approximately 5.1 acres

In 2019, Metro West sale of Tri-State Wholesale

In 2021, 4145 Apple in Northside – stabilized for the Apple Street Senior project

In progress

- Summer Street improvements West End
- Stagecraft in Northside

Concentrated Code Enforcement

Inspections of homes and businesses are conducted in low to moderate census tracts throughout the city by the City of Cincinnati Department of Buildings and Inspections' code enforcement inspectors. Corrections achieved through Concentrated Code Enforcement (CCE) include repairing porches, roofs, windows, and siding, painting, and removal of dilapidated garages, fences and sheds.

2020 – 2024 Consolidated Plan Performance		
5-year Target: 100,000 buildings (20,000 bldgs. annually)		
Year	Funding Amount	Production
2020	\$600,000	16,619 bldgs.
2021	\$582,214	7,029 bldgs.
2022		
2023		
2024		

22



The program provides for complaint driven inspections of unsafe conditions in targeted areas.

Low/Mod Area – identified by census tracts. At least 51% of the population in a particular census tract must be low/mod for the area to be eligible as a low/mod area. All properties with building orders may be tracked utilizing the following website: <http://cagis.hamilton-co.org/>

Low numbers in CY2021 – COVID, No Neighborhood Enhancement Program

Hazard Abatement Program

The mission of the Hazard Abatement Program is to preserve public health, safety, and welfare through demolition or barricading of blighted buildings. The program demolishes condemned buildings after normal code enforcement activities have been exhausted. The program also secures vacant abandoned buildings against entry by trespassers.

2020 – 2024 Consolidated Plan Performance		
5-year Target: 1,250 buildings (250 buildings annually)		
Year	Funding Amount	Production
2020	\$855,656	592 buildings
2021	\$757,214	172 buildings
2022		
2023		
2024		

23



Under Ohio Law if a building is deemed a public nuisance, the City has the right to abate the public nuisance conditions without taking ownership.

575 barricades (\$525,099) and 17 demolitions (\$330,557) during 2015

243 barricades and 10 demolitions during 2016

399 barricades and 47 demolitions for 2017

331 barricaded and 5 demolitions for 2018

347 barricaded and demolition of 29 building and 4 trees for 2019

188 barricaded and demolition of 41 buildings for 2020

158 barricaded and demolition of 14 buildings for 2021

Property Maintenance Code Enforcement Division administers this program. This program is subject to the slum and blight cap.

The City contracts the demolition through the Purchasing Division with contractors who are vendors with the City, with focus on SBE contractors.

CDBG funds are not eligible for lot maintenance.

Neighborhood Business District Improvement Program (NBDIP)

The Neighborhood Business District Improvement Program enhances the business environment in the City's neighborhood business districts by constructing streetscape, public improvements, public facilities, infrastructure, façade improvements, or other development activities.

2020 – 2024 Consolidated Plan Performance		
5-year Target: 50 businesses (10 businesses annually)		
Year	Funding Amount	Production
2020	\$920,000	4 businesses
2021	\$907,214	3 businesses
2022		
2023		
2024		

24



34 / 52 neighborhoods have business districts. 25 of those business districts are located in a low/mod census tract. Projects determined yearly through a competitive application process and applications are funded with recommendation by an advisory board - Cincinnati Neighborhood Business Districts United (CNBDU).

In 2015, 6 projects funded
 In 2016, 7 projects funded
 In 2017, 3 projects funded
 In 2018, 5 projects funded
 In 2019, 4 projects funded
 In 2020, 4 projects funded
 In 2021, 3 projects funded

Neighborhood Business District Definition. CNBDU defines a Neighborhood Business District as “the contiguous placement on primary streets in the neighborhood that are reliant upon neighborhood residents and also serve customers from other communities. Typically, NBDs are composed of retail stores, restaurants, personal services, and other similar ‘walk-in’ customer-oriented businesses. NBDs help to define the unique character of their neighborhood and are critically important to the visual impact of the neighborhood and to the maintenance and revitalization of the neighborhood.”

Small Business Services

The Small Business Services Program includes technical assistance for start-ups and growth needs of micro-enterprises and small businesses. The program includes a revolving loan program to fill financing gaps for small to mid-sized businesses that create and/or retain jobs for low to moderate-income individuals. The program also includes financial assistance for start-up small businesses and growing businesses with established need.

2020 – 2024 Consolidated Plan Performance		
5-year Target: 200 businesses (40 businesses annually)		
Year	Funding Amount	Production
2020	\$150,000	81 businesses
2021	\$157,214	1 business
2022		
2023		
2024		

25



SBS includes: capacity development, business education and coaching, entrepreneurial training, incubation and technical assistance, loan packaging, accounting services, legal services, appraisals, environmental assessments, and inventory control audits. Also includes a revolving loan program to fill financing gaps for small to mid-sized businesses that create and / or retain jobs for low/mod individuals.

Administered by GCMI Greater Cincinnati Microenterprise Initiative

2015 accomplishments: 84 businesses assisted, and 81 received supportive services

2016 accomplishments: 58 businesses assisted, 113 received supportive services

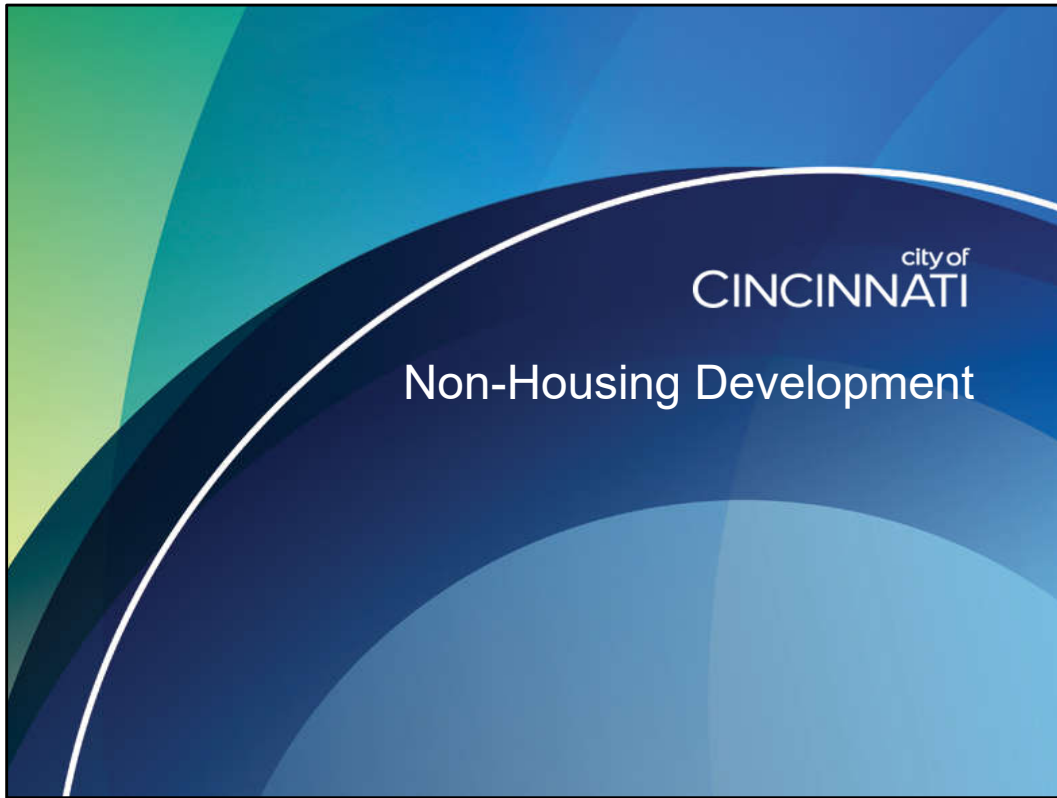
2017 accomplishments: 71 assisted businesses

2018 accomplishments: 52 businesses assisted, 106 individuals

2019 accomplishments: 74 businesses assisted, 132 individuals

2020 accomplishments: 81 businesses assisted, 76 individuals

2021 accomplishments: 1 business assisted – other loans and grant programs were available to the community



Findlay Market Operating Support

Project funds increase the Corporation for Findlay Market's capacity to carry out community revitalization and economic development activities both at the Market and in the surrounding area. Included in this are costs related to supporting market promotion and events to increase the vibrancy of the market. Findlay Market is located in a low to moderate income area in the City's urban core.

2020 – 2024 Consolidated Plan Performance		
5-year Target: 5 organizations (1 organization annually)		
Year	Funding Amount	Production
2020	\$100,000	1 organization
2021	\$97,214	1 organization
2022		
2023		
2024		

26



Corp. responsible for day-to-day operations, routine maintenance, leasing, and leading the market's revitalization. The non-profit also receives Capital funding. CDBG provides capacity assistance and expenses for economic development and market promotion. Corp. also receives City funding.

Approximately 70 businesses supported by Corporation for Findlay Market, approximately 700 jobs

Operating Support for Community Development Corporations (CDCs)

This program provides operating support to build and strengthen capacity of eligible Community Development Corporations (CDCs). CDCs serve the region through rehabilitating affordable housing units, performing commercial and economic development, addressing public facilities and streetscape activities, and increasing community engagement in the neighborhoods.

2020 – 2024 Consolidated Plan Performance		
5-year Target: 40 organizations (8 organizations annually)		
Year	Funding Amount	Production
2020	\$300,000	9 orgs.
2021	\$307,214	7 orgs.
2022		
2023		
2024		

27



CDCs that supports our low/mod population. Technical assistance and training is also offered to the CDCs. Homebase Cincinnati (previously CDCAGC) provides administrative oversight of the programs. Funding to the CDCs offered through an annual application process. 6 – 12 CDCs supported annually.

2021: Avondale Development Corporation, College Hill Community Urban Redevelopment Corporation, Madisonville Community Urban Redevelopment Corporation, Mt Airy Community Urban Redevelopment Corporation, Northsiders Engaged in Sustainable Transformation, Price Hill Will, Westwood Works

2020: Avondale Development Corporation, Camp Washington Community Board, College Hill CURC, Madisonville CURC, Mt Airy Community Urban Redevelopment Enterprise, NEST (Northsiders Engaged in Sustainable Transformation), Price Hill Will

2019: College Hill CURC, Madisonville CURC, Walnut Hills Redevelopment Foundation, Working In Neighborhoods, Price Hill Will, Mt Airy Community Urban Redevelopment Enterprise, Mt Auburn CDC, Kennedy Heights Development Corp., Over-the-Rhine Community Housing, Camp Washington Community Board, Cornerstone for Shared Equity

2018: Walnut Hills Redevelopment Foundation, Madisonville Community Urban Redevelopment Corporation, Over-the-Rhine Community Housing, Price Hill Will, Cincinnati Northside Community Urban Redevelopment Corporation, College Hill CURC, Camp Washington Community Board, Cornerstone for Shared Equity

2017: Avondale CDC, Camp Washing Community Board, CNCURC, College Hill CURC, Cornerstone for Shared Equity, Madisonville CURC, Mt. Airy CURE, Over-the-Rhine Community Housing, Price Hill Will, Sedamsville CDC, Walnut Hills Redevelopment Foundation, Westwood CURC, Working In Neighborhoods

Operating Support for CHDOs

5% of HOME Program Allocation

HUD allows that up to 5% of the federal HOME allocation may be used in operating support for Community Housing Development Organizations (CHDOs). These funds are used to cover staff time expenses of the certified CHDOs.

2020 – 2024 Consolidated Plan Performance

5-year Target: 20 organizations (4 organizations annually)

Year	Funding Amount	Production
2020	\$140,848	3 orgs.
2021	\$136,896	3 orgs.
2022		
2023		
2024		

28



There is an up to **5%** optional set-aside for CHDO operating support with HOME funds annually.

There are 3 current CHDOs: Over-the-Rhine Community Housing, College Hill CURC, and Working In Neighborhoods

To be eligible for these funds, the CHDO must receive HOME funds within the last 2 years for residential development projects. Non-profits must apply bi-annually for re-certification by the City of Cincinnati. Homebase Cincinnati administers the operating support program.

Vacant Lot Reutilization

The Vacant Lot Reutilization program funds the reuse of vacant and blighted lots in eligible census tracts into gardens or pocket parks.

2020 – 2024 Consolidated Plan Performance		
5-year Target: 10 garden / pocket park (2 annually)		
Year	Funding Amount	Production
2020	\$30,000	10 projects
2021	\$0	4 projects
2022		
2023		
2024		

29



This program is to transform vacant and / or blighted lots and convert them into pocket parks or community gardens.

DCED partnered with OES who receives approximately \$20-30,000 annually in general funds to release annual applications for urban agriculture projects. CDBG funds can be used for acquisition and development of a vacant and / or blighted lot to create an urban garden or pocket park in eligible census tracts.

2017: total of 49 applications received, funded total of 38 projects 6 of which were funded with CDBG

2018: total of 50 applications received, funded a total of 49 projects, 3 of which were funded with CDBG

2019: total of 33 applications received, funded a total of 31 projects, 4 of which were funded with CDBG

2020: total of 53 applications received, funded a total of 37 projects, 10 of which were funded with CDBG

2021: Greater Cincinnati Foundation funding supplemented the CDBG-funded Vacant Lot Program and City General-funded Urban Agriculture program, 46 applications received, funded 38 projects, 4 of which were funded with CDBG

Green Urban Watershed Restoration

Green Urban Watershed Restoration works to build and strengthen capacity in order to focus on community and economic development, public facilities, community engagement, streetscape activities, and increase professional capacity. The program focuses on the urban environment and civic engagement to create community parks and green spaces and revitalize urban waters and the communities in the urban core.

2020 – 2024 Consolidated Plan Performance

5-year Target: 5 organizations (1 organization annually)

Year	Funding Amount	Production
2020	\$50,000	1 organization
2021	\$0	1 organization
2022		
2023		
2024		

30



The Mill Creek was considered one of the most endangered urban rivers in North America in the late 1990s. Project provides planning and coordination services for greenway projects and volunteer cleanup. Programs include a summer youth and environmental education and training.

The program also includes a green workforce development program providing job readiness, basic environmental and technical skills, water testing, greenhouse skills, invasive species removal and green infrastructure improvement. Participants in the job training program will receive multiple certifications and trainings pertinent to this work and job sector at large.

Impacted neighborhoods: Northside, South Cumminsville, Millvale, Spring Grove Village, North and South Fairmount, Lower Price Hill, Camp Washington, Roselawn, Bond Hill, Winton Hills, English Woods, Clifton, and Carthage.



2021 CAPER Consolidated Annual Performance and Evaluation Report

Attachment F – IDIS Reports

- PR 01 – HUD Grants and Program Income
- PR 02 – List of Activities by Program Year and Project – Entitlement
- PR 02 – List of Activities by Program Year and Project – CARES Funding
- PR 06 – Summary of Consolidated Plan Projects for Report Year
- PR 09 – Program Income Detail Report by Fiscal Year & Program
- PR 20 – HOME Production Report
- PR 22 – Status of HOME/TCAP Activities
- PR 23 – CDBG Summary of Accomplishments
- PR 23 – HOME Summary of Accomplishments
- PR 25 – Status of CHDO Funds by Fiscal Year Report
- PR 26 – CDBG Financial Summary Report
- PR 26 – CDBF-CV Financial Summary Report
- PR 33 – HOME Matching Liability Report

U.S. DEPARTMENT OF HOUSING AND URBAN
DEVELOPMENT
OFFICE OF COMMUNITY PLANNING AND DEVELOPMENT
PR01 - HUD Grants and Program Income

DATE: 3/28/2022
TIME: 11:26:49 AM
PAGE: 1/4

IDIS

Program	Fund Type	Grantee Name	Grantee State Code	Grant Year	Grant Number	Authorized Amount	Suballocated Amount	Amount Committed to Activities	Net Drawn Amount	FY YTD Net Draw Amount	Available to Commit	Available to Draw	Recapture Amount
CDBG	EN	CINCINNATI	OH	1989	B89MC390003	\$12,281,000.00	\$0.00	\$12,281,000.00	\$12,281,000.00	\$0.00	\$0.00	\$0.00	\$0.00
				1990	B90MC390003	\$11,590,000.00	\$0.00	\$11,590,000.00	\$11,590,000.00	\$0.00	\$0.00	\$0.00	\$0.00
				1991	B91MC390003	\$12,863,000.00	\$0.00	\$12,863,000.00	\$12,863,000.00	\$0.00	\$0.00	\$0.00	\$0.00
				1992	B92MC390003	\$13,553,000.00	\$0.00	\$13,553,000.00	\$13,553,000.00	\$0.00	\$0.00	\$0.00	\$0.00
				1993	B93MC390003	\$15,594,000.00	\$0.00	\$15,594,000.00	\$15,594,000.00	\$0.00	\$0.00	\$0.00	\$0.00
				1994	B94MC390003	\$17,244,000.00	\$0.00	\$17,244,000.00	\$17,244,000.00	\$0.00	\$0.00	\$0.00	\$0.00
				1995	B95MC390003	\$17,780,000.00	\$0.00	\$17,780,000.00	\$17,780,000.00	\$0.00	\$0.00	\$0.00	\$0.00
				1996	B96MC390003	\$17,277,000.00	\$0.00	\$17,277,000.00	\$17,277,000.00	\$0.00	\$0.00	\$0.00	\$0.00
				1997	B97MC390003	\$16,988,000.00	\$0.00	\$16,988,000.00	\$16,988,000.00	\$0.00	\$0.00	\$0.00	\$0.00
				1998	B98MC390003	\$16,571,000.00	\$0.00	\$16,571,000.00	\$16,571,000.00	\$0.00	\$0.00	\$0.00	\$0.00
				1999	B99MC390003	\$16,672,000.00	\$0.00	\$16,672,000.00	\$16,672,000.00	\$0.00	\$0.00	\$0.00	\$0.00
				2000	B00MC390003	\$16,712,000.00	\$0.00	\$16,712,000.00	\$16,712,000.00	\$0.00	\$0.00	\$0.00	\$0.00
				2001	B01MC390003	\$17,343,000.00	\$0.00	\$17,343,000.00	\$17,343,000.00	\$0.00	\$0.00	\$0.00	\$0.00
				2002	B02MC390003	\$17,298,000.00	\$0.00	\$17,298,000.00	\$17,298,000.00	\$0.00	\$0.00	\$0.00	\$0.00
				2003	B03MC390003	\$16,304,000.00	\$0.00	\$16,304,000.00	\$16,304,000.00	\$0.00	\$0.00	\$0.00	\$0.00
				2004	B04MC390003	\$16,103,000.00	\$0.00	\$16,103,000.00	\$16,103,000.00	\$0.00	\$0.00	\$0.00	\$0.00
				2005	B05MC390003	\$15,288,842.00	\$0.00	\$15,288,842.00	\$15,288,842.00	\$0.00	\$0.00	\$0.00	\$0.00
				2006	B06MC390003	\$13,741,138.00	\$0.00	\$13,741,138.00	\$13,741,138.00	\$0.00	\$0.00	\$0.00	\$0.00
				2007	B07MC390003	\$13,414,859.00	\$0.00	\$13,414,859.00	\$13,414,859.00	\$0.00	\$0.00	\$0.00	\$0.00
				2008	B08MC390003	\$12,855,724.00	\$0.00	\$12,855,724.00	\$12,855,724.00	\$0.00	\$0.00	\$0.00	\$0.00
				2009	B09MC390003	\$13,007,722.00	\$0.00	\$13,007,722.00	\$13,007,722.00	\$0.00	\$0.00	\$0.00	\$0.00
				2010	B10MC390003	\$14,057,453.00	\$0.00	\$14,057,453.00	\$14,057,453.00	\$0.00	\$0.00	\$0.00	\$0.00
				2011	B11MC390003	\$11,751,746.00	\$0.00	\$11,751,746.00	\$11,751,746.00	\$0.00	\$0.00	\$0.00	\$0.00
				2012	B12MC390003	\$11,120,642.00	\$0.00	\$11,120,642.00	\$11,120,642.00	\$0.00	\$0.00	\$0.00	\$0.00
				2013	B13MC390003	\$11,275,150.00	\$778,039.12	\$10,497,110.88	\$10,497,110.88	\$0.00	\$0.00	\$0.00	\$0.00
				2014	B14MC390003	\$11,059,989.00	\$2,309,214.25	\$8,750,774.75	\$8,750,774.75	\$0.00	\$0.00	\$0.00	\$0.00
				2015	B15MC390003	\$10,885,036.00	\$0.00	\$10,812,143.45	\$10,810,600.41	\$21,145.29	\$72,892.55	\$74,435.59	\$0.00
				2016	B16MC390003	\$10,754,370.00	\$0.00	\$10,669,501.09	\$10,668,134.16	\$189,925.94	\$84,868.91	\$86,235.84	\$0.00
				2017	B17MC390003	\$10,667,344.00	\$0.00	\$10,663,048.37	\$10,659,374.95	\$760,669.54	\$4,295.63	\$7,969.05	\$0.00
				2018	B18MC390003	\$11,586,525.00	\$0.00	\$11,581,799.88	\$11,579,496.27	\$1,347,014.42	\$4,725.12	\$7,028.73	\$0.00
				2019	B19MC390003	\$11,535,707.00	\$0.00	\$8,830,344.76	\$8,320,627.43	\$1,925,660.06	\$2,705,362.24	\$3,215,079.57	\$0.00
				2020	B20MC390003	\$11,695,886.00	\$0.00	\$2,806,008.86	\$2,637,158.74	\$587,052.16	\$8,889,877.14	\$9,058,727.26	\$0.00
				2021	B21MC390003	\$11,774,974.00	\$0.00	\$770,306.30	\$770,306.30	\$770,306.30	\$11,004,667.70	\$11,004,667.70	\$0.00
				CINCINNATI Subtot		\$458,646,107.00	\$3,087,253.37	\$432,792,164.34	\$432,104,709.89	\$5,601,773.71	\$22,766,689.29	\$23,454,143.74	\$0.00
						\$458,646,107.00	\$3,087,253.37	\$432,792,164.34	\$432,104,709.89	\$5,601,773.71	\$22,766,689.29	\$23,454,143.74	\$0.00
SL	EN	CINCINNATI	OH	1996	B96MC390003	\$0.00	\$0.00	\$0.00	\$0.00	\$0.00	\$0.00	\$0.00	\$0.00
					B96MC390003-OLD	\$1,300,000.00	\$0.00	\$536,756.60	\$536,756.60	\$536,756.60	\$763,243.40	\$763,243.40	\$0.00
				2001	B01MC390003	\$0.00	\$0.00	\$0.00	\$0.00	\$0.00	\$0.00	\$0.00	\$0.00
				2012	B12MC390003	\$37,000,000.00	\$0.00	\$24,000,190.00	\$24,000,190.00	\$0.00	\$12,999,810.00	\$12,999,810.00	\$0.00
				2001	B01MC390003-OLD	\$4,000,000.00	\$0.00	\$4,000,000.00	\$4,000,000.00	\$4,000,000.00	\$0.00	\$0.00	\$0.00
				CINCINNATI Subtot		\$42,300,000.00	\$0.00	\$28,536,946.60	\$28,536,946.60	\$4,536,756.60	\$13,763,053.40	\$13,763,053.40	\$0.00
SI	EN	CINCINNATI	OH			\$42,300,000.00	\$0.00	\$28,536,946.60	\$28,536,946.60	\$4,536,756.60	\$13,763,053.40	\$13,763,053.40	\$0.00
				2022	B96MC390003-OLD	\$400,000.00	\$0.00	\$400,000.00	\$0.00	\$0.00	\$0.00	\$400,000.00	\$0.00
				2020	B96MC390003-OLD	\$40,616.00	\$0.00	\$40,616.00	\$40,616.00	\$0.00	\$0.00	\$0.00	\$0.00
				2022	B01MC390003	\$277,199.25	\$0.00	\$277,199.25	\$0.00	\$0.00	\$0.00	\$277,199.25	\$0.00
					B12MC390003	\$17,084,382.38	\$0.00	\$17,084,382.38	\$0.00	\$0.00	\$0.00	\$17,084,382.38	\$0.00
				2020	B12MC390003	\$1,591,385.46	\$0.00	\$1,591,385.46	\$1,591,385.46	\$0.00	\$0.00	\$0.00	\$0.00
				2022	B01MC390003-OLD	\$9,600.00	\$0.00	\$9,600.00	\$0.00	\$0.00	\$0.00	\$9,600.00	\$0.00
				2020	B01MC390003-OLD	\$387,233.30	\$0.00	\$387,233.30	\$387,233.30	\$0.00	\$0.00	\$0.00	\$0.00
PI	EN	CINCINNATI	OH	CINCINNATI Subtot		\$19,790,416.39	\$0.00	\$19,790,416.39	\$2,019,234.76	\$0.00	\$0.00	\$17,771,181.63	\$0.00
						\$19,790,416.39	\$0.00	\$19,790,416.39	\$2,019,234.76	\$0.00	\$0.00	\$17,771,181.63	\$0.00
				1998	B98MC390003	\$4,077,814.10	\$0.00	\$4,077,814.10	\$4,077,814.10	\$0.00	\$0.00	\$0.00	\$0.00
				1999	B99MC390003	\$4,644,706.25	\$0.00	\$4,644,706.25	\$4,644,706.25	\$0.00	\$0.00	\$0.00	\$0.00

U.S. DEPARTMENT OF HOUSING AND URBAN
DEVELOPMENT
OFFICE OF COMMUNITY PLANNING AND DEVELOPMENT
PR01 - HUD Grants and Program Income

DATE: 3/28/2022
TIME: 11:26:49 AM
PAGE: 2/4

IDIS

Program	Fund Type	Grantee Name	Grantee State Code	Grant Year	Grant Number	Authorized Amount	Suballocated Amount	Amount Committed to Activities	Net Drawn Amount	FY YTD Net Draw Amount	Available to Commit	Available to Draw	Recapture Amount	
CDBG	PI	CINCINNATI	OH	2000	B00MC390003	\$4,740,953.06	\$0.00	\$4,740,953.06	\$4,740,953.06	\$0.00	\$0.00	\$0.00	\$0.00	
				2001	B01MC390003	\$2,871,084.18	\$0.00	\$2,871,084.18	\$2,871,084.18	\$0.00	\$0.00	\$0.00	\$0.00	
				2002	B02MC390003	\$3,528,982.08	\$0.00	\$3,528,982.08	\$3,528,982.08	\$0.00	\$0.00	\$0.00	\$0.00	
				2003	B03MC390003	\$2,691,233.42	\$0.00	\$2,691,233.42	\$2,691,233.42	\$0.00	\$0.00	\$0.00	\$0.00	
				2004	B04MC390003	\$11,230,888.40	\$0.00	\$11,230,888.40	\$11,230,888.40	\$0.00	\$0.00	\$0.00	\$0.00	
				2005	B05MC390003	\$3,324,414.95	\$0.00	\$3,324,414.95	\$3,324,414.95	\$0.00	\$0.00	\$0.00	\$0.00	
				2006	B06MC390003	\$2,582,984.07	\$0.00	\$2,582,984.07	\$2,582,984.07	\$0.00	\$0.00	\$0.00	\$0.00	
				2007	B07MC390003	\$2,511,732.64	\$0.00	\$2,511,732.64	\$2,511,732.64	\$0.00	\$0.00	\$0.00	\$0.00	
				2008	B08MC390003	\$1,535,784.80	\$0.00	\$1,535,784.80	\$1,535,784.80	\$0.00	\$0.00	\$0.00	\$0.00	
				2009	B09MC390003	\$2,554,489.67	\$0.00	\$2,554,489.67	\$2,554,489.67	\$0.00	\$0.00	\$0.00	\$0.00	
				2010	B10MC390003	\$1,254,368.46	\$0.00	\$1,254,368.46	\$1,254,368.46	\$0.00	\$0.00	\$0.00	\$0.00	
				2011	B11MC390003	\$1,353,114.22	\$0.00	\$1,353,114.22	\$1,353,114.22	\$0.00	\$0.00	\$0.00	\$0.00	
				2012	B12MC390003	\$1,309,207.33	\$0.00	\$1,309,207.33	\$1,309,207.33	\$0.00	\$0.00	\$0.00	\$0.00	
				2013	B13MC390003	\$1,515,610.12	\$0.00	\$1,515,610.12	\$1,515,610.12	\$0.00	\$0.00	\$0.00	\$0.00	
				2014	B14MC390003	\$818,436.37	\$0.00	\$818,436.37	\$818,436.37	\$0.00	\$0.00	\$0.00	\$0.00	
				2015	B15MC390003	\$2,230,736.05	\$0.00	\$2,230,736.05	\$2,230,736.05	\$0.00	\$0.00	\$0.00	\$0.00	
				2016	B16MC390003	\$916,171.72	\$0.00	\$916,171.72	\$916,171.72	\$0.00	\$0.00	\$0.00	\$0.00	
				2017	B17MC390003	\$3,280,973.18	\$0.00	\$3,280,973.18	\$3,280,973.18	\$0.00	\$0.00	\$0.00	\$0.00	
				2018	B18MC390003	\$2,840,420.51	\$0.00	\$2,840,420.51	\$2,840,420.51	\$0.00	\$0.00	\$0.00	\$0.00	
				2019	B19MC390003	\$848,658.08	\$0.00	\$848,658.08	\$848,658.08	\$0.00	\$0.00	\$0.00	\$0.00	
				2020	B20MC390003	\$409,188.14	\$0.00	\$409,188.14	\$409,188.14	\$0.00	\$0.00	\$0.00	\$0.00	
				2021	B21MC390003	\$1,470,554.92	\$0.00	\$1,470,554.92	\$1,470,554.92	\$1,324,647.14	\$0.00	\$0.00	\$0.00	\$0.00
				CINCINNATI Subtot		\$64,542,506.72	\$0.00	\$64,542,506.72	\$64,542,506.72	\$1,324,647.14	\$0.00	\$0.00	\$0.00	
		PI Subtotal:				\$64,542,506.72	\$0.00	\$64,542,506.72	\$64,542,506.72	\$1,324,647.14	\$0.00	\$0.00	\$0.00	
	AD	CINCINNATI	OH	2013	B13MC390003	\$778,039.12	\$0.00	\$778,039.12	\$778,039.12	\$0.00	\$0.00	\$0.00	\$0.00	
				2014	B14MC390003	\$2,309,214.25	\$0.00	\$2,309,214.25	\$2,309,214.25	\$0.00	\$0.00	\$0.00	\$0.00	
					CINCINNATI Subtot		\$3,087,253.37	\$0.00	\$3,087,253.37	\$3,087,253.37	\$0.00	\$0.00	\$0.00	\$0.00
					AD Subtotal:		\$3,087,253.37	\$0.00	\$3,087,253.37	\$3,087,253.37	\$0.00	\$0.00	\$0.00	\$0.00
CDBG-R	EN	CINCINNATI	OH	2009	B09MY390003	\$3,405,121.69	\$0.00	\$3,405,121.69	\$3,405,121.69	\$0.00	\$0.00	\$0.00	\$0.00	
					CINCINNATI Subtot		\$3,405,121.69	\$0.00	\$3,405,121.69	\$3,405,121.69	\$0.00	\$0.00	\$0.00	\$0.00
					EN Subtotal:		\$3,405,121.69	\$0.00	\$3,405,121.69	\$3,405,121.69	\$0.00	\$0.00	\$0.00	\$0.00
ESG	EN	CINCINNATI	OH	1990	S90MC390003	\$306,000.00	\$0.00	\$306,000.00	\$306,000.00	\$0.00	\$0.00	\$0.00	\$0.00	
				1991	S91MC390003	\$297,000.00	\$0.00	\$297,000.00	\$297,000.00	\$0.00	\$0.00	\$0.00	\$0.00	
				1992	S92MC390003	\$295,000.00	\$0.00	\$295,000.00	\$295,000.00	\$0.00	\$0.00	\$0.00	\$0.00	
				1993	S93MC390003	\$200,000.00	\$0.00	\$200,000.00	\$200,000.00	\$0.00	\$0.00	\$0.00	\$0.00	
				1994	S94MC390003	\$456,000.00	\$0.00	\$456,000.00	\$456,000.00	\$0.00	\$0.00	\$0.00	\$0.00	
				1995	S95MC390003	\$623,000.00	\$0.00	\$623,000.00	\$623,000.00	\$0.00	\$0.00	\$0.00	\$0.00	
				1996	S96MC390003	\$450,000.00	\$0.00	\$450,000.00	\$450,000.00	\$0.00	\$0.00	\$0.00	\$0.00	
				1997	S97MC390003	\$449,000.00	\$0.00	\$449,000.00	\$449,000.00	\$0.00	\$0.00	\$0.00	\$0.00	
				1998	S98MC390003	\$649,000.00	\$0.00	\$649,000.00	\$649,000.00	\$0.00	\$0.00	\$0.00	\$0.00	
				1999	S99MC390003	\$591,000.00	\$0.00	\$591,000.00	\$591,000.00	\$0.00	\$0.00	\$0.00	\$0.00	
				2000	S00MC390003	\$591,000.00	\$0.00	\$591,000.00	\$591,000.00	\$0.00	\$0.00	\$0.00	\$0.00	
				2001	S01MC390003	\$589,000.00	\$0.00	\$589,000.00	\$589,000.00	\$0.00	\$0.00	\$0.00	\$0.00	
				2002	S02MC390003	\$590,000.00	\$0.00	\$590,000.00	\$590,000.00	\$0.00	\$0.00	\$0.00	\$0.00	
				2003	S03MC390003	\$593,000.00	\$0.00	\$593,000.00	\$593,000.00	\$0.00	\$0.00	\$0.00	\$0.00	
				2004	S04MC390003	\$596,391.00	\$0.00	\$596,391.00	\$596,391.00	\$0.00	\$0.00	\$0.00	\$0.00	
				2005	S05MC390003	\$588,972.00	\$0.00	\$588,972.00	\$588,972.00	\$0.00	\$0.00	\$0.00	\$0.00	
				2006	S06MC390003	\$588,038.00	\$0.00	\$588,038.00	\$588,038.00	\$0.00	\$0.00	\$0.00	\$0.00	
				2007	S07MC390003	\$592,604.00	\$0.00	\$592,604.00	\$592,604.00	\$0.00	\$0.00	\$0.00	\$0.00	
				2008	S08MC390003	\$577,990.00	\$0.00	\$577,990.00	\$577,990.00	\$0.00	\$0.00	\$0.00	\$0.00	
				2009	S09MC390003	\$572,380.00	\$0.00	\$572,380.00	\$572,380.00	\$0.00	\$0.00	\$0.00	\$0.00	
2010	S10MC390003	\$570,143.00	\$0.00	\$570,143.00	\$570,143.00	\$0.00	\$0.00	\$0.00	\$0.00					
				CINCINNATI Subtot		\$10,765,518.00	\$0.00	\$10,765,518.00	\$10,765,518.00	\$0.00	\$0.00	\$0.00		

U.S. DEPARTMENT OF HOUSING AND URBAN
DEVELOPMENT
OFFICE OF COMMUNITY PLANNING AND DEVELOPMENT
PR01 - HUD Grants and Program Income

DATE: 3/28/2022
TIME: 11:26:49 AM
PAGE: 3/4

IDIS

Program	Fund Type	Grantee Name	Grantee State Code	Grant Year	Grant Number	Authorized Amount	Suballocated Amount	Amount Committed to Activities	Net Drawn Amount	FY YTD Net Draw Amount	Available to Commit	Available to Draw	Recapture Amount
ESG	EN	EN Subtotal:				\$10,765,518.00	\$0.00	\$10,765,518.00	\$10,765,518.00	\$0.00	\$0.00	\$0.00	\$0.00
HOME	EN	CINCINNATI	OH	1992	M92MC390213	\$4,743,000.00	\$750,000.00	\$3,993,000.00	\$3,993,000.00	\$0.00	\$0.00	\$0.00	\$0.00
				1993	M93MC390213	\$3,128,000.00	\$878,000.00	\$2,250,000.00	\$2,250,000.00	\$0.00	\$0.00	\$0.00	\$0.00
				1994	M94MC390213	\$3,986,000.00	\$996,500.00	\$2,989,500.00	\$2,989,500.00	\$0.00	\$0.00	\$0.00	\$0.00
				1995	M95MC390213	\$4,276,000.00	\$1,069,000.00	\$3,207,000.00	\$3,207,000.00	\$0.00	\$0.00	\$0.00	\$0.00
				1996	M96MC390213	\$4,210,000.00	\$1,052,500.00	\$3,157,500.00	\$3,157,500.00	\$0.00	\$0.00	\$0.00	\$0.00
				1997	M97MC390213	\$4,120,000.00	\$1,030,000.00	\$3,090,000.00	\$3,090,000.00	\$0.00	\$0.00	\$0.00	\$0.00
				1998	M98MC390213	\$4,447,000.00	\$1,111,750.00	\$3,335,250.00	\$3,335,250.00	\$0.00	\$0.00	\$0.00	\$0.00
				1999	M99MC390213	\$4,796,000.00	\$1,199,000.00	\$3,597,000.00	\$3,597,000.00	\$0.00	\$0.00	\$0.00	\$0.00
				2000	M00MC390213	\$4,808,000.00	\$1,202,000.00	\$3,606,000.00	\$3,606,000.00	\$0.00	\$0.00	\$0.00	\$0.00
				2001	M01MC390213	\$4,912,100.77	\$896,600.77	\$4,015,500.00	\$4,015,500.00	\$0.00	\$0.00	\$0.00	\$0.00
				2002	M02MC390213	\$5,361,000.00	\$1,340,250.00	\$4,020,750.00	\$4,020,750.00	\$0.00	\$0.00	\$0.00	\$0.00
				2003	M03MC390213	\$4,434,528.00	\$1,244,466.80	\$3,190,061.20	\$3,190,061.20	\$0.00	\$0.00	\$0.00	\$0.00
				2004	M04MC390213	\$4,924,676.58	\$1,128,039.63	\$3,796,636.95	\$3,796,636.95	\$0.00	\$0.00	\$0.00	\$0.00
				2005	M05MC390213	\$4,373,245.00	\$1,099,437.61	\$3,273,807.39	\$3,273,807.39	\$0.00	\$0.00	\$0.00	\$0.00
				2006	M06MC390213	\$4,054,230.00	\$1,021,507.32	\$3,032,722.68	\$3,032,722.68	\$0.00	\$0.00	\$0.00	\$0.00
				2007	M07MC390213	\$4,019,056.00	\$1,063,453.25	\$2,955,602.75	\$2,955,602.75	\$0.00	\$0.00	\$0.00	\$0.00
				2008	M08MC390213	\$3,837,667.00	\$970,117.31	\$2,867,549.69	\$2,867,549.69	\$0.00	\$0.00	\$0.00	\$0.00
				2009	M09MC390213	\$4,238,952.00	\$1,382,503.25	\$2,856,448.75	\$2,856,448.75	\$0.00	\$0.00	\$0.00	\$0.00
				2010	M10MC390213	\$4,219,398.00	\$1,275,679.40	\$2,943,718.60	\$2,943,718.60	\$0.00	\$0.00	\$0.00	\$0.00
				2011	M11MC390213	\$2,554,534.00	\$1,477,518.76	\$1,077,015.24	\$1,077,015.24	\$0.00	\$0.00	\$0.00	\$0.00
				2012	M12MC390213	\$2,205,497.00	\$930,824.55	\$1,274,672.45	\$1,274,672.45	\$0.00	\$0.00	\$0.00	\$0.00
				2013	M13MC390213	\$2,092,556.00	\$628,883.40	\$1,463,672.60	\$1,463,672.60	\$0.00	\$0.00	\$0.00	\$0.00
				2014	M14MC390213	\$2,099,044.00	\$629,713.00	\$1,469,331.00	\$1,469,331.00	\$0.00	\$0.00	\$0.00	\$0.00
				2015	M15MC390213	\$1,941,640.00	\$600,743.80	\$1,340,896.20	\$1,340,896.20	\$0.00	\$0.00	\$0.00	\$0.00
				2016	M16MC390213	\$2,099,788.00	\$681,368.20	\$1,418,419.80	\$1,231,532.99	\$18,561.58	\$0.00	\$186,886.81	\$0.00
				2017	M17MC390213	\$2,045,580.00	\$629,491.05	\$1,169,898.73	\$1,064,484.92	\$756,725.28	\$246,190.22	\$351,604.03	\$0.00
				2018	M18MC390213	\$2,860,970.00	\$858,291.00	\$395,802.70	\$395,802.70	\$116,525.00	\$1,606,876.30	\$1,606,876.30	\$0.00
				2019	M19MC390213	\$2,675,728.00	\$802,718.19	\$40,000.00	\$0.00	\$0.00	\$1,833,009.81	\$1,873,009.81	\$0.00
				2020	M20MC390213	\$2,816,464.00	\$845,014.65	\$835,544.62	\$0.00	\$0.00	\$1,135,904.73	\$1,971,449.35	\$0.00
				2021	M21MC390213	\$2,737,925.00	\$821,377.25	\$0.00	\$0.00	\$0.00	\$1,916,547.75	\$1,916,547.75	\$0.00
					M21MP390213	\$496,153.80	\$496,153.80	\$0.00	\$0.00	\$0.00	\$0.00	\$0.00	\$0.00
				CINCINNATI Subtot		\$109,514,733.15	\$30,112,902.99	\$72,663,301.35	\$71,495,456.11	\$891,811.86	\$6,738,528.81	\$7,906,374.05	\$0.00
		EN Subtotal:				\$109,514,733.15	\$30,112,902.99	\$72,663,301.35	\$71,495,456.11	\$891,811.86	\$6,738,528.81	\$7,906,374.05	\$0.00
PI		CINCINNATI	OH	2000	M00MC390213	\$650,000.00	\$0.00	\$650,000.00	\$650,000.00	\$0.00	\$0.00	\$0.00	\$0.00
				2003	M03MC390213	\$1,358,348.02	\$0.00	\$1,358,348.02	\$1,358,348.02	\$0.00	\$0.00	\$0.00	\$0.00
				2005	M05MC390213	\$445,756.13	\$0.00	\$445,756.13	\$445,756.13	\$0.00	\$0.00	\$0.00	\$0.00
				2006	M06MC390213	\$271,355.71	\$0.00	\$271,355.71	\$271,355.71	\$0.00	\$0.00	\$0.00	\$0.00
				2007	M07MC390213	\$788,750.02	\$0.00	\$788,750.02	\$788,750.02	\$0.00	\$0.00	\$0.00	\$0.00
				2008	M08MC390213	\$184,523.12	\$0.00	\$184,523.12	\$184,523.12	\$0.00	\$0.00	\$0.00	\$0.00
				2009	M09MC390213	\$199,221.98	\$0.00	\$199,221.98	\$199,221.98	\$0.00	\$0.00	\$0.00	\$0.00
				2010	M10MC390213	\$208,453.44	\$0.00	\$208,453.44	\$208,453.44	\$0.00	\$0.00	\$0.00	\$0.00
				2011	M11MC390213	\$228,384.95	\$0.00	\$228,384.95	\$228,384.95	\$0.00	\$0.00	\$0.00	\$0.00
				2012	M12MC390213	\$126,006.64	\$0.00	\$126,006.64	\$126,006.64	\$0.00	\$0.00	\$0.00	\$0.00
				2013	M13MC390213	\$175,621.98	\$0.00	\$175,621.98	\$175,621.98	\$0.00	\$0.00	\$0.00	\$0.00
				2014	M14MC390213	\$351,181.10	\$0.00	\$351,181.10	\$351,181.10	\$0.00	\$0.00	\$0.00	\$0.00
				2015	M15MC390213	\$195,278.23	\$0.00	\$195,278.23	\$195,278.23	\$0.00	\$0.00	\$0.00	\$0.00
				2016	M16MC390213	\$266,254.71	\$0.00	\$266,254.71	\$266,254.71	\$0.00	\$0.00	\$0.00	\$0.00
				2017	M17MC390213	\$2,048,989.26	\$0.00	\$2,048,989.26	\$2,042,767.19	\$27,519.44	\$0.00	\$6,222.07	\$0.00
				2018	M18MC390213	\$306,920.02	\$30,000.00	\$276,920.02	\$276,920.02	\$47,047.92	\$0.00	\$0.00	\$0.00
				2019	M19MC390213	\$222,102.53	\$22,210.25	\$199,892.28	\$199,892.28	\$0.00	\$0.00	\$0.00	\$0.00
				2020	M20MC390213	\$170,329.05	\$17,032.91	\$153,296.14	\$21,934.04	\$0.00	\$0.00	\$131,362.10	\$0.00
				2021	M21MC390213	\$211,042.76	\$0.00	\$59,324.37	\$59,324.37	\$59,324.37	\$151,718.39	\$151,718.39	\$0.00
				CINCINNATI Subtot		\$8,408,519.65	\$69,243.16	\$8,187,558.10	\$8,049,973.93	\$133,891.73	\$151,718.39	\$289,302.56	\$0.00

U.S. DEPARTMENT OF HOUSING AND URBAN
DEVELOPMENT
OFFICE OF COMMUNITY PLANNING AND DEVELOPMENT
PR01 - HUD Grants and Program Income

DATE: 3/28/2022
TIME: 11:26:49 AM
PAGE: 4/4

IDIS

Program	Fund Type	Grantee Name	Grantee State Code	Grant Year	Grant Number	Authorized Amount	Suballocated Amount	Amount Committed to Activities	Net Drawn Amount	FY YTD Net Draw Amount	Available to Commit	Available to Draw	Recapture Amount		
HOME	PI	PI Subtotal:				\$8,408,519.65	\$69,243.16	\$8,187,558.10	\$8,049,973.93	\$133,891.73	\$151,718.39	\$289,302.56	\$0.00		
		PA	CINCINNATI	OH	2014	M14MC390213	\$0.00	\$0.00	\$0.00	\$0.00	\$0.00	\$0.00	\$0.00		
					2018	M18MC390213	\$30,000.00	\$0.00	\$30,000.00	\$30,000.00	\$2,031.97	\$0.00	\$0.00		
					2019	M19MC390213	\$22,210.25	\$0.00	\$22,210.25	\$22,210.25	\$0.00	\$0.00	\$0.00		
					2020	M20MC390213	\$17,032.91	\$0.00	\$17,032.91	\$17,032.91	\$0.00	\$0.00	\$0.00		
	CINCINNATI Subtot					\$69,243.16	\$0.00	\$69,243.16	\$69,243.16	\$2,031.97	\$0.00	\$0.00	\$0.00		
	IU	CINCINNATI	OH	2019	M19MC390213	\$69,243.16	\$0.00	\$69,243.16	\$69,243.16	\$2,031.97	\$0.00	\$0.00	\$0.00		
						\$0.00	\$0.00	\$0.00	\$0.00	\$0.00	\$0.00	\$0.00	\$0.00		
						\$0.00	\$0.00	\$0.00	\$0.00	\$0.00	\$0.00	\$0.00	\$0.00		
	IU Subtotal:					\$0.00	\$0.00	\$0.00	\$0.00	\$0.00	\$0.00	\$0.00	\$0.00		
	HOPWA	EN	CINCINNATI	OH	1998	OH16H98F001	\$360,000.00	\$0.00	\$360,000.00	\$360,000.00	\$0.00	\$0.00	\$0.00	\$0.00	
					1999	OH16H99F001	\$395,000.00	\$0.00	\$395,000.00	\$395,000.00	\$0.00	\$0.00	\$0.00	\$0.00	
					2000	OHH00F001	\$405,000.00	\$0.00	\$405,000.00	\$405,000.00	\$0.00	\$0.00	\$0.00	\$0.00	
2001					OHH01F001	\$434,000.00	\$0.00	\$434,000.00	\$434,000.00	\$0.00	\$0.00	\$0.00	\$0.00		
2002					OHH02F001	\$464,000.00	\$0.00	\$464,000.00	\$464,000.00	\$0.00	\$0.00	\$0.00	\$0.00		
2003					OHH03F001	\$468,000.00	\$0.00	\$468,000.00	\$468,000.00	\$0.00	\$0.00	\$0.00	\$0.00		
2004					OHH04F001	\$550,000.00	\$0.00	\$550,000.00	\$550,000.00	\$0.00	\$0.00	\$0.00	\$0.00		
2005					OHH05F001	\$517,000.00	\$0.00	\$517,000.00	\$517,000.00	\$0.00	\$0.00	\$0.00	\$0.00		
2006					OHH06F001	\$518,000.00	\$0.00	\$518,000.00	\$518,000.00	\$0.00	\$0.00	\$0.00	\$0.00		
2007					OHH07F001	\$530,000.00	\$0.00	\$530,000.00	\$530,000.00	\$0.00	\$0.00	\$0.00	\$0.00		
2008					OHH08F001	\$562,000.00	\$0.00	\$562,000.00	\$562,000.00	\$0.00	\$0.00	\$0.00	\$0.00		
2009					OHH09F001	\$584,124.00	\$0.00	\$584,124.00	\$584,124.00	\$0.00	\$0.00	\$0.00	\$0.00		
2010					OHH10F001	\$643,644.00	\$0.00	\$643,644.00	\$643,644.00	\$0.00	\$0.00	\$0.00	\$0.00		
2011					OHH11F001	\$657,741.00	\$0.00	\$657,741.00	\$657,741.00	\$0.00	\$0.00	\$0.00	\$0.00		
2012					OHH12F001	\$672,796.00	\$0.00	\$672,796.00	\$672,796.00	\$0.00	\$0.00	\$0.00	\$0.00		
2013					OHH13F001	\$643,006.00	\$0.00	\$643,006.00	\$643,006.00	\$0.00	\$0.00	\$0.00	\$0.00		
2014					OHH14F001	\$672,660.00	\$0.00	\$672,660.00	\$672,660.00	\$0.00	\$0.00	\$0.00	\$0.00		
2015					OHH15F001	\$674,537.00	\$0.00	\$674,537.00	\$674,537.00	\$0.00	\$0.00	\$0.00	\$0.00		
2016					OHH16F001	\$694,774.00	\$0.00	\$694,774.00	\$694,774.00	\$0.00	\$0.00	\$0.00	\$0.00		
2017					OHH17F001	\$791,673.00	\$0.00	\$791,673.00	\$791,673.00	\$0.00	\$0.00	\$0.00	\$0.00		
2018					OHH18F001	\$896,793.00	\$0.00	\$896,793.00	\$896,793.00	\$0.00	\$0.00	\$0.00	\$0.00		
2019					OHH19F001	\$1,013,119.00	\$0.00	\$1,013,119.00	\$1,013,119.00	\$0.00	\$0.00	\$0.00	\$0.00		
2020					OHH20F001	\$1,141,164.00	\$0.00	\$1,141,164.00	\$1,139,840.37	\$318,449.65	\$0.00	\$1,323.63	\$0.00		
2021	OHH21F001	\$1,281,332.00	\$0.00	\$699,671.62	\$699,671.62	\$699,671.62	\$581,660.38	\$581,660.38	\$0.00						
CINCINNATI Subtot					\$15,570,363.00	\$0.00	\$14,988,702.62	\$14,987,378.99	\$1,018,121.27	\$581,660.38	\$582,984.01	\$0.00			
HPRP	EN	CINCINNATI	OH	2009	S09MY390003	\$5,339,181.97	\$0.00	\$5,339,181.97	\$5,339,181.97	\$0.00	\$0.00	\$0.00	\$0.00		
				CINCINNATI Subtot					\$5,339,181.97	\$0.00	\$5,339,181.97	\$5,339,181.97	\$0.00	\$0.00	\$0.00
				EN Subtotal:					\$5,339,181.97	\$0.00	\$5,339,181.97	\$5,339,181.97	\$0.00	\$0.00	\$0.00
				GRANTEE					\$741,438,964.10	\$33,269,399.52	\$664,167,914.31	\$644,402,525.19	\$13,509,034.28	\$44,001,650.27	\$63,767,039.39

U.S. Department of Housing and Urban Development
Office of Community Planning and Development
Integrated Disbursement and Information System
List of Activities By Program Year And Project
CINCINNATI,OH

DATE: 03-29-22
TIME: 15:14
PAGE: 1

REPORT FOR CPD PROGRAM: ALL
PGM YR: ALL
CARES Act Grants only

Plan Year	IDIS Project	Project	IDIS Activity ID	Activity Name	Activity Status	Program	Funded Amount	Draw Amount	Balance
2020	21	Urgent Public Health Crisis Response Program '20	4547	CV Housing - Colonial Village Preservation	Open	CDBG	\$250,000.00	\$250,000.00	\$0.00
		Project Total					\$250,000.00	\$250,000.00	\$0.00
	28	Emergency Solutions Grant 2020	4365	ESG20 Admin	Open	HESG	\$278,674.88	\$278,674.88	\$0.00
			4368	ESG20 - Rapid Re-Housing	Open	HESG	\$322,063.16	\$322,063.16	\$0.00
			4383	ESG20 - Homeless Shelters and Other Homeless Housing	Open	HESG	\$4,274,014.30	\$4,274,014.30	\$0.00
			4391	ESG20 - Homelessness Prevention	Open	HESG	\$583,429.28	\$583,429.28	\$0.00
		Project Total					\$5,458,181.62	\$5,458,181.62	\$0.00
	29	2020 - 2023 Northern Kentucky Independent District Health OH-H20-F001 (NKIDH)	4405	CV-COVID-19 2020 - 2023 Project Sponsor Admin OHH20FWH001 (NKIDH)	Open	HOPWA	\$6,126.00	\$6,126.00	\$0.00
		Project Total					\$6,126.00	\$6,126.00	\$0.00
	36	CV - Urgent Public Health Crisis Response - Stimulus	4406	CV Public Services - Catholic Charities - Workforce Development for New Americans	Open	CDBG	\$60,000.00	\$60,000.00	\$0.00
			4407	CV Public Services - Employment Reentry Services for formerly incarcerated	Open	CDBG	\$40,000.00	\$40,000.00	\$0.00
			4408	CV Public Services - Center for Respite Care - Medical Recovery Program	Open	CDBG	\$39,999.99	\$39,999.99	\$0.00
			4415	CV Public Services - Cincinnati Works Job Readiness, Phoenix Program	Open	CDBG	\$106,000.00	\$106,000.00	\$0.00
			4416	CV Public Services - CAA CDL Training	Open	CDBG	\$37,981.00	\$37,981.00	\$0.00
			4417	CV Public Services - Cincy Smiles - Case Management	Open	CDBG	\$60,000.00	\$60,000.00	\$0.00
			4418	CV Public Services - City Gospel Mission - Jobs Plus	Open	CDBG	\$40,000.00	\$40,000.00	\$0.00
			4419	CV Public Services - Easter Seals - ESGC Military & Veteran Services	Open	CDBG	\$40,000.00	\$40,000.00	\$0.00
			4420	CV Public Service - Greater Cincinnati Behavioral Health Services - Youth Employment	Open	CDBG	\$65,000.00	\$65,000.00	\$0.00
			4421	CV Public Services - Madisonville Education and Assistance Center (MEAC) - Financial Assistance	Open	CDBG	\$40,000.00	\$40,000.00	\$0.00
			4422	CV Public Services - Mercy Neighborhood Ministries - Home Care Aide Training Program	Open	CDBG	\$40,000.00	\$40,000.00	\$0.00
			4423	CV Public Services - Mercy Neighborhood Ministries - Workforce Supports	Open	CDBG	\$40,000.00	\$40,000.00	\$0.00
			4424	CV Public Services - Power Inspires Progress - Stabilization, Training and Job Placement	Open	CDBG	\$14,263.14	\$14,263.14	\$0.00
			4425	CV Public Services - Santa Maria Community Services - Stable Families	Open	CDBG	\$39,749.80	\$39,749.80	\$0.00

U.S. Department of Housing and Urban Development
Office of Community Planning and Development
Integrated Disbursement and Information System
List of Activities By Program Year And Project
CINCINNATI,OH

DATE: 03-29-22
TIME: 15:14
PAGE: 2

Plan Year	IDIS Project	Project	IDIS Activity ID	Activity Name	Activity Status	Program	Funded Amount	Draw Amount	Balance
2020	36	CV - Urgent Public Health Crisis Response - Stimulus	4426	CV Public Services - Santa Maria Community Services - Workforce Development	Open	CDBG	\$79,946.37	\$79,946.37	\$0.00
			4427	CV Public Services - St. Vincent de Paul - Homeless Prevention Program	Open	CDBG	\$39,999.99	\$39,999.99	\$0.00
			4428	CV Public Services - Talbert House - Employment Services	Open	CDBG	\$35,810.53	\$35,810.53	\$0.00
			4429	CV Public Services - Tender Mercies - Permanent Supportive Housing	Open	CDBG	\$40,000.00	\$40,000.00	\$0.00
			4455	CV Public Services - Urban League - Employment Services	Open	CDBG	\$53,317.63	\$53,317.63	\$0.00
			4458	CV Public Services - Women Helping Women - Crime Services	Open	CDBG	\$92,610.81	\$92,610.81	\$0.00
			4459	CV Public Services - Santa Maria - Crime Services	Open	CDBG	\$90,580.30	\$90,580.30	\$0.00
			4461	CV Public Services - Dress For Success - Employment Training	Open	CDBG	\$40,000.00	\$40,000.00	\$0.00
			4462	CV Public Services - Cinti Union Bethel - Anna Louis Inn	Open	CDBG	\$40,000.00	\$40,000.00	\$0.00
			4463	CV Public Services - Freestore Foodbank - Employment Training	Open	CDBG	\$125,000.00	\$125,000.00	\$0.00
			4464	CV Public Services - Families Forward - Crime Awareness	Open	CDBG	\$75,000.00	\$75,000.00	\$0.00
			4465	CV Public Services - Urban League - Crime Awareness/Youth Council	Open	CDBG	\$53,847.51	\$53,847.51	\$0.00
			4466	CV Public Services - Catholic Charities - Senior Services	Open	CDBG	\$48,000.00	\$48,000.00	\$0.00
			4467	CV Public Services - Mercy Neighborhood - Senior Services	Open	CDBG	\$47,999.99	\$47,999.99	\$0.00
			4468	CV Public Services - Center for Addiction Treatment - Mental Health Services	Open	CDBG	\$63,188.74	\$63,188.74	\$0.00
			4469	CV Public Services - Community Matters - Substance Abuse Services	Open	CDBG	\$40,000.00	\$40,000.00	\$0.00
			4470	CV Public Services - City Gospel Mission - Health Services	Open	CDBG	\$80,000.00	\$80,000.00	\$0.00
			4471	CV Public Services - Neighborhood Allies - Substance Abuse Services	Open	CDBG	\$28,800.00	\$28,800.00	\$0.00
			4473	CV Public Services - Pro Seniors - Senior Services	Open	CDBG	\$40,000.00	\$40,000.00	\$0.00
			4475	CV Public Services - CHAMPS Prevention Program - Mental Health Services	Open	CDBG	\$40,000.00	\$40,000.00	\$0.00
			4477	CV Public Services - Addiction Services Council - Mental Health	Open	CDBG	\$40,000.00	\$40,000.00	\$0.00
			4478	CV Public Services - Freestore Foodbank - Employment Training	Open	CDBG	\$100,000.00	\$100,000.00	\$0.00
			4479	CV Public Services - Per Scholas - Employment Training	Open	CDBG	\$85,768.82	\$85,768.82	\$0.00

U.S. Department of Housing and Urban Development
Office of Community Planning and Development
Integrated Disbursement and Information System
List of Activities By Program Year And Project
CINCINNATI,OH

DATE: 03-29-22
TIME: 15:14
PAGE: 3

Plan Year	IDIS Project	Project	IDIS Activity ID	Activity Name	Activity Status	Program	Funded Amount	Draw Amount	Balance
2020	36	CV - Urgent Public Health Crisis Response - Stimulus	4480	CV Public Services - Urban League - Employment Training	Open	CDBG	\$39,782.79	\$39,782.79	\$0.00
			4481	CV Public Services - Salvation Army - Crime Awareness	Open	CDBG	\$16,206.21	\$16,206.21	\$0.00
			4482	CV Public Services - Cinti Union Bethel - Mental Health Services	Open	CDBG	\$40,000.00	\$40,000.00	\$0.00
			4483	CV Public Services - Cincinnati Youth Collaborative - Employment Training	Open	CDBG	\$86,000.00	\$86,000.00	\$0.00
			4484	CV Public Services - 4C for Children - Child Care Solutions	Open	CDBG	\$10,000.00	\$10,000.00	\$0.00
			4485	CV Public Services - First Step Home - Mental Health Services	Open	CDBG	\$80,000.00	\$80,000.00	\$0.00
			4486	CV Public Services - Legal Aid - Homeless Prevention	Open	CDBG	\$30,498.84	\$30,498.84	\$0.00
			4487	CV Public Services - Legal Aid - Clearing Hurdles to Employment	Open	CDBG	\$30,977.11	\$30,977.11	\$0.00
			4488	CV Public Services - Ohio Justice Center - Second Chance	Open	CDBG	\$39,999.63	\$39,999.63	\$0.00
			4489	CV Public Services - IKRON - Employment Training	Open	CDBG	\$40,000.00	\$40,000.00	\$0.00
			4490	CV Public Services - IKRON - Rise - Employment Training	Open	CDBG	\$42,000.00	\$42,000.00	\$0.00
			4492	CV Public Services - Immigrant and Refugee - Legal Services	Open	CDBG	\$41,306.77	\$41,306.77	\$0.00
			4493	CV Public Services - Cincinnati Works - Employment Training	Open	CDBG	\$250,000.00	\$250,000.00	\$0.00
			4501	CV Public Services - Closing the Health Gap - Health Services	Open	CDBG	\$666,108.24	\$666,108.24	\$0.00
			4507	CV Public Services - Downtown Cincinnati- Homeless Prevention	Open	CDBG	\$75,000.00	\$75,000.00	\$0.00
			4536	CV Public Services - Center for Addiction Treatment - Mental Health Services	Open	CDBG	\$73,162.80	\$73,162.80	\$0.00
		Project Total					\$3,603,907.01	\$3,603,907.01	\$0.00
	37	CV - Urgent Public Health Crisis Response - Stimulus Admin	4457	CDBG-CV1 Administration	Open	CDBG	\$756,051.83	\$483,994.34	\$272,057.49
		Project Total					\$756,051.83	\$483,994.34	\$272,057.49
	38	CV-COVID-19 2020-2023 Strategies To End Homelessness OHH20FHW001 (STEH)	4400	CV-COVID-19 2020 - 2023 Strategies To End Homelessness Grantee Admin OHH20FHW001 (STEH)	Open	HOPWA	\$1,679.47	\$1,679.47	\$0.00
		Project Total					\$1,679.47	\$1,679.47	\$0.00
	39	CV-COVID-19 2020-2023 Caracole OHH20FHW001 (Caracole)	4401	CV-COVID-19 2020 - 2023 Leasing OHH20FHW001 (Caracole)	Open	HOPWA	\$14,295.00	\$14,295.00	\$0.00
			4402	CV-COVID-19 2020 - 2023 STRMU OHH20FHW001 (Caracole)	Open	HOPWA	\$66,363.00	\$66,363.00	\$0.00
			4403	CV-COVID-19 2020 - 2023 Project Sponsor Admin OHH20FHW001 (Caracole)	Open	HOPWA	\$8,066.00	\$8,066.00	\$0.00

IDIS - PR02

U.S. Department of Housing and Urban Development
Office of Community Planning and Development
Integrated Disbursement and Information System
List of Activities By Program Year And Project
CINCINNATI,OH

DATE: 03-29-22
TIME: 15:14
PAGE: 4

Plan Year	IDIS Project	Project	IDIS Activity ID	Activity Name	Activity Status	Program	Funded Amount	Draw Amount	Balance
2020	39	Project Total					\$88,724.00	\$88,724.00	\$0.00
	40	CV-COVID-19 2020-2023 Northern Kentucky Independent Health District OHH20FHW001 (NKIDH)	4404	CV-COVID-19 2020 - 2023 Leasing OHH20FHW001 (NKIDH)	Open	HOPWA	\$61,258.00	\$61,258.00	\$0.00
		Project Total					\$61,258.00	\$61,258.00	\$0.00
						CDBG	\$4,609,958.84	\$4,337,901.35	\$272,057.49
		Program Total				HESG	\$5,458,181.62	\$5,458,181.62	\$0.00
						HOPWA	\$157,787.47	\$157,787.47	\$0.00
		2020 Total					\$10,225,927.93	\$9,953,870.44	\$272,057.49
						CDBG	\$4,609,958.84	\$4,337,901.35	\$272,057.49
		Program Grand Total				HESG	\$5,458,181.62	\$5,458,181.62	\$0.00
						HOPWA	\$157,787.47	\$157,787.47	\$0.00
Grand Total							\$10,225,927.93	\$9,953,870.44	\$272,057.49

U.S. Department of Housing and Urban Development
Office of Community Planning and Development
Integrated Disbursement and Information System
List of Activities By Program Year And Project
CINCINNATI,OH

REPORT FOR CPD PROGRAM: ALL
PGM YR: ALL
Formula and Competitive Grants only
Funding Agency: OHIO

Plan Year	IDIS Project	Project	IDIS Activity ID	Activity Name	Activity Status	Program	Funded Amount	Draw Amount	Balance	
1995	1	CONVERTED HOME ACTIVITIES	3296	CINCINNATI - A-B-95-259-2	Completed	HOME	\$300,000.00	\$300,000.00	\$0.00	
			3297	CINCINNATI - A-B-95-259-3	Completed	HOME	\$300,000.00	\$300,000.00	\$0.00	
			Project Total							
						HOME	\$600,000.00	\$600,000.00	\$0.00	
			Program Total							
			1995 Total					\$600,000.00	\$600,000.00	\$0.00
Program Grand Total						HOME	\$600,000.00	\$600,000.00	\$0.00	
Grand Total							\$600,000.00	\$600,000.00	\$0.00	
Plan Year	IDIS Project	Project	IDIS Activity ID	Activity Name	Activity Status	Program	Funded Amount	Draw Amount	Balance	
1994	1	CONVERTED HOME ACTIVITIES	1	HOME COMMITTED FUNDS ADJUSTMENT	Open	HOME	\$0.00	\$0.00	\$0.00	
			5	6508 IRIS AVENUE	Completed	HOME	\$4,966.00	\$4,966.00	\$0.00	
			6	6827 VINEWOOD AVENUE	Completed	HOME	\$8,694.00	\$8,694.00	\$0.00	
			7	721 E MITCHELL AVENUE	Completed	HOME	\$10,758.00	\$10,758.00	\$0.00	
			8	5311 WELTNER STREET	Completed	HOME	\$6,156.00	\$6,156.00	\$0.00	
			9	5206 RAVENNA STREET	Completed	HOME	\$10,342.00	\$10,342.00	\$0.00	
			10	3023 CINNAMON STREET	Completed	HOME	\$6,742.00	\$6,742.00	\$0.00	
			11	3460 EVANSTON AVENUE	Completed	HOME	\$26,086.00	\$26,086.00	\$0.00	
			12	1983 FAIRFAX AVENUE	Completed	HOME	\$4,121.00	\$4,121.00	\$0.00	
			13	228 STRADER	Completed	HOME	\$11,624.00	\$11,624.00	\$0.00	
			14	4100 HILLSIDE	Completed	HOME	\$8,736.00	\$8,736.00	\$0.00	
			15	7143 EASTLAWN DRIVE	Completed	HOME	\$59,022.00	\$59,022.00	\$0.00	
			16	101-105 PEETE STREET	Completed	HOME	\$100,000.00	\$100,000.00	\$0.00	
			17	4228 MAD ANTHONY	Completed	HOME	\$13,290.00	\$13,290.00	\$0.00	
			18	209 BOSLEY AVENUE	Completed	HOME	\$7,911.00	\$7,911.00	\$0.00	
			19	529 YORK STREET	Completed	HOME	\$4,940.00	\$4,940.00	\$0.00	
			20	407 ELBERON	Completed	HOME	\$7,644.00	\$7,644.00	\$0.00	
			21	1090 ADDICE WAY	Completed	HOME	\$2,482.00	\$2,482.00	\$0.00	
			22	1741 JESTER STREET	Completed	HOME	\$5,349.00	\$5,349.00	\$0.00	
			23	3425 WOODBURN AVENUE	Completed	HOME	\$6,644.00	\$6,644.00	\$0.00	
			24	3956 GLEN CROSS AVENUE	Completed	HOME	\$8,675.00	\$8,675.00	\$0.00	
			25	1750 JESTER STREET	Completed	HOME	\$4,094.00	\$4,094.00	\$0.00	
			26	4638 KIRBY ROAD	Completed	HOME	\$3,188.00	\$3,188.00	\$0.00	
			27	2320 VICTOR	Completed	HOME	\$4,944.00	\$4,944.00	\$0.00	

U.S. Department of Housing and Urban Development
Office of Community Planning and Development
Integrated Disbursement and Information System
List of Activities By Program Year And Project
CINCINNATI,OH

DATE: 03-29-22
TIME: 15:15
PAGE: 2

Plan Year	IDIS Project	Project	IDIS Activity ID	Activity Name	Activity Status	Program	Funded Amount	Draw Amount	Balance
1994	1	CONVERTED HOME ACTIVITIES	28	2355 W MCMICKEN	Completed	HOME	\$3,712.00	\$3,712.00	\$0.00
			29	3646 AIDENSIDE	Completed	HOME	\$5,352.00	\$5,352.00	\$0.00
			30	405 ELBERON AVENUE	Completed	HOME	\$8,910.00	\$8,910.00	\$0.00
			31	1414 CAROLINA AVENUE	Completed	HOME	\$1,456.00	\$1,456.00	\$0.00
			32	913 WELLS STREET	Completed	HOME	\$4,309.00	\$4,309.00	\$0.00
			33	HOME ADMIN ACTIVITY	Completed	HOME	\$2,575,838.95	\$2,575,838.95	\$0.00
			34	5715 MONNING PLACE	Completed	HOME	\$19,435.00	\$19,435.00	\$0.00
			35	843 ROCKDALE	Completed	HOME	\$6,959.00	\$6,959.00	\$0.00
			36	6010 STAN HILL	Completed	HOME	\$2,238.00	\$2,238.00	\$0.00
			37	2088 BALTIMORE	Completed	HOME	\$9,295.00	\$9,295.00	\$0.00
			38	3752 DUNLOE	Completed	HOME	\$5,726.00	\$5,726.00	\$0.00
			39	3509 WEST EIGHTH STREET	Completed	HOME	\$3,399.00	\$3,399.00	\$0.00
			40	1502 CHASE AVENUE	Completed	HOME	\$7,895.00	\$7,895.00	\$0.00
			41	1327 CAROLINA AVENUE	Completed	HOME	\$11,431.00	\$11,431.00	\$0.00
			42	2107 BURNET AVENUE	Completed	HOME	\$10,259.00	\$10,259.00	\$0.00
			43	4126 LAKEMAN STREET	Completed	HOME	\$4,144.00	\$4,144.00	\$0.00
			44	4214 TURRILL	Completed	HOME	\$4,444.00	\$4,444.00	\$0.00
			45	5211 EBERSOLE	Completed	HOME	\$8,195.00	\$8,195.00	\$0.00
			46	3135 BEEKMAN STREET	Completed	HOME	\$4,944.00	\$4,944.00	\$0.00
			47	1604 ROSE PLACE	Completed	HOME	\$12,500.00	\$12,500.00	\$0.00
			48	5716 ISLINGTON AVENUE	Completed	HOME	\$12,000.00	\$12,000.00	\$0.00
			49	4317 HAYES	Completed	HOME	\$8,458.00	\$8,458.00	\$0.00
			50	3629 BEVIS AVENUE	Completed	HOME	\$10,750.00	\$10,750.00	\$0.00
			51	3732 BEEKMAN STREET	Completed	HOME	\$3,697.00	\$3,697.00	\$0.00
			52	1846 KINNEY	Completed	HOME	\$6,641.00	\$6,641.00	\$0.00
			53	4148 CHAMBERS STREET	Completed	HOME	\$5,502.00	\$5,502.00	\$0.00
			54	251 SETCHELL	Completed	HOME	\$6,566.00	\$6,566.00	\$0.00
			55	3139 MCHENRY AVENUE	Completed	HOME	\$4,888.00	\$4,888.00	\$0.00
			56	1146 RYLAND	Completed	HOME	\$4,151.00	\$4,151.00	\$0.00
			57	6312 SIERRA STREET	Completed	HOME	\$28,487.00	\$28,487.00	\$0.00
			58	4224 LANGLAND AVENUE	Completed	HOME	\$34,000.00	\$34,000.00	\$0.00
			59	4556 HAMILTON	Completed	HOME	\$6,852.00	\$6,852.00	\$0.00
			60	1642 BREWSTER	Completed	HOME	\$3,269.00	\$3,269.00	\$0.00
			61	827 OAK STREET	Completed	HOME	\$10,983.00	\$10,983.00	\$0.00
			62	3716 TAPPAN AVENUE	Completed	HOME	\$33,705.00	\$33,705.00	\$0.00
			63	3211 HACKBERRY STREET	Completed	HOME	\$18,960.00	\$18,960.00	\$0.00
			64	508-528 TWELFTH ST/519-521 THIRTEENTH ST	Completed	HOME	\$433,500.00	\$433,500.00	\$0.00
			65	4011 HERRON	Completed	HOME	\$4,560.00	\$4,560.00	\$0.00
			66	1805 FAIRMOUNT	Completed	HOME	\$4,017.00	\$4,017.00	\$0.00

U.S. Department of Housing and Urban Development
Office of Community Planning and Development
Integrated Disbursement and Information System
List of Activities By Program Year And Project
CINCINNATI,OH

DATE: 03-29-22
TIME: 15:15
PAGE: 3

Plan Year	IDIS Project	Project	IDIS Activity ID	Activity Name	Activity Status	Program	Funded Amount	Draw Amount	Balance
1994	1	CONVERTED HOME ACTIVITIES	67	3627 EVANSTON	Completed	HOME	\$10,884.00	\$10,884.00	\$0.00
			68	4820 EBERSOLE AVENUE	Completed	HOME	\$6,300.00	\$6,300.00	\$0.00
			69	4336 WATTERSON AVENUE	Completed	HOME	\$2,797.00	\$2,797.00	\$0.00
			70	4746 HOWARD AVENUE	Completed	HOME	\$7,852.00	\$7,852.00	\$0.00
			71	2808 PRESTON	Completed	HOME	\$2,742.00	\$2,742.00	\$0.00
			72	3710 ZINSLE	Completed	HOME	\$33,498.00	\$33,498.00	\$0.00
			73	1533 REID AVENUE	Completed	HOME	\$20,000.00	\$20,000.00	\$0.00
			74	1822 HEWITT AVENUE	Completed	HOME	\$11,000.00	\$11,000.00	\$0.00
			75	1009 WEST SEYMOUR AVENUE	Completed	HOME	\$15,973.00	\$15,973.00	\$0.00
			76	4381 VIRGINIA AVENUE	Completed	HOME	\$33,910.00	\$33,910.00	\$0.00
			77	4200 34TH AVENUE	Completed	HOME	\$14,800.00	\$14,800.00	\$0.00
			78	3511 BEVIS AVENUE	Completed	HOME	\$28,733.00	\$28,733.00	\$0.00
			79	3086 GILBERT AVENUE	Completed	HOME	\$16,316.00	\$16,316.00	\$0.00
			80	3652 READING ENTOWNE MANOR HOME	Completed	HOME	\$284,600.00	\$284,600.00	\$0.00
			81	1226 CARSON AVENUE	Completed	HOME	\$21,250.00	\$21,250.00	\$0.00
			82	3418 WEST 8TH STREET	Completed	HOME	\$33,500.00	\$33,500.00	\$0.00
			83	4519 HOMER STREET	Completed	HOME	\$21,661.00	\$21,661.00	\$0.00
			84	5617 PRENTICE STREET	Completed	HOME	\$16,000.00	\$16,000.00	\$0.00
			85	3039 WOODBURN AVENUE	Completed	HOME	\$34,000.00	\$34,000.00	\$0.00
			86	4921 JAMESON STREET	Completed	HOME	\$31,400.00	\$31,400.00	\$0.00
			87	3024 W. KNOLLS LANE	Completed	HOME	\$17,500.00	\$17,500.00	\$0.00
			88	3009 MINOT AVENUE	Completed	HOME	\$24,486.00	\$24,486.00	\$0.00
			89	4109 SIMPSON AVENUE	Completed	HOME	\$3,921.00	\$3,921.00	\$0.00
			90	6015 YOSEMITE DRIVE	Completed	HOME	\$26,700.00	\$26,700.00	\$0.00
			91	31011-3111 COLERAIN AVENUE	Completed	HOME	\$238,000.00	\$238,000.00	\$0.00
			92	501, 503, & 505 E THIRTEENTH STREET	Completed	HOME	\$486,558.00	\$486,558.00	\$0.00
			93	784 GREENWOOD,3700 READING, 330 REDD	Completed	HOME	\$249,253.00	\$249,253.00	\$0.00
			94	1910 COLERAIN AVENUE	Completed	HOME	\$17,000.00	\$17,000.00	\$0.00
			95	1135 HOMESIDE AVENUE	Completed	HOME	\$9,600.00	\$9,600.00	\$0.00
			96	3837 HERRON AVENUE	Completed	HOME	\$33,500.00	\$33,500.00	\$0.00
			99	2014 COLERAIN AVENUE	Completed	HOME	\$17,000.00	\$17,000.00	\$0.00
			100	5475-5501 GLENGATE LANE	Completed	HOME	\$548,000.00	\$548,000.00	\$0.00
			101	1905 ELMORE STREET	Completed	HOME	\$513,219.00	\$513,219.00	\$0.00
			102	3501 STACEY AVENUE	Completed	HOME	\$7,287.00	\$7,287.00	\$0.00
			103	474 PURCELL AVENUE	Completed	HOME	\$24,000.00	\$24,000.00	\$0.00
			104	1810 QUEEN CITY AVENUE	Completed	HOME	\$30,000.00	\$30,000.00	\$0.00
			105	1703 STONYBROOK	Completed	HOME	\$21,361.00	\$21,361.00	\$0.00
			106	1757 LAWN AVENUE	Completed	HOME	\$10,000.00	\$10,000.00	\$0.00
			107	2736 RIVER ROAD	Completed	HOME	\$23,588.00	\$23,588.00	\$0.00

U.S. Department of Housing and Urban Development
Office of Community Planning and Development
Integrated Disbursement and Information System
List of Activities By Program Year And Project
CINCINNATI,OH

DATE: 03-29-22
TIME: 15:15
PAGE: 4

Plan Year	IDIS Project	Project	IDIS Activity ID	Activity Name	Activity Status	Program	Funded Amount	Draw Amount	Balance
1994	1	CONVERTED HOME ACTIVITIES	108	905 FAIRBANKS	Completed	HOME	\$13,820.00	\$13,820.00	\$0.00
			109	4106 HOMER	Completed	HOME	\$24,165.00	\$24,165.00	\$0.00
			110	1315 LINCOLN	Completed	HOME	\$45,569.00	\$45,569.00	\$0.00
			111	123 MALVERN PLACE	Completed	HOME	\$40,748.00	\$40,748.00	\$0.00
			112	2228 BOONE	Completed	HOME	\$6,919.00	\$6,919.00	\$0.00
			113	6123 HEMPWOOD	Completed	HOME	\$5,126.00	\$5,126.00	\$0.00
			114	3838 IONA	Completed	HOME	\$39,303.00	\$39,303.00	\$0.00
			115	2497 SUNNYHILL	Completed	HOME	\$8,765.00	\$8,765.00	\$0.00
			116	3031 COHOON	Completed	HOME	\$24,203.00	\$24,203.00	\$0.00
			117	1853 LAWN AVENUE	Completed	HOME	\$15,967.00	\$15,967.00	\$0.00
			118	819 WINDHAM	Completed	HOME	\$37,353.00	\$37,353.00	\$0.00
			119	118 JUSTICE	Completed	HOME	\$36,236.00	\$36,236.00	\$0.00
			120	3232 GILBERT AVENUE	Completed	HOME	\$6,059.00	\$6,059.00	\$0.00
			121	3727 LLEWELLYN	Completed	HOME	\$35,069.00	\$35,069.00	\$0.00
			122	1204 CHAPEL STREET	Completed	HOME	\$85,000.00	\$85,000.00	\$0.00
			123	2550-2552 HARRISON AVENUE	Completed	HOME	\$190,000.00	\$190,000.00	\$0.00
			124	4219 EILEEN DRIVE	Completed	HOME	\$4,900.00	\$4,900.00	\$0.00
			125	2560 INGLESIDE AVENUE	Completed	HOME	\$21,000.00	\$21,000.00	\$0.00
			126	1745 HOLLOWAY	Completed	HOME	\$38,186.00	\$38,186.00	\$0.00
			127	1029 REGINA	Completed	HOME	\$3,810.00	\$3,810.00	\$0.00
			128	3838 TAPPAN	Completed	HOME	\$13,616.00	\$13,616.00	\$0.00
			129	918 MORRIS AVENUE	Completed	HOME	\$100,000.00	\$100,000.00	\$0.00
			130	3337 GLENWAY AVENUE	Completed	HOME	\$12,600.00	\$12,600.00	\$0.00
			131	415 ELBERON AVENUE	Completed	HOME	\$9,651.00	\$9,651.00	\$0.00
			132	5111 KENWOOD ROAD	Completed	HOME	\$30,000.00	\$30,000.00	\$0.00
			133	5333 WARD STREET	Completed	HOME	\$18,439.00	\$18,439.00	\$0.00
			134	2550 & 2552 HARRISON AVENUE	Completed	HOME	\$46,704.00	\$46,704.00	\$0.00
			135	852 BEECH AVENUE	Completed	HOME	\$16,988.00	\$16,988.00	\$0.00
			136	2204 MAY STREET	Completed	HOME	\$24,993.00	\$24,993.00	\$0.00
			137	4009 WATTERSON AVENUE	Completed	HOME	\$13,267.00	\$13,267.00	\$0.00
			138	4704 ARMADA	Completed	HOME	\$32,130.00	\$32,130.00	\$0.00
			139	CANCEL	Canceled	HOME	\$0.00	\$0.00	\$0.00
			140	541-543 E THIRTEENTH STREET	Completed	HOME	\$200,000.00	\$200,000.00	\$0.00
			141	1929 VINE STREET	Completed	HOME	\$100,000.00	\$100,000.00	\$0.00
			142	2715 MAY STREET	Completed	HOME	\$30,000.00	\$30,000.00	\$0.00
			143	3032 COLERAIN AVENUE	Completed	HOME	\$52,000.00	\$52,000.00	\$0.00
			144	6749 BRAMBLE AVENUE	Completed	HOME	\$15,000.00	\$15,000.00	\$0.00
			145	3642 ALASKA AVENUE	Completed	HOME	\$47,300.00	\$47,300.00	\$0.00
			146	3565 BOGART AVENUE	Completed	HOME	\$25,000.00	\$25,000.00	\$0.00

U.S. Department of Housing and Urban Development
Office of Community Planning and Development
Integrated Disbursement and Information System
List of Activities By Program Year And Project
CINCINNATI,OH

DATE: 03-29-22
TIME: 15:15
PAGE: 5

Plan Year	IDIS Project	Project	IDIS Activity ID	Activity Name	Activity Status	Program	Funded Amount	Draw Amount	Balance
1994	1	CONVERTED HOME ACTIVITIES	147	1942 NORTHCUTT AVENUE	Completed	HOME	\$16,000.00	\$16,000.00	\$0.00
			148	1319 FRANKLIN AVENUE	Completed	HOME	\$11,948.00	\$11,948.00	\$0.00
			149	5701-5703 LANTANA AVENUE	Completed	HOME	\$17,500.00	\$17,500.00	\$0.00
			150	2000 HEWITT AVENUE	Completed	HOME	\$24,200.00	\$24,200.00	\$0.00
			151	581 GRAND AVENUE	Completed	HOME	\$13,000.00	\$13,000.00	\$0.00
			152	3532 HUDSON AVENUE	Completed	HOME	\$29,000.00	\$29,000.00	\$0.00
			153	3446 FERNSIDE PLACE	Completed	HOME	\$18,093.00	\$18,093.00	\$0.00
			154	1919 ELM STREET	Completed	HOME	\$44,000.00	\$44,000.00	\$0.00
			155	3629 NEWTON AVENUE	Completed	HOME	\$27,497.00	\$27,497.00	\$0.00
			156	5015 GRAFTON AVENUE	Completed	HOME	\$21,951.00	\$21,951.00	\$0.00
			157	5556 DUNNING PLACE	Completed	HOME	\$23,117.00	\$23,117.00	\$0.00
			158	1838 GARDEN LANE	Completed	HOME	\$13,157.00	\$13,157.00	\$0.00
			159	3314 BONAPARTE AVENUE	Completed	HOME	\$32,050.00	\$32,050.00	\$0.00
			160	289 MCCORMICK PLACE	Completed	HOME	\$13,000.00	\$13,000.00	\$0.00
			161	2227 READING ROAD	Completed	HOME	\$21,000.00	\$21,000.00	\$0.00
			162	7225 BROOKCREST	Completed	HOME	\$8,762.00	\$8,762.00	\$0.00
			163	2531 STANTON AVENUE	Completed	HOME	\$16,000.00	\$16,000.00	\$0.00
			164	2340 OHIO AVE	Completed	HOME	\$32,900.00	\$32,900.00	\$0.00
			165	426 CLINTON SPRINGS AVENUE	Completed	HOME	\$42,000.00	\$42,000.00	\$0.00
			166	2318 HIGHLAND AVENUE	Completed	HOME	\$21,000.00	\$21,000.00	\$0.00
			167	3493-95 BURNET AVENUE	Completed	HOME	\$226,800.00	\$226,800.00	\$0.00
			168	2527 GILBERT AVENUE	Canceled	HOME	\$0.00	\$0.00	\$0.00
			169	4330 BEECH HILL AVENUE	Completed	HOME	\$13,000.00	\$13,000.00	\$0.00
			170	1225-31 VINE STREET	Completed	HOME	\$594,371.00	\$594,371.00	\$0.00
			171	733-37 E. MCMILLAN STREET	Completed	HOME	\$90,000.00	\$90,000.00	\$0.00
			172	140 KINSEY AVENUE	Completed	HOME	\$33,485.00	\$33,485.00	\$0.00
			173	3338 FAIRFIELD AVENUE	Completed	HOME	\$34,000.00	\$34,000.00	\$0.00
			174	5410 NEWFIELD AVENUE	Completed	HOME	\$17,048.00	\$17,048.00	\$0.00
			175	1867 DALEWOOD PLACE	Completed	HOME	\$26,124.00	\$26,124.00	\$0.00
			176	3501 WABASH AVENUE	Completed	HOME	\$11,815.00	\$11,815.00	\$0.00
			177	1988 FAIRFAX AVENUE	Completed	HOME	\$17,982.00	\$17,982.00	\$0.00
			178	RHINE-LINK MAIN MCMICKEN	Completed	HOME	\$350,000.00	\$350,000.00	\$0.00
			179	918 MORRIS	Completed	HOME	\$20,000.00	\$20,000.00	\$0.00
			180	2536 GOBEL COURT	Completed	HOME	\$21,000.00	\$21,000.00	\$0.00
			181	3781 FERDINAND PLACE	Completed	HOME	\$12,890.00	\$12,890.00	\$0.00
			182	3544 BROTHERTON ROAD	Completed	HOME	\$16,262.00	\$16,262.00	\$0.00
			183	5431 OWASCO STREET	Completed	HOME	\$28,624.00	\$28,624.00	\$0.00
			184	620 GREENWOOD	Completed	HOME	\$33,445.00	\$33,445.00	\$0.00
			185	300 LYTTLE STREET	Completed	HOME	\$425,000.00	\$425,000.00	\$0.00

U.S. Department of Housing and Urban Development
Office of Community Planning and Development
Integrated Disbursement and Information System
List of Activities By Program Year And Project
CINCINNATI,OH

DATE: 03-29-22
TIME: 15:15
PAGE: 6

Plan Year	IDIS Project	Project	IDIS Activity ID	Activity Name	Activity Status	Program	Funded Amount	Draw Amount	Balance
1994	1	CONVERTED HOME ACTIVITIES	186	CANCEL	Canceled	HOME	\$0.00	\$0.00	\$0.00
			187	3329 WABASH	Completed	HOME	\$31,627.00	\$31,627.00	\$0.00
			188	3201 BEEKMAN STREET	Completed	HOME	\$27,200.00	\$27,200.00	\$0.00
			189	2958 WOODROW AVENUE	Completed	HOME	\$33,500.00	\$33,500.00	\$0.00
			190	2093 BALTIMORE AVENUE	Completed	HOME	\$28,879.00	\$28,879.00	\$0.00
			191	6450 PACE AVENUE	Completed	HOME	\$9,952.00	\$9,952.00	\$0.00
			192	1434 YARMOUTH AVENUE	Completed	HOME	\$29,425.00	\$29,425.00	\$0.00
			193	5202 LACONIA AVENUE	Completed	HOME	\$14,148.00	\$14,148.00	\$0.00
			194	1664 ROSE PLACE	Completed	HOME	\$16,150.00	\$16,150.00	\$0.00
			195	3715 ODIN AVENUE	Completed	HOME	\$27,200.00	\$27,200.00	\$0.00
			196	6412 KENNEDY AVENUE	Completed	HOME	\$19,964.00	\$19,964.00	\$0.00
			197	6519 COLERIDGE AVENUE	Completed	HOME	\$33,500.00	\$33,500.00	\$0.00
			198	5161 PADDOCK ROAD	Completed	HOME	\$21,402.00	\$21,402.00	\$0.00
			199	1607 ROBINSON CIRCLE	Completed	HOME	\$2,606.00	\$2,606.00	\$0.00
			200	1104 KOTTMAN STREET	Completed	HOME	\$21,000.00	\$21,000.00	\$0.00
			201	1361 BURDETT AVENUE	Completed	HOME	\$7,788.00	\$7,788.00	\$0.00
			202	745 WHITTIER STREET	Completed	HOME	\$33,446.00	\$33,446.00	\$0.00
			203	2915 EDEN AVENUE	Completed	HOME	\$13,800.00	\$13,800.00	\$0.00
			204	1443 ELKTON PLACE	Completed	HOME	\$15,600.00	\$15,600.00	\$0.00
			205	1063 ELDA LANE	Completed	HOME	\$33,500.00	\$33,500.00	\$0.00
			206	2534 HALSTEAD	Completed	HOME	\$32,498.00	\$32,498.00	\$0.00
			207	3002-04 PRICE AVENUE	Completed	HOME	\$26,000.00	\$26,000.00	\$0.00
			208	CANCELLED	Canceled	HOME	\$0.00	\$0.00	\$0.00
			209	CANCELLED	Canceled	HOME	\$0.00	\$0.00	\$0.00
			210	3807 LLEWELLYN	Completed	HOME	\$24,400.00	\$24,400.00	\$0.00
			211	8353 WISHWELL AVENUE	Completed	HOME	\$33,303.00	\$33,303.00	\$0.00
			212	4237 TURRILL STREET	Completed	HOME	\$33,350.00	\$33,350.00	\$0.00
			213	4314 WHETSEL AVENUE	Completed	HOME	\$10,275.00	\$10,275.00	\$0.00
			214	1831 DALEWOOD PLACE	Completed	HOME	\$27,309.00	\$27,309.00	\$0.00
			215	4132 WITLER STREET	Completed	HOME	\$8,915.00	\$8,915.00	\$0.00
			216	354-356 ROCKDALE	Completed	HOME	\$16,625.00	\$16,625.00	\$0.00
			217	2346-50 BOONE STREET	Completed	HOME	\$70,989.00	\$70,989.00	\$0.00
			218	1801 LAWN AVENUE	Completed	HOME	\$10,250.00	\$10,250.00	\$0.00
			219	1822 AVONLEA AVENUE	Completed	HOME	\$29,554.00	\$29,554.00	\$0.00
			220	2264 LOTH STREET	Completed	HOME	\$6,956.00	\$6,956.00	\$0.00
			221	2266 LOTH STREET	Completed	HOME	\$5,847.00	\$5,847.00	\$0.00
			222	2949 AQUADALE LANE	Completed	HOME	\$17,000.00	\$17,000.00	\$0.00
			223	2565 RIDGELAND	Completed	HOME	\$18,699.00	\$18,699.00	\$0.00
			224	1981 FAIRFAX AVENUE	Completed	HOME	\$25,600.00	\$25,600.00	\$0.00

U.S. Department of Housing and Urban Development
Office of Community Planning and Development
Integrated Disbursement and Information System
List of Activities By Program Year And Project
CINCINNATI,OH

DATE: 03-29-22
TIME: 15:15
PAGE: 7

Plan Year	IDIS Project	Project	IDIS Activity ID	Activity Name	Activity Status	Program	Funded Amount	Draw Amount	Balance
1994	1	CONVERTED HOME ACTIVITIES	225	2268 LOTH STREET	Completed	HOME	\$5,433.00	\$5,433.00	\$0.00
			226	4242-4244 FERGUS AVENUE	Completed	HOME	\$24,000.00	\$24,000.00	\$0.00
			227	1564 SPRINGLAWN AVENUE	Completed	HOME	\$18,744.00	\$18,744.00	\$0.00
			228	1226 RUTLEDGE AVENUE	Completed	HOME	\$72,000.00	\$72,000.00	\$0.00
			229	576 CONSIDINE AVENUE	Completed	HOME	\$21,000.00	\$21,000.00	\$0.00
			230	1762 HANFIELD STREET	Completed	HOME	\$8,000.00	\$8,000.00	\$0.00
			231	1474 WEIGOLD AVENUE	Completed	HOME	\$15,004.00	\$15,004.00	\$0.00
			232	1855 ANDINA AVENUE	Completed	HOME	\$19,131.00	\$19,131.00	\$0.00
			233	1871 HURON AVENUE	Completed	HOME	\$43,850.00	\$43,850.00	\$0.00
			234	1622 ATSON LANE	Completed	HOME	\$16,902.00	\$16,902.00	\$0.00
			235	1963 DALEWOOD PLACE	Completed	HOME	\$23,091.00	\$23,091.00	\$0.00
			236	1025 CONSIDINE AVENUE	Completed	HOME	\$13,000.00	\$13,000.00	\$0.00
			237	CANCELLED	Canceled	HOME	\$0.00	\$0.00	\$0.00
			238	1622 & 1624 DESALES LANE	Completed	HOME	\$16,409.00	\$16,409.00	\$0.00
			239	3572 LILAC AVENUE	Completed	HOME	\$34,000.00	\$34,000.00	\$0.00
			240	822 ELBERON AVENUE	Completed	HOME	\$21,000.00	\$21,000.00	\$0.00
			241	3342 SPOKANE AVENUE	Completed	HOME	\$15,154.00	\$15,154.00	\$0.00
			242	1943 AVONLEA AVENUE	Completed	HOME	\$8,000.00	\$8,000.00	\$0.00
			243	1946 HEWITT AVENUE	Completed	HOME	\$33,175.00	\$33,175.00	\$0.00
			244	6307 SIERRA STREET	Completed	HOME	\$33,402.00	\$33,402.00	\$0.00
			245	3720 KANAUGA COURT	Completed	HOME	\$12,200.00	\$12,200.00	\$0.00
			246	724 WELLS STREET	Completed	HOME	\$1,997.00	\$1,997.00	\$0.00
			247	4004 SHERWOOD AVENUE	Completed	HOME	\$17,550.00	\$17,550.00	\$0.00
			248	3735 READING ROAD	Completed	HOME	\$33,200.00	\$33,200.00	\$0.00
			249	1549 SUTTON AVENUE	Completed	HOME	\$16,792.00	\$16,792.00	\$0.00
			250	3217-19 GILBERT AVENUE	Completed	HOME	\$74,000.00	\$74,000.00	\$0.00
			251	6021 DESMOND STREET	Canceled	HOME	\$0.00	\$0.00	\$0.00
			252	5413 WHETSEL AVENUE	Completed	HOME	\$22,281.00	\$22,281.00	\$0.00
			253	3416 EVANSTON AVENUE	Completed	HOME	\$19,937.00	\$19,937.00	\$0.00
			254	3460 EVANSTON AVENUE	Canceled	HOME	\$0.00	\$0.00	\$0.00
			255	29-30 LONDON CT-RENTAL REHAB	Completed	HOME	\$26,000.00	\$26,000.00	\$0.00
			256	450-452 DAYTON STREET	Completed	HOME	\$17,000.00	\$17,000.00	\$0.00
			257	937 DAYTON STREET	Completed	HOME	\$30,000.00	\$30,000.00	\$0.00
			258	CINCINNATI	Canceled	HOME	\$0.00	\$0.00	\$0.00
			259	3476 BURNET AVENUE	Completed	HOME	\$9,226.00	\$9,226.00	\$0.00
			260	1857-1859 HEWITT	Completed	HOME	\$14,800.00	\$14,800.00	\$0.00
			261	CANCEL	Canceled	HOME	\$0.00	\$0.00	\$0.00
			262	CANCEL	Canceled	HOME	\$0.00	\$0.00	\$0.00
			263	2523 HALSTEAD/2520 ADDISON ST	Completed	HOME	\$82,000.00	\$82,000.00	\$0.00

U.S. Department of Housing and Urban Development
Office of Community Planning and Development
Integrated Disbursement and Information System
List of Activities By Program Year And Project
CINCINNATI,OH

DATE: 03-29-22
TIME: 15:15
PAGE: 8

Plan Year	IDIS Project	Project	IDIS Activity ID	Activity Name	Activity Status	Program	Funded Amount	Draw Amount	Balance
1994	1	CONVERTED HOME ACTIVITIES	264	4010 REX AVENUE	Completed	HOME	\$30,869.00	\$30,869.00	\$0.00
			265	3766 MT VERNON AVENUE	Completed	HOME	\$23,582.00	\$23,582.00	\$0.00
			266	2527 GILBERT AVENUE	Completed	HOME	\$72,000.00	\$72,000.00	\$0.00
			267	1356 & 1358 BARDETT AVENUE	Completed	HOME	\$29,000.00	\$29,000.00	\$0.00
			268	6764 PALMETTO STREET	Completed	HOME	\$33,350.00	\$33,350.00	\$0.00
			269	426-28 HAWTHORNE AVENUE	Completed	HOME	\$34,000.00	\$34,000.00	\$0.00
			270	5915 CLEPHANE AVENUE	Completed	HOME	\$9,504.00	\$9,504.00	\$0.00
			271	439-441 DAYTON STREET	Completed	HOME	\$58,000.00	\$58,000.00	\$0.00
			272	1818 GARDEN LANE	Completed	HOME	\$22,220.00	\$22,220.00	\$0.00
			273	719 NEAVE STREET	Completed	HOME	\$19,603.00	\$19,603.00	\$0.00
			274	2354 MAY STREET	Completed	HOME	\$39,505.00	\$39,505.00	\$0.00
			275	CANCEL	Canceled	HOME	\$0.00	\$0.00	\$0.00
			276	1967 DALEWOOD PLACE	Completed	HOME	\$14,075.00	\$14,075.00	\$0.00
			277	5901 KENNEDY AVENUE	Completed	HOME	\$29,000.00	\$29,000.00	\$0.00
			278	3329 BROWNING AVENUE	Completed	HOME	\$8,359.00	\$8,359.00	\$0.00
			279	33 GREEN STREET	Completed	HOME	\$143,279.00	\$143,279.00	\$0.00
			280	2531 BURNET AVENUE	Completed	HOME	\$127,956.00	\$127,956.00	\$0.00
			281	1734 FAIRFAX AVENUE	Completed	HOME	\$21,000.00	\$21,000.00	\$0.00
			282	3735 PAXTON AVENUE	Completed	HOME	\$3,519.00	\$3,519.00	\$0.00
			283	6220 CHANDLER STREET	Completed	HOME	\$17,314.00	\$17,314.00	\$0.00
			284	3546-3556 VAN ANTWERP	Completed	HOME	\$104,000.00	\$104,000.00	\$0.00
			285	6624 FAIR PARK AVENUE	Completed	HOME	\$28,809.00	\$28,809.00	\$0.00
			286	1966 ANDINA AVENUE	Completed	HOME	\$11,887.00	\$11,887.00	\$0.00
			287	1817 RUTLAND AVENUE	Completed	HOME	\$32,917.00	\$32,917.00	\$0.00
			288	4136 KIRBY ROAD	Completed	HOME	\$11,819.00	\$11,819.00	\$0.00
			289	1235 ROSSMORE AVENUE	Completed	HOME	\$27,309.00	\$27,309.00	\$0.00
			290	6017 CLEPHANE	Completed	HOME	\$26,000.00	\$26,000.00	\$0.00
			291	5119 LACONIA AVENUE	Completed	HOME	\$14,805.00	\$14,805.00	\$0.00
			292	4434 WHETSEL AVENUE	Completed	HOME	\$33,350.00	\$33,350.00	\$0.00
			293	1540 SAINT LEGER PLACE	Completed	HOME	\$33,359.00	\$33,359.00	\$0.00
			294	4231 DANE AVE	Completed	HOME	\$18,696.00	\$18,696.00	\$0.00
			295	971 OAKLAND AVENUE	Completed	HOME	\$7,400.00	\$7,400.00	\$0.00
			296	1811 GARDEN LANE	Completed	HOME	\$24,272.00	\$24,272.00	\$0.00
			297	207 HEARNE AVENUE	Completed	HOME	\$17,000.00	\$17,000.00	\$0.00
			298	3445 HARVEY AVENUE	Completed	HOME	\$18,233.00	\$18,233.00	\$0.00
			299	CANCELLED	Canceled	HOME	\$0.00	\$0.00	\$0.00
			300	CANCELLED	Canceled	HOME	\$0.00	\$0.00	\$0.00
			301	CANCELLED	Canceled	HOME	\$0.00	\$0.00	\$0.00
			302	1202 RYLAND AVENUE	Completed	HOME	\$174,414.00	\$174,414.00	\$0.00

U.S. Department of Housing and Urban Development
Office of Community Planning and Development
Integrated Disbursement and Information System
List of Activities By Program Year And Project
CINCINNATI,OH

DATE: 03-29-22
TIME: 15:15
PAGE: 9

Plan Year	IDIS Project	Project	IDIS Activity ID	Activity Name	Activity Status	Program	Funded Amount	Draw Amount	Balance
1994	1	CONVERTED HOME ACTIVITIES	303	4000/02 EASTERN AVE	Completed	HOME	\$65,000.00	\$65,000.00	\$0.00
			304	1101-1103 DAYTON STREET	Completed	HOME	\$76,000.00	\$76,000.00	\$0.00
			305	3644 LACLEDE	Completed	HOME	\$15,908.00	\$15,908.00	\$0.00
			306	1817 QUEEN CITY AVENUE	Completed	HOME	\$17,000.00	\$17,000.00	\$0.00
			307	CANCELLED	Canceled	HOME	\$0.00	\$0.00	\$0.00
			308	5248 LILLIAN DRIVE	Completed	HOME	\$28,588.00	\$28,588.00	\$0.00
			309	4502 HECTOR STREET	Completed	HOME	\$7,863.00	\$7,863.00	\$0.00
			310	6127 KINGSFORD	Completed	HOME	\$2,000.00	\$2,000.00	\$0.00
			311	4407 WHETSEL	Completed	HOME	\$13,000.00	\$13,000.00	\$0.00
			312	5831 ELSIE	Completed	HOME	\$3,920.00	\$3,920.00	\$0.00
			313	1773 LAWN AVENUE	Completed	HOME	\$21,475.00	\$21,475.00	\$0.00
			314	1884 HURON AVENUE	Completed	HOME	\$13,000.00	\$13,000.00	\$0.00
			315	922 ROGERS PLACE	Completed	HOME	\$63,357.00	\$63,357.00	\$0.00
			316	2807 WARSAW AVENUE	Completed	HOME	\$21,000.00	\$21,000.00	\$0.00
			317	5421 WHETSEL AVENUE	Completed	HOME	\$1,037.00	\$1,037.00	\$0.00
			318	4234 LEEPER STREET	Completed	HOME	\$23,271.00	\$23,271.00	\$0.00
			319	1147 RYLAND AVENUE	Completed	HOME	\$32,421.00	\$32,421.00	\$0.00
			320	CANCELLED	Canceled	HOME	\$0.00	\$0.00	\$0.00
			321	2565 WESTWOOD NORTHERN BOULEVARD	Completed	HOME	\$52,417.00	\$52,417.00	\$0.00
			322	1227 LAIDLAW	Completed	HOME	\$25,598.00	\$25,598.00	\$0.00
			323	2710 ROBERT AVENUE	Completed	HOME	\$13,000.00	\$13,000.00	\$0.00
			324	2625 FENTON AVENUE	Completed	HOME	\$13,000.00	\$13,000.00	\$0.00
			325	1545 SUTTON-RRP-HOME	Completed	HOME	\$14,885.00	\$14,885.00	\$0.00
			326	923 VENETIAN TERRACE	Completed	HOME	\$3,200.00	\$3,200.00	\$0.00
			327	3110 COSTELLO AVENUE	Completed	HOME	\$5,000.00	\$5,000.00	\$0.00
			328	4326 WHETSEL AVENUE	Completed	HOME	\$13,000.00	\$13,000.00	\$0.00
			329	2611 VINE STREET	Completed	HOME	\$24,000.00	\$24,000.00	\$0.00
			330	1508 DIXMONT AVENUE	Completed	HOME	\$21,000.00	\$21,000.00	\$0.00
			331	965 E MCMILLAN STREET	Completed	HOME	\$26,000.00	\$26,000.00	\$0.00
			332	3141 GAFF AVE -RRP	Completed	HOME	\$13,000.00	\$13,000.00	\$0.00
			333	2820 ORLAND AVENUE	Completed	HOME	\$28,729.00	\$28,729.00	\$0.00
			334	1653 ROSE PLACE	Completed	HOME	\$14,612.00	\$14,612.00	\$0.00
			335	1731 WEST FORK ROAD	Completed	HOME	\$11,052.00	\$11,052.00	\$0.00
			336	5642 RIDGE AVENUE	Completed	HOME	\$30,797.00	\$30,797.00	\$0.00
			337	2236 BURNET AVE	Completed	HOME	\$6,532.00	\$6,532.00	\$0.00
			338	1422 LAKELAND AVENUE	Completed	HOME	\$24,829.00	\$24,829.00	\$0.00
			339	3843 ISABELLA AVENUE	Completed	HOME	\$23,738.00	\$23,738.00	\$0.00
			340	1309 W NORTHBEND	Completed	HOME	\$3,500.00	\$3,500.00	\$0.00
			341	6325 ASPEN WAY	Completed	HOME	\$3,200.00	\$3,200.00	\$0.00

U.S. Department of Housing and Urban Development
Office of Community Planning and Development
Integrated Disbursement and Information System
List of Activities By Program Year And Project
CINCINNATI,OH

DATE: 03-29-22
TIME: 15:15
PAGE: 10

Plan Year	IDIS Project	Project	IDIS Activity ID	Activity Name	Activity Status	Program	Funded Amount	Draw Amount	Balance
1994	1	CONVERTED HOME ACTIVITIES	342	3570 WASHINGTON AVE	Completed	HOME	\$26,400.00	\$26,400.00	\$0.00
			343	2459 GILBERT/799 E MCMILLAN ST	Completed	HOME	\$39,000.00	\$39,000.00	\$0.00
			344	445 W MCMICKEN	Completed	HOME	\$73,000.00	\$73,000.00	\$0.00
			345	5706 PEABODY	Completed	HOME	\$13,000.00	\$13,000.00	\$0.00
			346	3610-12 WARSAW AVE	Canceled	HOME	\$0.00	\$0.00	\$0.00
			347	1115 CARSON AVENUE	Completed	HOME	\$21,000.00	\$21,000.00	\$0.00
			348	1009 SPRINGBROOK DR	Completed	HOME	\$3,500.00	\$3,500.00	\$0.00
			349	319 DONAHUE STREET	Completed	HOME	\$41,601.00	\$41,601.00	\$0.00
			350	3216,3224,3246,GOBEL & 3127 WORTH	Completed	HOME	\$160,000.00	\$160,000.00	\$0.00
			351	429 MCGREGOR	Completed	HOME	\$21,000.00	\$21,000.00	\$0.00
			352	6321 CHANDLER	Completed	HOME	\$13,000.00	\$13,000.00	\$0.00
			353	1060 & 1062 TOWNSHIP STREET	Canceled	HOME	\$0.00	\$0.00	\$0.00
			354	1931 LANGDON FARM ROAD	Canceled	HOME	\$0.00	\$0.00	\$0.00
			355	1429 CEDAR AV	Completed	HOME	\$4,000.00	\$4,000.00	\$0.00
			356	8144 BOBOLINK	Completed	HOME	\$4,000.00	\$4,000.00	\$0.00
			357	24 GLEN ESTE PLACE	Completed	HOME	\$13,000.00	\$13,000.00	\$0.00
			358	CANCELLED	Canceled	HOME	\$0.00	\$0.00	\$0.00
			359	1220 GROESBECK AVENUE	Completed	HOME	\$3,500.00	\$3,500.00	\$0.00
			360	1926 LAWN AVENUE	Completed	HOME	\$8,000.00	\$8,000.00	\$0.00
			361	5906 SALVIA AV	Completed	HOME	\$4,000.00	\$4,000.00	\$0.00
			362	6012 AND 6014 PRENTICE STREET	Completed	HOME	\$29,000.00	\$29,000.00	\$0.00
			363	1740 BREWSTER	Completed	HOME	\$35,034.00	\$35,034.00	\$0.00
			364	5430-38 MADISON ROAD	Completed	HOME	\$184,000.00	\$184,000.00	\$0.00
			365	4249 FERGUS	Completed	HOME	\$63,979.00	\$63,979.00	\$0.00
			366	4231-4269 FERGUS,4240 WILL,4114 KIR	Completed	HOME	\$107,042.00	\$107,042.00	\$0.00
			367	1241 GROESBECK ROAD	Completed	HOME	\$189,654.00	\$189,654.00	\$0.00
			368	1-50 LINCOLN TERRACE 3250	Completed	HOME	\$1,345,000.00	\$1,345,000.00	\$0.00
			369	7027 VINE STREET	Completed	HOME	\$365,600.00	\$365,600.00	\$0.00
			370	3028 AHRENS AVENUE	Completed	HOME	\$13,000.00	\$13,000.00	\$0.00
			371	YEARLING COURT	Completed	HOME	\$425,000.00	\$425,000.00	\$0.00
			372	2467 EASTERN AVENUE	Completed	HOME	\$297,000.00	\$297,000.00	\$0.00
			373	422 E 12TH/555 E 13TH/1338-40 MAIN ST	Completed	HOME	\$850,000.00	\$850,000.00	\$0.00
			374	113,134-38 E CLIFTON/119-129 PEETE	Completed	HOME	\$162,222.00	\$162,222.00	\$0.00
			375	118,120,126,130,132-138 E. CLIFTON	Completed	HOME	\$202,778.00	\$202,778.00	\$0.00
			376	1881-1937 FAIRMOUNT	Completed	HOME	\$96,383.00	\$96,383.00	\$0.00
			377	CHP-3144 GOBEL & 3034 PERCY	Completed	HOME	\$57,144.00	\$57,144.00	\$0.00
			378	2931 MASS, 2955 SIDNEY, 2921 HENSHAW	Completed	HOME	\$92,950.00	\$92,950.00	\$0.00
			379	1060 & 1062 TOWNSHIP/CAMP WASHINGTON	Completed	HOME	\$47,300.00	\$47,300.00	\$0.00
			380	215 PEETE ST.	Completed	HOME	\$30,376.00	\$30,376.00	\$0.00

U.S. Department of Housing and Urban Development
Office of Community Planning and Development
Integrated Disbursement and Information System
List of Activities By Program Year And Project
CINCINNATI,OH

DATE: 03-29-22
TIME: 15:15
PAGE: 11

Plan Year	IDIS Project	Project	IDIS Activity ID	Activity Name	Activity Status	Program	Funded Amount	Draw Amount	Balance
1994	1	CONVERTED HOME ACTIVITIES	1589	UN-CONVERTED CANCELED HOME PROJECT	Canceled	HOME	\$15,409.00	\$15,409.00	\$0.00
		Project Total					\$19,303,672.95	\$19,303,672.95	\$0.00
	2	CONVERTED CDBG ACTIVITIES	2	CDBG COMMITTED FUNDS ADJUSTMENT	Open	CDBG	\$120,718,179.76	\$120,840,997.76	(\$122,818.00)
						CDBG-R	\$0.00	\$0.00	\$0.00
			381	GENERAL MGMT, OVERSIGHT & COORDINATION	Canceled	CDBG	\$0.00	\$0.00	\$0.00
			382	Unknown	Canceled	CDBG	\$0.00	\$0.00	\$0.00
			383	NEW HOMEOWNER PROGRAM	Completed	CDBG	\$0.00	\$0.00	\$0.00
			384	OTR LOW INCOME HOUSING 108 LOAN	Completed	CDBG	\$0.00	\$0.00	\$0.00
			385	Unknown	Completed	CDBG	\$0.00	\$0.00	\$0.00
			386	Unknown	Completed	CDBG	\$0.00	\$0.00	\$0.00
			387	CBD MINORITY BUSINESS DEVELOPMENT	Completed	CDBG	\$4,329.75	\$4,329.75	\$0.00
			388	READING GREEN PHASE 2	Canceled	CDBG	\$0.00	\$0.00	\$0.00
			389	SECTION 108 LOAN GUARANTEE RESERVE	Canceled	CDBG	\$0.00	\$0.00	\$0.00
			390	7030 READING ROAD (TECHNICAL ASSISTANCE)	Completed	CDBG	\$0.00	\$0.00	\$0.00
			391	CODE RELATED RELOCATION	Completed	CDBG	\$276.00	\$276.00	\$0.00
			392	HOUSING IMPLEMENTATION PROGRAM	Completed	CDBG	\$12,683.79	\$12,683.79	\$0.00
			393	WALNUT WOODS PHASE I	Completed	CDBG	\$0.00	\$0.00	\$0.00
			394	SPECIAL PROJETS (DNS) CT43	Completed	CDBG	\$0.00	\$0.00	\$0.00
			395	GLENWOOD HARVEY	Completed	CDBG	\$0.00	\$0.00	\$0.00
			396	HUGHES STREET REDEVELOPMENT	Completed	CDBG	\$0.00	\$0.00	\$0.00
			397	MT. AUBURN PROJECT DELIVERY	Completed	CDBG	\$14,495.25	\$14,495.25	\$0.00
			398	1639 SYCAMORE ST	Completed	CDBG	\$0.00	\$0.00	\$0.00
			399	1614 SYCAMORE ST	Completed	CDBG	\$0.00	\$0.00	\$0.00
			400	1777 SYCAMORE ST	Completed	CDBG	\$0.00	\$0.00	\$0.00
			401	GARFIELD PLACE HOUSING PHASE II	Completed	CDBG	\$0.00	\$0.00	\$0.00
			402	ARTS CONSORTIUM ENERGY/ELECTRICAL	Completed	CDBG	\$0.00	\$0.00	\$0.00
			403	HARRIET BEECHER STOWE HOUSE REHAB	Canceled	CDBG	\$0.00	\$0.00	\$0.00
			404	TENDER MERCIES ROOF & WINDOW REPLACEMENT	Completed	CDBG	\$0.00	\$0.00	\$0.00
			405	PHYSICAL CONDITION ASSESSMENT	Completed	CDBG	\$0.00	\$0.00	\$0.00
			406	1105 ELM ST	Completed	CDBG	\$0.00	\$0.00	\$0.00
			407	CARACOLE EMERGENCY REPAIRS	Completed	CDBG	\$0.00	\$0.00	\$0.00
			408	URBAN APPALACHIAN COUNCIL PHASE 3	Completed	CDBG	\$0.00	\$0.00	\$0.00
			409	EAST END INFRASTRUCTURE STUDY	Completed	CDBG	\$985.73	\$985.73	\$0.00
			410	PWC - HOUSING MAINTENANCE SERVICES	Completed	CDBG	\$0.00	\$0.00	\$0.00
			411	HOUSING REHABILITATION LOAN PROGRAM	Canceled	CDBG	\$0.00	\$0.00	\$0.00
			412	NEW HOMEOWNR PILOT PROG/EXERIOR REHAB	Completed	CDBG	\$449,662.64	\$449,662.64	\$0.00
			413	HAZARD ABATEMENT/DEMOLITION	Completed	CDBG	\$0.00	\$0.00	\$0.00
			414	CONCENTRATED CODE ENFORCEMENT	Completed	CDBG	\$0.00	\$0.00	\$0.00

U.S. Department of Housing and Urban Development
Office of Community Planning and Development
Integrated Disbursement and Information System
List of Activities By Program Year And Project
CINCINNATI,OH

DATE: 03-29-22
TIME: 15:15
PAGE: 12

Plan Year	IDIS Project	Project	IDIS Activity ID	Activity Name	Activity Status	Program	Funded Amount	Draw Amount	Balance
1994	2	CONVERTED CDBG ACTIVITIES	415	NDC SUPPORT	Completed	CDBG	\$0.00	\$0.00	\$0.00
			416	NEIGHBORHOOD HOUSING SERVICES	Completed	CDBG	\$0.00	\$0.00	\$0.00
			417	1568 ST. LEGER PL	Completed	CDBG	\$0.00	\$0.00	\$0.00
			418	2641 MELROSE AVENUE	Completed	CDBG	\$0.00	\$0.00	\$0.00
			419	NHS 2518 MAY ST	Completed	CDBG	\$0.00	\$0.00	\$0.00
			420	NHS 1504 RUTH AVENUE	Completed	CDBG	\$0.00	\$0.00	\$0.00
			421	NHS 3550 BEVIS AVENUE	Completed	CDBG	\$0.00	\$0.00	\$0.00
			422	HOUSING COUNSELING SERVICES	Completed	CDBG	\$0.00	\$0.00	\$0.00
			423	TENANT REPRESENTATION	Completed	CDBG	\$0.00	\$0.00	\$0.00
			424	FAIR HOUSING SERVICES (HOME FUNDS)	Completed	CDBG	\$0.00	\$0.00	\$0.00
			425	TENANT ASSISTANCE	Completed	CDBG	\$0.00	\$0.00	\$0.00
			426	CODE ENFORCEMENT RELOCATION	Completed	CDBG	\$0.00	\$0.00	\$0.00
			427	COMMUNITY DEVELOPMENT HOMESTEADING	Completed	CDBG	\$0.00	\$0.00	\$0.00
			428	HOUSING IMPLEMENTATION PROGRAM	Completed	CDBG	\$31,881.54	\$31,881.54	\$0.00
			429	WESTERN SOUTHERN LOAN PROJECT DELIVERY	Completed	CDBG	\$0.00	\$0.00	\$0.00
			430	1126 WALNUT STREET	Completed	CDBG	\$2,848.10	\$2,848.10	\$0.00
			431	26 ESAT 15TH ST	Completed	CDBG	\$0.00	\$0.00	\$0.00
			432	1414 WALNUT ST	Completed	CDBG	\$0.00	\$0.00	\$0.00
			433	24 E. 15TH ST	Completed	CDBG	\$0.00	\$0.00	\$0.00
			434	1336 VINE ST	Completed	CDBG	\$0.00	\$0.00	\$0.00
			435	120 E. 14TH ST	Completed	CDBG	\$0.00	\$0.00	\$0.00
			436	1233 CLAY ST	Completed	CDBG	\$0.00	\$0.00	\$0.00
			437	1227 JACKSON ST	Completed	CDBG	\$43,544.00	\$43,544.00	\$0.00
			438	1119 WALNUT ST	Completed	CDBG	\$0.00	\$0.00	\$0.00
			439	CAMP WASHINGTON MAIN STREET	Completed	CDBG	\$0.00	\$0.00	\$0.00
			440	4790 CALVERY ST-JUDSON MEADOWS	Completed	CDBG	\$0.00	\$0.00	\$0.00
			441	BETTS-LONGWORTH REVITALIZATION	Completed	CDBG	\$3,215.84	\$3,215.84	\$0.00
			442	BETTS-LONGWORTH INFRASTRUCTURE	Completed	CDBG	\$13,023.59	\$13,023.59	\$0.00
			443	VINE STREET ACQUISITION & DEVELOPMENT	Completed	CDBG	\$957.89	\$957.89	\$0.00
			444	MITCHELL INDUSTRIAL SUBDIV. PHASE III	Completed	CDBG	\$0.00	\$0.00	\$0.00
			445	INDUSTRIAL SITE ACQUISITION	Completed	CDBG	\$374.75	\$374.75	\$0.00
			446	DENNERT INDUSTRIAL SITE ACQUISITION	Completed	CDBG	\$20,703.23	\$20,703.23	\$0.00
			447	NORTH FAIRMOUNT COMMERCIAL PARKING	Completed	CDBG	\$0.00	\$0.00	\$0.00
			448	CINCINNATI BALLET PUBLIC IMPROVEMENT	Completed	CDBG	\$0.00	\$0.00	\$0.00
			449	NORTH FAIRMOUNT SITE REMEDIATION	Completed	CDBG	\$41,138.12	\$41,138.12	\$0.00
			450	FINDLAY MARKET HOUSE IMPROVEMENTS	Completed	CDBG	\$24,320.38	\$24,320.38	\$0.00
			451	MAIN STREET PUBLIC IMPROVEMENT	Completed	CDBG	\$146,091.48	\$146,091.48	\$0.00
			452	PREP	Completed	CDBG	\$0.00	\$0.00	\$0.00
			453	EMPLOYMENT INITIATIVE VANPOOLING	Completed	CDBG	\$0.00	\$0.00	\$0.00

U.S. Department of Housing and Urban Development
Office of Community Planning and Development
Integrated Disbursement and Information System
List of Activities By Program Year And Project
CINCINNATI,OH

DATE: 03-29-22
TIME: 15:15
PAGE: 13

Plan Year	IDIS Project	Project	IDIS Activity ID	Activity Name	Activity Status	Program	Funded Amount	Draw Amount	Balance
1994	2	CONVERTED CDBG ACTIVITIES	454	YOUTH EMPLOYMENT INITIATIVE PROGRAM	Completed	CDBG	\$0.00	\$0.00	\$0.00
			455	Unknown	Completed	CDBG	\$0.00	\$0.00	\$0.00
			456	OTR JOB DEVELOPMENT	Completed	CDBG	\$0.00	\$0.00	\$0.00
			457	URBAN LEAGUE PROJECT PHASE I	Completed	CDBG	\$45,239.90	\$45,239.90	\$0.00
			458	MINORITY & WOMEN'S BUSINESS INCUBATOR	Completed	CDBG	\$0.00	\$0.00	\$0.00
			459	JOBS FOR PEOPLE	Completed	CDBG	\$0.00	\$0.00	\$0.00
			460	JOBS FOR PEOPLE BUILDING REHAB	Completed	CDBG	\$20,000.00	\$20,000.00	\$0.00
			461	EQUAL BUSINESS TECHNICAL ASSISTANCE	Completed	CDBG	\$0.00	\$0.00	\$0.00
			462	EQUAL BUSINESS TECHNICAL ASSISTANCE	Completed	CDBG	\$0.00	\$0.00	\$0.00
			463	SMALL BUSINESS TECHNICAL ASSISTANCE	Completed	CDBG	\$7,823.95	\$7,823.95	\$0.00
			464	PROJECT IMPACT OVER-THE-RHINE	Completed	CDBG	\$0.00	\$0.00	\$0.00
			465	RIVERSIDE PLAYFIELD EXPANSION	Completed	CDBG	\$0.00	\$0.00	\$0.00
			466	HUMAN SERVICES PROJECT IMPLEMENTATION	Completed	CDBG	\$72,421.92	\$72,421.92	\$0.00
			467	WOMEN'S RESEARCH & DEVELOPMENT CENTER	Completed	CDBG	\$0.00	\$0.00	\$0.00
			468	DOMINICAN COMMUNITY SERVICES DOOR/WINDOW	Completed	CDBG	\$987.58	\$987.58	\$0.00
			469	CATHERINE BOOTH HOME IMPROVEMENTS	Completed	CDBG	\$1,663.00	\$1,663.00	\$0.00
			470	EAST END HEALTH CENTER	Completed	CDBG	\$9,824.87	\$9,824.87	\$0.00
			471	WALNUT HILLS EVANSTON MEDICAL CENTER	Completed	CDBG	\$0.00	\$0.00	\$0.00
			472	CENTRAL PARKWAY TOWERS SUBSIDY	Completed	CDBG	\$0.00	\$0.00	\$0.00
			473	RESHAPING YOUTH PRIORITIES	Completed	CDBG	\$0.00	\$0.00	\$0.00
			474	BACK ON THE BLOCK	Completed	CDBG	\$0.00	\$0.00	\$0.00
			475	RESHAPING YOUTH PRIORITIES	Completed	CDBG	\$0.00	\$0.00	\$0.00
			476	JUVENILE DELINQUENCY	Completed	CDBG	\$0.00	\$0.00	\$0.00
			477	1731 VINE STREET	Completed	CDBG	\$0.00	\$0.00	\$0.00
			478	YOUTH JOB TRAINING AND LITTER CONTROL	Canceled	CDBG	\$0.00	\$0.00	\$0.00
			479	TENDER MERCIES INTERIOR IMPROVEMENTS	Canceled	CDBG	\$0.00	\$0.00	\$0.00
			480	ADOLPH FRAZIER TREATMENT HOME	Completed	CDBG	\$0.00	\$0.00	\$0.00
			481	SHELTER HOUSE VOLUNTEER GROUP	Completed	CDBG	\$17,082.63	\$17,082.63	\$0.00
			482	HOUSE OF REFUGE RENOVATION	Completed	CDBG	\$44,294.55	\$44,294.55	\$0.00
			483	COALITION OF NEIGHBORHOOD PROJECTS	Completed	CDBG	\$22,939.28	\$22,939.28	\$0.00
			484	1995 NBD DEVELOPMENT PROGRAM	Completed	CDBG	\$0.00	\$0.00	\$0.00
			485	CAMP WASHINGTON MAIN STREET	Completed	CDBG	\$37,482.68	\$37,482.68	\$0.00
			486	HOFFNER/BLUE ROCK STREET IMPROVEMENT	Completed	CDBG	\$23,000.00	\$23,000.00	\$0.00
			487	DESALLE'S CORNER FACADE IMPROVEMENT	Completed	CDBG	\$1,441.00	\$1,441.00	\$0.00
			488	MADISONVILLE CIVIC CENTER	Completed	CDBG	\$0.00	\$0.00	\$0.00
			489	WALNUT HILLS FACADE RENOVATION	Completed	CDBG	\$69,894.99	\$69,894.99	\$0.00
			490	CANCELLED	Canceled	CDBG	\$0.00	\$0.00	\$0.00
			491	GENESIS MARKET ACQUISITION	Completed	CDBG	\$1,080.72	\$1,080.72	\$0.00

U.S. Department of Housing and Urban Development
Office of Community Planning and Development
Integrated Disbursement and Information System
List of Activities By Program Year And Project
CINCINNATI,OH

DATE: 03-29-22
TIME: 15:15
PAGE: 14

Plan Year	IDIS Project	Project	IDIS Activity ID	Activity Name	Activity Status	Program	Funded Amount	Draw Amount	Balance
1994	2	CONVERTED CDBG ACTIVITIES	492	1995 NBD PLANNING	Completed	CDBG	\$0.00	\$0.00	\$0.00
			493	NBD PROPERTY HOLDING ACCOUNT	Completed	CDBG	\$0.00	\$0.00	\$0.00
			494	HOUSING MAINTENANCE SERVICES	Canceled	CDBG	\$0.00	\$0.00	\$0.00
			495	HOUSING REHABILITATION LOAN PROGRAM	Completed	CDBG	\$96,526.79	\$96,526.79	\$0.00
			496	6218 KENNEDY AVENUE (HRLP)	Completed	CDBG	\$0.00	\$0.00	\$0.00
			497	432 DAYTON ST (HRLP)	Completed	CDBG	\$0.00	\$0.00	\$0.00
			498	9 GLEN ESTE HRLP	Completed	CDBG	\$0.00	\$0.00	\$0.00
			499	3130 DURRELL (HRLP)	Completed	CDBG	\$0.00	\$0.00	\$0.00
			500	2922 GRASSELLI (HRLP)	Completed	CDBG	\$0.00	\$0.00	\$0.00
			501	868 HUTCHINS (HRLP)	Completed	CDBG	\$0.00	\$0.00	\$0.00
			502	6410 KENNEDY AVENUE (HRLP)	Completed	CDBG	\$0.00	\$0.00	\$0.00
			503	2921 MASSACHUSETTS (HRLP)	Completed	CDBG	\$0.00	\$0.00	\$0.00
			504	HAZARD ABATEMENT BARRICADE PROGRAM	Completed	CDBG	\$0.00	\$0.00	\$0.00
			505	CONCENTRATED CODE ENFORCEMENT	Completed	CDBG	\$0.00	\$0.00	\$0.00
			506	NDC SUPPORT	Completed	CDBG	\$0.00	\$0.00	\$0.00
			507	TECHNICAL ASSIST TO NDC'S	Completed	CDBG	\$0.00	\$0.00	\$0.00
			508	GARFIELD PLACE HOUSING ACQUISITION	Completed	CDBG	\$0.00	\$0.00	\$0.00
			509	NEIGHBORHOOD HOUSING SERVICES	Completed	CDBG	\$912.00	\$912.00	\$0.00
			510	3621 MONTGOMERY ROAD	Completed	CDBG	\$0.00	\$0.00	\$0.00
			511	1708 HEWITT AVENUE (NHS)	Completed	CDBG	\$0.00	\$0.00	\$0.00
			512	2827 PARK AVENUE (NHS)	Completed	CDBG	\$0.00	\$0.00	\$0.00
			513	3132 HACKBERRY ST NHS	Completed	CDBG	\$0.00	\$0.00	\$0.00
			514	3018 GILBERT AVENUE (NHS)	Completed	CDBG	\$0.00	\$0.00	\$0.00
			515	1624 DAUNER AVENUE (NHS)	Completed	CDBG	\$0.00	\$0.00	\$0.00
			516	Unknown	Completed	CDBG	\$0.00	\$0.00	\$0.00
			517	3348 WOODBURN AVENUE (NHS)	Completed	CDBG	\$0.00	\$0.00	\$0.00
			518	HOUSING COUNSELING SERVICES	Completed	CDBG	\$0.00	\$0.00	\$0.00
			519	TENANT REPRESENTATION	Completed	CDBG	\$0.00	\$0.00	\$0.00
			520	FAIR HOUSING SERVICES (HOME)	Completed	CDBG	\$0.00	\$0.00	\$0.00
			521	TENANT ASSISTANCE	Completed	CDBG	\$0.00	\$0.00	\$0.00
			522	CODE ENFORCEMENT RELOCATION	Completed	CDBG	\$0.00	\$0.00	\$0.00
			523	CD HOMESTEAD	Completed	CDBG	\$201,416.53	\$201,416.53	\$0.00
			524	HOUSING IMPLEMENTATION PROGRAM	Completed	CDBG	\$158,680.99	\$158,680.99	\$0.00
			525	RACE STREET PROPERTIES PROJECT (*)	Completed	CDBG	\$2,548.01	\$2,548.01	\$0.00
			526	CANCEL	Completed	CDBG	\$0.00	\$0.00	\$0.00
			527	AUBURN APARTMENTS REHAB	Completed	CDBG	\$59,955.09	\$59,955.09	\$0.00
			528	VINE ST. ACQUISITION/DEVELOPMENT	Completed	CDBG	\$64,025.63	\$64,025.63	\$0.00
			529	IND. SITE ACQUISITION/DEVELOP	Completed	CDBG	\$50,949.04	\$50,949.04	\$0.00
			530	CARNEGIE LIBRARY PROJECT	Completed	CDBG	\$0.00	\$0.00	\$0.00

U.S. Department of Housing and Urban Development
Office of Community Planning and Development
Integrated Disbursement and Information System
List of Activities By Program Year And Project
CINCINNATI,OH

DATE: 03-29-22
TIME: 15:15
PAGE: 15

Plan Year	IDIS Project	Project	IDIS Activity ID	Activity Name	Activity Status	Program	Funded Amount	Draw Amount	Balance
1994	2	CONVERTED CDBG ACTIVITIES	531	QUEENSGATE SOUTH IMPROVEMENTS	Completed	CDBG	\$0.00	\$0.00	\$0.00
			532	LOWER PRICE HILL REMEDIATION	Completed	CDBG	\$131,490.54	\$131,490.54	\$0.00
			533	NEIGHBORHOOD DEVELOPMENT IMPROVEMENTS	Completed	CDBG	\$0.00	\$0.00	\$0.00
			534	WEST END INDUSTRIAL/COMMERCIAL	Completed	CDBG	\$85,208.38	\$85,208.38	\$0.00
			535	PREP INC.	Completed	CDBG	\$0.00	\$0.00	\$0.00
			536	EMPLOYMENT INITIATIVE-VAN POOL	Completed	CDBG	\$20,372.40	\$20,372.40	\$0.00
			537	YOUTH EMPLOYMENT INITIATIVE SERVICES	Completed	CDBG	\$0.00	\$0.00	\$0.00
			538	SMALL BUSINESS OPERATIONS	Completed	CDBG	\$0.00	\$0.00	\$0.00
			539	OTR JOB DEVELOPMENT	Completed	CDBG	\$0.00	\$0.00	\$0.00
			540	URBAN LEAGUE PROJECT	Completed	CDBG	\$27,394.00	\$27,394.00	\$0.00
			541	MINORITY & WOMEN'S BUSINESS INCUBATOR	Completed	CDBG	\$0.00	\$0.00	\$0.00
			542	JOBS FOR PEOPLE	Completed	CDBG	\$0.00	\$0.00	\$0.00
			543	EQUAL BUSINESS MARKETING & CERTIFICATION	Completed	CDBG	\$0.00	\$0.00	\$0.00
			544	EQUAL BUSINESS MARKETING & CERTIF.	Completed	CDBG	\$8,265.52	\$8,265.52	\$0.00
			545	ONE STOP CAREER DEVELOPMENT CENTER	Completed	CDBG	\$0.00	\$0.00	\$0.00
			546	FINDLAY MARKET PHASE 3	Completed	CDBG	\$0.00	\$0.00	\$0.00
			547	SMALL BUSINESS TECHNICAL ASSISTANCE	Completed	CDBG	\$9,980.00	\$9,980.00	\$0.00
			548	PROJECT IMPACT OVER-THE-RHINE	Completed	CDBG	\$0.00	\$0.00	\$0.00
			549	AVONDALE TOWN CENTER	Completed	CDBG	\$0.00	\$0.00	\$0.00
			550	COMMUNITY GARDENING	Completed	CDBG	\$0.00	\$0.00	\$0.00
			551	CANCELLED	Canceled	CDBG	\$0.00	\$0.00	\$0.00
			552	CENTRAL PARKWAY TOWERS SUBSIDY	Completed	CDBG	\$11,600.00	\$11,600.00	\$0.00
			553	RESHAPING YOUTH PRIORITIES	Completed	CDBG	\$0.00	\$0.00	\$0.00
			554	BACK ON THE BLOCK	Completed	CDBG	\$0.00	\$0.00	\$0.00
			555	JUVENILE DELINQUENCY PREVENTION(CCY)	Completed	CDBG	\$0.00	\$0.00	\$0.00
			556	CREDIT UNION SERV. & ECONOMIC DEV.	Completed	CDBG	\$0.00	\$0.00	\$0.00
			557	YOUTH JOB TRAINING & LITTER CONTROL	Completed	CDBG	\$0.00	\$0.00	\$0.00
			558	FRIARS CLUB WINDOW REPLACEMENT	Completed	CDBG	\$43,000.00	\$43,000.00	\$0.00
			559	FIRST STEP HOME IMPROVEMENTS	Completed	CDBG	\$339.00	\$339.00	\$0.00
			560	HUMAN INVOLVEMENT PROJECT RENOV.	Completed	CDBG	\$4,021.00	\$4,021.00	\$0.00
			561	FREE STORE/FOOD BANK ROOF REPAIR	Completed	CDBG	\$0.00	\$0.00	\$0.00
			562	MALLORY CENTER IMPROVEMENTS	Completed	CDBG	\$65,764.04	\$65,764.04	\$0.00
			563	ARTS CONSORTIUM	Completed	CDBG	\$0.00	\$0.00	\$0.00
			564	ALICE PAUL TRANSITIONAL LIVING	Completed	CDBG	\$35,864.00	\$35,864.00	\$0.00
			565	TENDER MERCIES IMPROVEMENT	Completed	CDBG	\$70,000.00	\$70,000.00	\$0.00
			566	PROSPECT HOUSE IMPROVEMENTS	Completed	CDBG	\$59,995.93	\$59,995.93	\$0.00
			567	CHABAD HOUSE IMPROVEMENTS	Completed	CDBG	\$30,900.00	\$30,900.00	\$0.00
			568	LIGHT HOUSE IMPROVEMENTS	Completed	CDBG	\$11,032.00	\$11,032.00	\$0.00
			569	CHARLIE'S 3/4 HOUSE IMPROVEMENTS	Canceled	CDBG	\$0.00	\$0.00	\$0.00

U.S. Department of Housing and Urban Development
Office of Community Planning and Development
Integrated Disbursement and Information System
List of Activities By Program Year And Project
CINCINNATI,OH

DATE: 03-29-22
TIME: 15:15
PAGE: 16

Plan Year	IDIS Project	Project	IDIS Activity ID	Activity Name	Activity Status	Program	Funded Amount	Draw Amount	Balance
1994	2	CONVERTED CDBG ACTIVITIES	570	ST. JOHN'S IMPROVEMENTS	Completed	CDBG	\$52,000.00	\$52,000.00	\$0.00
			571	DROP INN CENTER CHARLES ST. IMPROVMENTS	Completed	CDBG	\$54,000.00	\$54,000.00	\$0.00
			572	TOM GEIGER HOUSE HEATING IMP	Completed	CDBG	\$14,170.00	\$14,170.00	\$0.00
			573	CANCELLED	Canceled	CDBG	\$0.00	\$0.00	\$0.00
			574	NBD IMPROVEMENTS	Completed	CDBG	\$8,972.83	\$8,972.83	\$0.00
			575	NBD-HOFFNER TO BLUE ROCK IMPROVEMENT	Completed	CDBG	\$215,423.86	\$215,423.86	\$0.00
			576	NBD COLERAIN I-74 GATEWAY IMPROVEMENT	Completed	CDBG	\$17,428.70	\$17,428.70	\$0.00
			577	1996 NBD PLANNING	Completed	CDBG	\$8,098.74	\$8,098.74	\$0.00
			578	PROJECT COST OVERRUNS	Completed	CDBG	\$0.00	\$0.00	\$0.00
			579	GARFIELD PLACE HOUSING PROJECT	Completed	CDBG	\$0.00	\$0.00	\$0.00
			580	ELDER ST FACADE PROGRAM	Canceled	CDBG	\$0.00	\$0.00	\$0.00
			581	WALNUT HILLS INFILL HOUSING	Completed	CDBG	\$167,053.79	\$167,053.79	\$0.00
			582	CANCELED	Canceled	CDBG	\$0.00	\$0.00	\$0.00
			583	HOUSING IMPLEMENTATION PROGRAM	Completed	CDBG	\$0.00	\$0.00	\$0.00
			584	BETTS LONGWORTH NEW CONSTRUCTION	Completed	CDBG	\$0.00	\$0.00	\$0.00
			585	NHC PROPERTY MANAGEMENT	Completed	CDBG	\$31,412.55	\$31,412.55	\$0.00
			586	COLLEGE HILL COMMERCIAL DEVELOPMENT	Completed	CDBG	\$11,220.52	\$11,220.52	\$0.00
			587	CANCELLED	Completed	CDBG	\$0.00	\$0.00	\$0.00
			588	NBD ASSISTANCE	Completed	CDBG	\$0.00	\$0.00	\$0.00
			589	PENDLETON CLUB REHABILITATION	Completed	CDBG	\$125,000.00	\$125,000.00	\$0.00
			590	870 BLAIR AVE	Completed	CDBG	\$0.00	\$0.00	\$0.00
			591	ST. MARK'S OUTREACH CENTER	Completed	CDBG	\$0.00	\$0.00	\$0.00
			592	ADA IMPROVEMENTS	Canceled	CDBG	\$0.00	\$0.00	\$0.00
			593	RENTAL REHAB DELIVERY COSTS	Completed	CDBG	\$67,372.49	\$67,372.49	\$0.00
			594	2840 HIGHLAND AVENUE	Completed	CDBG	\$33,001.00	\$33,001.00	\$0.00
			595	2832 HIGHLAND AVENUE	Completed	CDBG	\$0.00	\$0.00	\$0.00
			596	DROP INN CENTER	Completed	CDBG	\$0.00	\$0.00	\$0.00
			597	2358 MCMICKEN AVENUE	Completed	CDBG	\$0.00	\$0.00	\$0.00
			598	HIP-417 HOPKINS STREET	Canceled	CDBG	\$0.00	\$0.00	\$0.00
			599	TURRET BUILDING	Completed	CDBG	\$0.00	\$0.00	\$0.00
			600	NEW HOMEOWNER PROGRAM	Completed	CDBG	\$0.00	\$0.00	\$0.00
			601	SPECIAL PROJECTS CT 43	Completed	CDBG	\$0.00	\$0.00	\$0.00
			602	CSBLF HOLDING ACCOUNT	Completed	CDBG	\$0.00	\$0.00	\$0.00
			603	SBLF CHARLIES CARPET	Completed	CDBG	\$0.00	\$0.00	\$0.00
			604	SBLF NICOLA PIETOSA	Completed	CDBG	\$0.00	\$0.00	\$0.00
			605	SBLF RENT A WRECK	Completed	CDBG	\$0.00	\$0.00	\$0.00
			606	SBLF SID BAKE MGMT CORP	Completed	CDBG	\$0.00	\$0.00	\$0.00
			607	SBLF BIO START	Canceled	CDBG	\$0.00	\$0.00	\$0.00
			608	SBLF SNACC NUT & CANDY	Completed	CDBG	\$0.00	\$0.00	\$0.00

U.S. Department of Housing and Urban Development
Office of Community Planning and Development
Integrated Disbursement and Information System
List of Activities By Program Year And Project
CINCINNATI,OH

DATE: 03-29-22
TIME: 15:15
PAGE: 17

Plan Year	IDIS Project	Project	IDIS Activity ID	Activity Name	Activity Status	Program	Funded Amount	Draw Amount	Balance
1994	2	CONVERTED CDBG ACTIVITIES	609	SBLF MECKLENBERG GARDENS	Completed	CDBG	\$0.00	\$0.00	\$0.00
			610	SBLF REVCO	Completed	CDBG	\$0.00	\$0.00	\$0.00
			611	SBLF IBSEN AVENUE	Canceled	CDBG	\$0.00	\$0.00	\$0.00
			612	SBLF ATHENS	Canceled	CDBG	\$0.00	\$0.00	\$0.00
			613	SBLF QUEEN CITY BREWING CO.	Completed	CDBG	\$0.00	\$0.00	\$0.00
			614	MITCHELL INDUSTRIAL	Completed	CDBG	\$14,589.85	\$14,589.85	\$0.00
			615	DISADVANTAGED BUS DEV PRO	Completed	CDBG	\$3,288.76	\$3,288.76	\$0.00
			616	HUMAN SVCS. PROJECT ADMINISTRATION	Completed	CDBG	\$0.00	\$0.00	\$0.00
			617	HUMAN INVOLVEMENT PROJECT PHASE I	Completed	CDBG	\$0.00	\$0.00	\$0.00
			618	1908 SEYMORE AVENUE	Completed	CDBG	\$0.00	\$0.00	\$0.00
			619	YMCA SUBSIDY PROGRAM	Completed	CDBG	\$0.00	\$0.00	\$0.00
			620	SYCAMORE HILL PROJECT DELIVERY	Completed	CDBG	\$165,185.69	\$165,185.69	\$0.00
			621	RHINELINK	Completed	CDBG	\$72,997.00	\$72,997.00	\$0.00
			622	HILLSIDE LTD.	Completed	CDBG	\$0.00	\$0.00	\$0.00
			623	1639 SYCAMORE ST	Completed	CDBG	\$0.00	\$0.00	\$0.00
			624	NDC SUPPORT	Completed	CDBG	\$0.00	\$0.00	\$0.00
			625	NEIGHBORHOOD HOUSING SERVICES SUPPORT	Completed	CDBG	\$0.00	\$0.00	\$0.00
			626	1373 MYRTLE AVENUE	Completed	CDBG	\$0.00	\$0.00	\$0.00
			627	TALBERT HOUSE ADA IMPROVEMENTS	Canceled	CDBG	\$0.00	\$0.00	\$0.00
			628	4391 STEWART AVENUE	Completed	CDBG	\$0.00	\$0.00	\$0.00
			629	COMMUNITY DEVELOPMENT HOMESTEADING	Completed	CDBG	\$0.00	\$0.00	\$0.00
			630	RENTAL REHAB DELIVERY COSTS	Completed	CDBG	\$37,002.86	\$37,002.86	\$0.00
			631	SO.OHIO PROPERTIES	Completed	CDBG	\$0.00	\$0.00	\$0.00
			632	515 MAPLE	Completed	CDBG	\$13,086.00	\$13,086.00	\$0.00
			633	2803 COLERAIN AVENUE	Completed	CDBG	\$0.00	\$0.00	\$0.00
			634	3201 COLERAIN AVENUE	Completed	CDBG	\$0.00	\$0.00	\$0.00
			635	3440 HARVEY AVENUE	Completed	CDBG	\$13,170.00	\$13,170.00	\$0.00
			636	217 WEST 12TH STREET	Completed	CDBG	\$0.00	\$0.00	\$0.00
			637	SHELTERHOUSE VOLUNTEER GROUP	Completed	CDBG	\$0.00	\$0.00	\$0.00
			638	1105 ELM STREET	Completed	CDBG	\$0.00	\$0.00	\$0.00
			639	BETTS-LONGWORTH REDEVELOPMENT	Completed	CDBG	\$0.00	\$0.00	\$0.00
			640	LOW INCOME HOUSING	Completed	CDBG	\$21,328.38	\$21,328.38	\$0.00
			641	OTR SPECIAL PROJECTS	Completed	CDBG	\$3,376.14	\$3,376.14	\$0.00
			642	ESTECREEK ROAD	Completed	CDBG	\$137,939.65	\$137,939.65	\$0.00
			643	EMPLOYMENT INITIATIVES/VAN POOL	Completed	CDBG	\$155.00	\$155.00	\$0.00
			644	FACADE LOAN PROGRAM (NBD)	Completed	CDBG	\$29,910.59	\$29,910.59	\$0.00
			645	MICRO-LENDING PROGRAM	Completed	CDBG	\$165,677.61	\$165,677.61	\$0.00
			646	DISADVANTAGED BUS. DEVELOPMENT	Completed	CDBG	\$8,167.18	\$8,167.18	\$0.00
			647	LITTLE MIAMI SPORTS COMPLEX	Completed	CDBG	\$0.00	\$0.00	\$0.00

U.S. Department of Housing and Urban Development
Office of Community Planning and Development
Integrated Disbursement and Information System
List of Activities By Program Year And Project
CINCINNATI,OH

DATE: 03-29-22
TIME: 15:15
PAGE: 18

Plan Year	IDIS Project	Project	IDIS Activity ID	Activity Name	Activity Status	Program	Funded Amount	Draw Amount	Balance
1994	2	CONVERTED CDBG ACTIVITIES	648	HUMAN SVCS. PROJECT IMPLEMENTATION	Completed	CDBG	\$678.75	\$678.75	\$0.00
			649	DOMINICAN WINDOW REPLACEMENT	Completed	CDBG	\$0.00	\$0.00	\$0.00
			650	MEMORIAL COMMUNITY CENTER	Completed	CDBG	\$34,999.10	\$34,999.10	\$0.00
			651	SANTA MARIA CODE/ADA IMPROVEMENTS	Completed	CDBG	\$0.00	\$0.00	\$0.00
			1113	1757 SYCAMORE (SYCAMORE HILL REHAB)	Canceled	CDBG	\$0.00	\$0.00	\$0.00
			1448	SYCAMORE HILL REHAB/MALVERN PLACE APTS	Completed	CDBG	\$89,081.68	\$89,081.68	\$0.00
		Project Total					\$124,769,918.52	\$124,892,736.52	(\$122,818.00)
	3	CONVERTED ESG ACTIVITIES	3	ESG COMMITTED FUNDS ADJUSTMENT	Open	ESG	\$2,853,058.55	\$2,853,245.62	(\$187.07)
						HESG	\$0.00	\$0.00	\$0.00
							\$2,853,058.55	\$2,853,245.62	(\$187.07)
						CDBG	\$124,769,918.52	\$124,892,736.52	(\$122,818.00)
						CDBG-R	\$0.00	\$0.00	\$0.00
						ESG	\$2,853,058.55	\$2,853,245.62	(\$187.07)
						HESG	\$0.00	\$0.00	\$0.00
						HOME	\$19,303,672.95	\$19,303,672.95	\$0.00
		Program Total					\$146,926,650.02	\$147,049,655.09	(\$123,005.07)
	1994 Total								
1995	6	Housing Rehabilitation Loan Program (HRLP)	743	1490 REID AVENUE (HOME)	Completed	HOME	\$4,000.00	\$4,000.00	\$0.00
			867	5777 LANTANA AVE.	Completed	HOME	\$4,000.00	\$4,000.00	\$0.00
			872	1436 NORTH BEND ROAD	Completed	HOME	\$3,300.00	\$3,300.00	\$0.00
			912	6027 MONTICELLO	Completed	HOME	\$4,000.00	\$4,000.00	\$0.00
			915	1430 CEDAR AVENUE-DPA	Completed	HOME	\$3,500.00	\$3,500.00	\$0.00
			917	CANCELLED	Canceled	HOME	\$0.00	\$0.00	\$0.00
			923	CANCELLED	Canceled	HOME	\$0.00	\$0.00	\$0.00
			924	CANCELLED	Canceled	HOME	\$0.00	\$0.00	\$0.00
			938	CANCELLED	Canceled	HOME	\$0.00	\$0.00	\$0.00
		Project Total					\$18,800.00	\$18,800.00	\$0.00
	9	Housing Implementation Program (HIP)	927	CLARK STREET HOUSING	Completed	CDBG	\$50,000.00	\$50,000.00	\$0.00
							\$50,000.00	\$50,000.00	\$0.00
	77	NEW HOMEOWNER PILOT PROJECT	838	CANCELLED ACTIVITY	Canceled	HOME	\$0.00	\$0.00	\$0.00
			949	6332 MEIS AVE-NHP	Completed	HOME	\$3,300.00	\$3,300.00	\$0.00
			950	1165 CEDAR AVENUE	Completed	HOME	\$4,000.00	\$4,000.00	\$0.00
			951	5655 RED CEDAR (DPA)	Completed	HOME	\$4,000.00	\$4,000.00	\$0.00
			952	1137 GROSBECK ROAD DPA NEW HOMEOWNER	Completed	HOME	\$3,500.00	\$3,500.00	\$0.00
			959	6436 HEITZLER-DPA	Completed	HOME	\$3,000.00	\$3,000.00	\$0.00
			960	6348 SAVANNAH-NHP/DPA	Completed	HOME	\$3,000.00	\$3,000.00	\$0.00
		Project Total					\$20,800.00	\$20,800.00	\$0.00
	78	NEW HOMEOWNER PILOT/EXTERIOR REHAB	862	CANCELLED	Canceled	CDBG	\$0.00	\$0.00	\$0.00
							\$0.00	\$0.00	\$0.00

U.S. Department of Housing and Urban Development
Office of Community Planning and Development
Integrated Disbursement and Information System
List of Activities By Program Year And Project
CINCINNATI,OH

DATE: 03-29-22
TIME: 15:15
PAGE: 19

Plan Year	IDIS Project	Project	IDIS Activity ID	Activity Name	Activity Status	Program	Funded Amount	Draw Amount	Balance
1995	79	NEW HOMEOWNER PILOT-HOME	866	1106 HOMESIDE	Canceled	CDBG	\$0.00	\$0.00	\$0.00
		Project Total					\$0.00	\$0.00	\$0.00
		Program Total				CDBG	\$50,000.00	\$50,000.00	\$0.00
						HOME	\$39,600.00	\$39,600.00	\$0.00
		1995 Total					\$89,600.00	\$89,600.00	\$0.00
1996	3	Hazard Abatement Barricade Program	861	1996 EMERGENCY SHELTER GRANT ACTIVITIES	Completed	ESG	\$60,000.00	\$60,000.00	\$0.00
		Project Total					\$60,000.00	\$60,000.00	\$0.00
	6	Housing Rehabilitation Loan Program (HRLP)	1087	SHARP VILLAGE ANNEX REHABILITATION	Completed	HOME	\$545,600.00	\$545,600.00	\$0.00
		Project Total					\$545,600.00	\$545,600.00	\$0.00
	8	Community Development Homesteading	860	HOMESTEADING LM ACQUISITION	Completed	CDBG	\$0.00	\$0.00	\$0.00
		Project Total					\$0.00	\$0.00	\$0.00
	9	Housing Implementation Program (HIP)	890	HOME 6121 BENNEVILLE HOUSING PROJECT	Completed	HOME	\$100,445.00	\$100,445.00	\$0.00
			919	1300 VINE BUDDY HIP/CHDO	Completed	HOME	\$508,076.00	\$508,076.00	\$0.00
			921	MIAMI PURCHASE HIP/CHDO	Completed	HOME	\$32,500.00	\$32,500.00	\$0.00
			928	WALNUT WOODS HOUSING DEVELOPMENT	Completed	CDBG	\$1,473,778.45	\$1,473,778.45	\$0.00
			961	1615 CHASE AVE-HIP	Completed	CDBG	\$237,000.00	\$237,000.00	\$0.00
						HOME	\$676,000.00	\$676,000.00	\$0.00
		Project Total					\$3,027,799.45	\$3,027,799.45	\$0.00
	64	New Homeowner Pilot Program	987	1170 WESTWAY	Completed	HOME	\$4,000.00	\$4,000.00	\$0.00
		Project Total					\$4,000.00	\$4,000.00	\$0.00
	71	Industrial Site Acquisition	1097	INDUSTRIAL SITE ACQUISITION	Canceled	CDBG	\$0.00	\$0.00	\$0.00
		Project Total					\$0.00	\$0.00	\$0.00
		Program Total				CDBG	\$1,710,778.45	\$1,710,778.45	\$0.00
						ESG	\$60,000.00	\$60,000.00	\$0.00
						HOME	\$1,866,621.00	\$1,866,621.00	\$0.00
		1996 Total					\$3,637,399.45	\$3,637,399.45	\$0.00
1997	1	Housing Maintenance Services	654	HOUSING MAINTENANCE SERVICES	Completed	CDBG	\$173,089.91	\$173,089.91	\$0.00
		Project Total					\$173,089.91	\$173,089.91	\$0.00
	2	Homeowner Rehabilitation Loan Prog. (formerly HRLP and NHS)	722	5125 NEWFIELD AVENUE	Completed	HOME	\$26,301.00	\$26,301.00	\$0.00
			873	HRLP-733 OAK ST	Completed	CDBG	\$0.00	\$0.00	\$0.00
			874	HRLP-962 MANSION AVENUE	Completed	CDBG	\$0.00	\$0.00	\$0.00
			876	HRLP- 4711 WINONA TERRACE	Completed	CDBG	\$0.00	\$0.00	\$0.00
			888	HRLP-SINGLE UNIT REHAB LOANS	Completed	CDBG	\$120,111.05	\$120,111.05	\$0.00
			891	HRLP-881 LEXINGTON AVE.	Completed	CDBG	\$0.00	\$0.00	\$0.00
			892	HRLP-1109 DAYTON ST	Completed	CDBG	\$0.00	\$0.00	\$0.00
			894	HRLP-6445 KENNEDY AVE	Completed	CDBG	\$0.00	\$0.00	\$0.00
			895	HRLP-3481 BEVIS	Completed	CDBG	\$0.00	\$0.00	\$0.00
			896	HRLP-683 HAWTHORNE AVE	Completed	CDBG	\$0.00	\$0.00	\$0.00

U.S. Department of Housing and Urban Development
Office of Community Planning and Development
Integrated Disbursement and Information System
List of Activities By Program Year And Project
CINCINNATI,OH

DATE: 03-29-22
TIME: 15:15
PAGE: 20

Plan Year	IDIS Project	Project	IDIS Activity ID	Activity Name	Activity Status	Program	Funded Amount	Draw Amount	Balance
1997	2	Homeowner Rehabilitation Loan Prog. (formerly HRLP and NHS)	897	HRLP-3114 HACKBERRY	Completed	CDBG	\$0.00	\$0.00	\$0.00
			898	HRLP-1328 WM HOWARD TAFT	Completed	CDBG	\$58,325.00	\$58,325.00	\$0.00
			899	HRLP-3833 VINE STREET	Completed	CDBG	\$66,551.00	\$66,551.00	\$0.00
			900	HRLP-821 LIVINGSTON STREET	Completed	CDBG	\$104,839.28	\$104,839.28	\$0.00
			901	HRLP-754 WHITTIER	Completed	CDBG	\$45,995.00	\$45,995.00	\$0.00
			902	HRLP-1813 HIGHLAND AVENUE	Completed	CDBG	\$26,595.14	\$26,595.14	\$0.00
			903	HRLP-2378 FLORA AVE.	Completed	CDBG	\$47,697.00	\$47,697.00	\$0.00
			904	HRLP-3228 GLENDORA	Completed	CDBG	\$50,294.00	\$50,294.00	\$0.00
			905	HRLP-2920 MONFORT STREET	Completed	CDBG	\$49,573.00	\$49,573.00	\$0.00
			906	HRLP-1622 BLAIR AVENUE	Completed	CDBG	\$7,573.00	\$7,573.00	\$0.00
			907	HRLP-1119 CAROLINA AVENUE	Completed	CDBG	\$36,705.26	\$36,705.26	\$0.00
			908	HRLP-3641 BORDEN ST	Completed	CDBG	\$2,463.00	\$2,463.00	\$0.00
			909	HRLP-921 ROGERS PLACE	Canceled	CDBG	\$0.00	\$0.00	\$0.00
			910	HRLP-226 KINSEY AVENUE	Completed	CDBG	\$929.17	\$929.17	\$0.00
			911	HRLP-301 HEARNE AVENUE	Completed	CDBG	\$20,379.00	\$20,379.00	\$0.00
		Project Total					\$664,330.90	\$664,330.90	\$0.00
	3	Housing Counseling Services	655	HOUSING COUNSELING SERVICES	Completed	CDBG	\$2,155.00	\$2,155.00	\$0.00
	4	Housing Development Round (formerly Housing Imp. Program)		Project Total			\$2,155.00	\$2,155.00	\$0.00
			727	HIP/MALVERN APARTMENTS	Completed	HOME	\$341,325.00	\$341,325.00	\$0.00
			920	CINTI HSG PART CHDO HSG RDIV	Completed	HOME	\$49,000.00	\$49,000.00	\$0.00
			929	HSG. ROUND DELIVERY COSTS	Completed	CDBG	\$340,019.15	\$340,019.15	\$0.00
			940	2937 SIDNEY AVE-HDR-HOME	Completed	HOME	\$33,000.00	\$33,000.00	\$0.00
			989	CINTI HSG PART CHDO HSG RD V	Completed	HOME	\$118,045.00	\$118,045.00	\$0.00
			1086	HDR SHARP VILLAGE NEW CONSTRUCTION	Completed	HOME	\$158,400.00	\$158,400.00	\$0.00
			1094	916-920 POPLAR ST HRD HO	Canceled	HOME	\$0.00	\$0.00	\$0.00
			1210	HDR-H 3765 BORDEN	Completed	HOME	\$34,598.00	\$34,598.00	\$0.00
			1468	* HDR HOMEOWNERS-CITY DREAMS	Completed	HOME	\$63,000.00	\$63,000.00	\$0.00
		Project Total					\$1,137,387.15	\$1,137,387.15	\$0.00
	5	Single Family Homesteading	656	HOMESTEADING DELIVERY COSTS	Completed	CDBG	\$16,550.66	\$16,550.66	\$0.00
			858	HOMESTEADING L/M ACQUISITION	Completed	CDBG	\$0.00	\$0.00	\$0.00
			859	HOMESTEADING S/B ACQUISITION	Completed	CDBG	\$0.00	\$0.00	\$0.00
		Project Total					\$16,550.66	\$16,550.66	\$0.00
	6	Down Payment Assistance	724	DOWN PAYMENT ASSISTANCE	Completed	CDBG	\$33,789.16	\$33,789.16	\$0.00
			744	CANCEL	Canceled	HOME	\$0.00	\$0.00	\$0.00
		Project Total					\$33,789.16	\$33,789.16	\$0.00
	7	HOMEOWNERSHIP/NEIGHBORHOOD REVITALIZATION	925	2500 BLOCK EASTERN AVENUE (NORTH)	Completed	CDBG	\$15,000.00	\$15,000.00	\$0.00
			963	DELIVERY HO/NBHD REVITALIZATION	Completed	CDBG	\$239,422.43	\$239,422.43	\$0.00
			1078	222 MCGREGOR (H/NR)	Completed	CDBG	\$20,500.00	\$20,500.00	\$0.00

U.S. Department of Housing and Urban Development
Office of Community Planning and Development
Integrated Disbursement and Information System
List of Activities By Program Year And Project
CINCINNATI,OH

DATE: 03-29-22
TIME: 15:15
PAGE: 21

Plan Year	IDIS Project	Project	IDIS Activity ID	Activity Name	Activity Status	Program	Funded Amount	Draw Amount	Balance
1997	7	HOMEOWNERSHIP/NEIGHBORHOOD REVITALIZATION	1079	237-239 MCGREGOR (H/NR)	Completed	CDBG	\$17,850.00	\$17,850.00	\$0.00
			1080	292 MCGREGOR AVE. (H/NR)	Completed	CDBG	\$24,715.38	\$24,715.38	\$0.00
			1081	313 MCGREGOR AVE. (H/NR)	Completed	CDBG	\$283,145.00	\$283,145.00	\$0.00
			1089	845 OAK ST. (HNR)	Completed	CDBG	\$11,500.00	\$11,500.00	\$0.00
			1090	843 OAK ST. (HNR)	Completed	CDBG	\$63,500.00	\$63,500.00	\$0.00
			1098	HONR 338 MCGREGOR	Canceled	CDBG	\$0.00	\$0.00	\$0.00
			1099	HONR 340-342 MCGREGOR	Canceled	CDBG	\$0.00	\$0.00	\$0.00
			1103	HONR 830 LINCOLN	Completed	CDBG	\$78,606.81	\$78,606.81	\$0.00
		Project Total					\$754,239.62	\$754,239.62	\$0.00
	8	Rental Rehabilitation Program	721	3593 WILSON AVE.-RRP	Completed	HOME	\$25,000.00	\$25,000.00	\$0.00
			723	2135 COLERAIN AVENUE-RRP	Completed	HOME	\$32,000.00	\$32,000.00	\$0.00
			726	3543 HALLWOOD PLACE	Completed	HOME	\$26,000.00	\$26,000.00	\$0.00
			728	CUTTER APARTMENTS LTD	Completed	HOME	\$369,000.00	\$369,000.00	\$0.00
			730	3211 BERESFORD AVE.- RENTAL REHAB	Canceled	HOME	\$0.00	\$0.00	\$0.00
			731	3251 GILBERT AVENUE	Completed	HOME	\$39,000.00	\$39,000.00	\$0.00
			738	1065 WINFIELD-RRP	Completed	HOME	\$21,233.00	\$21,233.00	\$0.00
			739	2840 HIGHLAND AVENUE	Canceled	CDBG	\$0.00	\$0.00	\$0.00
			745	4727 WINONA TERRACE	Completed	HOME	\$13,000.00	\$13,000.00	\$0.00
			746	1027-29 CONSIDINE-RRP	Completed	HOME	\$26,000.00	\$26,000.00	\$0.00
			832	RENTAL REHAB ADMINISTRATION	Completed	CDBG	\$14,253.82	\$14,253.82	\$0.00
			933	RENTAL REHAB 1231 LINCOLN	Completed	HOME	\$26,000.00	\$26,000.00	\$0.00
			979	228,310 & 312 STANLEY & 251 DELTA AVE.	Completed	CDBG	\$10,685.00	\$10,685.00	\$0.00
		Project Total					\$602,171.82	\$602,171.82	\$0.00
	9	Fair Housing Services	657	FAIR HOUSING SERVICES	Completed	CDBG	\$35,067.59	\$35,067.59	\$0.00
		Project Total					\$35,067.59	\$35,067.59	\$0.00
	10	Central Parkway Towers Subsidy Program	846	CENTRAL PARKWAY TOWERS SUBSIDY	Completed	CDBG	\$16,203.00	\$16,203.00	\$0.00
			847	CENTRAL PKWY EMERGENCY HOUSING	Completed	CDBG	\$30,000.00	\$30,000.00	\$0.00
		Project Total					\$46,203.00	\$46,203.00	\$0.00
	11	Tenant Assistance	658	TENANT ASSISTANCE	Completed	CDBG	\$0.00	\$0.00	\$0.00
		Project Total					\$0.00	\$0.00	\$0.00
	12	Code Enforcement Relocation	659	CODE ENFORCEMENT RELOCATION	Completed	CDBG	\$21,574.31	\$21,574.31	\$0.00
			720	CODE RELOCATION CANCELLED	Canceled	CDBG	\$0.00	\$0.00	\$0.00
		Project Total					\$21,574.31	\$21,574.31	\$0.00
	13	Tenant Representation	660	TENANT REPRESENTATION	Completed	CDBG	\$29,666.66	\$29,666.66	\$0.00
							\$29,666.66	\$29,666.66	\$0.00
	14	Concentrated Code Enforcement	661	CONCENTRATED CODE ENFORCEMENT	Completed	CDBG	\$13,310.80	\$13,310.80	\$0.00
							\$13,310.80	\$13,310.80	\$0.00
	15	Hazard Abatement Barricade Program	662	HAZARD ABATEMENT BARRICADE PROGRAM	Completed	CDBG	\$46,997.09	\$46,997.09	\$0.00

U.S. Department of Housing and Urban Development
Office of Community Planning and Development
Integrated Disbursement and Information System
List of Activities By Program Year And Project
CINCINNATI,OH

DATE: 03-29-22
TIME: 15:15
PAGE: 22

Plan Year	IDIS Project	Project	IDIS Activity ID	Activity Name	Activity Status	Program	Funded Amount	Draw Amount	Balance
1997	15	Project Total					\$46,997.09	\$46,997.09	\$0.00
	16	Neighborhood Gardens Program	663	NEIGHBORHOOD GARDENS PROGRAM	Completed	CDBG	\$0.00	\$0.00	\$0.00
		Project Total					\$0.00	\$0.00	\$0.00
	17	Neighborhood Develop. Corp. (NDC) Support	839	NBHD. DEVELOPMENT CORP. SUPPORT	Completed	CDBG	\$133,859.24	\$133,859.24	\$0.00
		Project Total					\$133,859.24	\$133,859.24	\$0.00
	18	Technical Assistance to NDCs	664	TECHNICAL ASSISTANCE TO NDC'S	Completed	CDBG	\$16,272.57	\$16,272.57	\$0.00
		Project Total					\$16,272.57	\$16,272.57	\$0.00
	19	YWCA/Alice Paul House Code Corrections	665	YWCA ALICE PAUL HOUSE CODE CORRECTIONS	Completed	CDBG	\$100,000.00	\$100,000.00	\$0.00
		Project Total					\$100,000.00	\$100,000.00	\$0.00
	20	Arrington House Interior Improvements	666	ARRINGTON HOUSE INTERIOR IMPROVEMENTS	Canceled	CDBG	\$0.00	\$0.00	\$0.00
		Project Total					\$0.00	\$0.00	\$0.00
	21	St. John's Social Service Center Improvements	667	ST. JOHN'S SOCIAL SERVICE CENTER	Completed	CDBG	\$32,000.00	\$32,000.00	\$0.00
		Project Total					\$32,000.00	\$32,000.00	\$0.00
	22	Drop Inn Center Womens Dorm Shelterhouse Volunteer Group	668	DROPINN CENTER WOMENS DORM	Completed	CDBG	\$106,385.00	\$106,385.00	\$0.00
		Project Total					\$106,385.00	\$106,385.00	\$0.00
	23	Chabad House Improvements	669	CHABAD HOUSE IMPROVEMENTS	Completed	CDBG	\$38.00	\$38.00	\$0.00
		Project Total					\$38.00	\$38.00	\$0.00
	24	Caracole, Inc.	670	CARACOLE ESG OPERATING	Completed	ESG	\$7,824.10	\$7,824.10	\$0.00
		Project Total					\$7,824.10	\$7,824.10	\$0.00
	25	Bethany House Services, Inc.	671	BETHANY HOUSE ESG	Completed	ESG	\$12,206.14	\$12,206.14	\$0.00
		Project Total					\$12,206.14	\$12,206.14	\$0.00
	26	YWCA of Cinti. - Alice Paul House Transitional Living Prog.	672	ALICE PAUL HOUSE TRANSITIONAL LIVING	Completed	ESG	\$2,850.00	\$2,850.00	\$0.00
		Project Total					\$2,850.00	\$2,850.00	\$0.00
	27	Drop Inn Center	673	DROP INN CENTER ESG	Completed	ESG	\$46,330.05	\$46,330.05	\$0.00
		Project Total					\$46,330.05	\$46,330.05	\$0.00
	28	St. John's Social Service Center	674	ST. JOHN'S SOCIAL SERVICE CENTER	Completed	ESG	\$2,210.98	\$2,210.98	\$0.00
		Project Total					\$2,210.98	\$2,210.98	\$0.00
	29	Serenity Square, Inc.	675	CANCELLED	Canceled	ESG	\$0.00	\$0.00	\$0.00
		Project Total					\$0.00	\$0.00	\$0.00
	30	Lighthouse Youth Services	676	LIGHTHOUSE YOUTH SERVICES	Completed	ESG	\$49,715.31	\$49,715.31	\$0.00
		Project Total					\$49,715.31	\$49,715.31	\$0.00
	31	Chabad House	677	CHABAD HOUSE	Completed	ESG	\$6,054.00	\$6,054.00	\$0.00
		Project Total					\$6,054.00	\$6,054.00	\$0.00
	32	Credit Union Services and Economic Education	678	CREDIT UNION SERVICES	Completed	CDBG	\$33.78	\$33.78	\$0.00
		Project Total					\$33.78	\$33.78	\$0.00
	33	Back-on-the-Block	679	BACK ON THE BLOCK	Completed	CDBG	\$3,416.79	\$3,416.79	\$0.00

U.S. Department of Housing and Urban Development
Office of Community Planning and Development
Integrated Disbursement and Information System
List of Activities By Program Year And Project
CINCINNATI,OH

DATE: 03-29-22
TIME: 15:15
PAGE: 23

Plan Year	IDIS Project	Project	IDIS Activity ID	Activity Name	Activity Status	Program	Funded Amount	Draw Amount	Balance
1997	33	Project Total					\$3,416.79	\$3,416.79	\$0.00
	34	Juvenile Delinquency Prevention (CCY)	680	JUVENILE DELINQUENCY PREVENTION	Completed	CDBG	\$100,309.60	\$100,309.60	\$0.00
		Project Total					\$100,309.60	\$100,309.60	\$0.00
	35	Youth Employment Initiative Program	681	YOUTH EMPLOYMENT INITIATIVES	Completed	CDBG	\$60,557.96	\$60,557.96	\$0.00
		Project Total					\$60,557.96	\$60,557.96	\$0.00
	36	Reshaping Youth Priorities	682	RESHAPING YOUTH PRIORITIES	Completed	CDBG	\$0.00	\$0.00	\$0.00
		Project Total					\$0.00	\$0.00	\$0.00
	37	Center for Chemical Addictions Treat. (CCAT) - Major Renova.	683	CCAT MAJOR RENOVATION	Completed	CDBG	\$205,000.00	\$205,000.00	\$0.00
		Project Total					\$205,000.00	\$205,000.00	\$0.00
	38	JC WYNN CENTER OF EXCELLENCE- VIOLA'S REC ROOM	831	VIOLA'S REC ROOM	Completed	CDBG	\$91,000.00	\$91,000.00	\$0.00
		Project Total					\$91,000.00	\$91,000.00	\$0.00
	39	Multi-Purpose Activity Center- Women's Research & Develop.	684	MULTI PURPOSE ACTIVITY CENTER - WRDC	Canceled	CDBG	\$0.00	\$0.00	\$0.00
		Project Total					\$0.00	\$0.00	\$0.00
	40	Human Services Project Implementation	828	HUMAN SERVICES PROJECT IMPLEMENTATION	Completed	CDBG	\$109,673.35	\$109,673.35	\$0.00
		Project Total					\$109,673.35	\$109,673.35	\$0.00
	41	Human Services CDBG & ESG Administration	829	HUMAN SVCS CDBG/ESG PROJ DELIVERY COSTS	Completed	CDBG	\$38,814.61	\$38,814.61	\$0.00
		Project Total					\$38,814.61	\$38,814.61	\$0.00
	42	Employment Initiatives/Van Pooling	691	EMPLOYMENT INITIATIVES/VANPOOLING	Completed	CDBG	\$0.00	\$0.00	\$0.00
		Project Total					\$0.00	\$0.00	\$0.00
	43	One Stop Career Center	692	ONE STOP CAREER CENTER	Completed	CDBG	\$37,189.55	\$37,189.55	\$0.00
		Project Total					\$37,189.55	\$37,189.55	\$0.00
	44	PREP, Inc.	693	PREP, INC.	Completed	CDBG	\$600.00	\$600.00	\$0.00
		Project Total					\$600.00	\$600.00	\$0.00
	45	Youth Job Training and Litter Control Program	694	YOUTH JOB TRAINING & LITTER CONTROL	Completed	CDBG	\$4,279.14	\$4,279.14	\$0.00
		Project Total					\$4,279.14	\$4,279.14	\$0.00
	46	Jobs for People	695	JOBS FOR PEOPLE	Completed	CDBG	\$921.81	\$921.81	\$0.00
		Project Total					\$921.81	\$921.81	\$0.00
	47	OTR Job Development	696	OTR JOB DEVELOPMENT	Completed	CDBG	\$7,075.38	\$7,075.38	\$0.00
		Project Total					\$7,075.38	\$7,075.38	\$0.00
	48	Equal Business Marketing & Certification (OCCI)	697	EQUAL BUSINESS MARKETING & CERTIFICATION	Completed	CDBG	\$17,142.02	\$17,142.02	\$0.00
		Project Total					\$17,142.02	\$17,142.02	\$0.00
	49	Madisonville Phase III	652	MADISONVILLE PHASE III	Completed	CDBG	\$192,722.56	\$192,722.56	\$0.00
		Project Total					\$192,722.56	\$192,722.56	\$0.00
	50	South Cumminsville Industrial Redevelopment	698	SOUTH CUMMINSVILLE REDEVELOPMENT	Completed	CDBG	\$28,507.09	\$28,507.09	\$0.00
		Project Total					\$28,507.09	\$28,507.09	\$0.00

U.S. Department of Housing and Urban Development
Office of Community Planning and Development
Integrated Disbursement and Information System
List of Activities By Program Year And Project
CINCINNATI,OH

DATE: 03-29-22
TIME: 15:15
PAGE: 24

Plan Year	IDIS Project	Project	IDIS Activity ID	Activity Name	Activity Status	Program	Funded Amount	Draw Amount	Balance
1997	52	NBD Evanston - Parking Lot Improvements	699	NBD EVANSTON PARKING LOT	Completed	CDBG	\$21,645.65	\$21,645.65	\$0.00
		Project Total					\$21,645.65	\$21,645.65	\$0.00
	53	NBD Corryville - Trash Receptacles	700	NBD-CORRYVILLE -TRASH RECEPTACLES	Canceled	CDBG	\$0.00	\$0.00	\$0.00
		Project Total					\$0.00	\$0.00	\$0.00
	54	NBD Over-the-Rhine- Kauffman Building Project	701	NBD OTR KAUFMANN BUILDING	Completed	CDBG	\$75,000.00	\$75,000.00	\$0.00
		Project Total					\$75,000.00	\$75,000.00	\$0.00
	55	NBD Over-the-Rhine Main Street Facade Phase II	702	NBD OTR MAIN ST FACADE	Completed	CDBG	\$141,872.07	\$141,872.07	\$0.00
		Project Total					\$141,872.07	\$141,872.07	\$0.00
	56	NBD Madisonville - Civic Center Rehabilitation	703	NBD-MADISONVILLE CIVIC CENTER	Canceled	CDBG	\$0.00	\$0.00	\$0.00
		Project Total					\$0.00	\$0.00	\$0.00
	57	NBD Camp Washington - Marshall/Colerain Business Improvement	717	NBD CAMP WASH/MARSHALL/COLERAIN	Canceled	CDBG	\$0.00	\$0.00	\$0.00
		Project Total					\$0.00	\$0.00	\$0.00
	58	East Price Hill - Urban Design/Urban Renewal	704	NBD-EAST PRICE HILL URBAN DESIGN PLAN	Completed	CDBG	\$8,580.32	\$8,580.32	\$0.00
		Project Total					\$8,580.32	\$8,580.32	\$0.00
	59	O'Bryonville-Planning Phase II & III	705	NBD-O'BRYONVILLE PLANNING	Completed	CDBG	\$3,296.53	\$3,296.53	\$0.00
		Project Total					\$3,296.53	\$3,296.53	\$0.00
	60	Hyde Park-Confirm Current Business/Communtiy Goals	706	NBD-HYDE PARK PLAN UPDATE	Completed	CDBG	\$11,125.00	\$11,125.00	\$0.00
		Project Total					\$11,125.00	\$11,125.00	\$0.00
	61	Pleasant Ridge - NBD Urban Renewal	707	NBD PLEASANT RIDGE URBAN RENEWAL PLAN	Completed	CDBG	\$12,144.82	\$12,144.82	\$0.00
		Project Total					\$12,144.82	\$12,144.82	\$0.00
	62	Columbia Tusculum - Walworth Intersection Study	708	COLUMBIA-WALWORTH INTERSECTION STUDY	Completed	CDBG	\$3,562.20	\$3,562.20	\$0.00
		Project Total					\$3,562.20	\$3,562.20	\$0.00
	63	Mt. Lookout - Study & Analyze Feasibility & Prepare EQ 709 D		MT. LOOKOUT STUDY	Completed	CDBG	\$6,442.38	\$6,442.38	\$0.00
		Project Total					\$6,442.38	\$6,442.38	\$0.00
	64	NBD Walnut Hills - Storefront Awning and Improvement Project	710	NBD WALNUT HILLS STOREFRONT AWNING PRG.	Completed	CDBG	\$1,264.54	\$1,264.54	\$0.00
		Project Total					\$1,264.54	\$1,264.54	\$0.00
	65	NBD Avondale Redevelop Avondale Town Center	711	NBD AVONDALE TOWNE CENTER REDEVELOPMENT	Completed	CDBG	\$472,871.10	\$472,871.10	\$0.00
		Project Total					\$472,871.10	\$472,871.10	\$0.00
	66	Swifton Commons Preservation	712	SWIFTON COMMONS PRESERVATION	Completed	CDBG	\$43,716.24	\$43,716.24	\$0.00
		Project Total					\$43,716.24	\$43,716.24	\$0.00
	67	NBD Property Holding Account	713	NBD PROPERTY HOLDING ACCOUNT	Completed	CDBG	\$523.20	\$523.20	\$0.00
		Project Total					\$523.20	\$523.20	\$0.00
	68	Cincinnati Small Business Loan Fund	733	CANCELLED	Canceled	CDBG	\$0.00	\$0.00	\$0.00
			741	CANCELLED	Canceled	CDBG	\$0.00	\$0.00	\$0.00

U.S. Department of Housing and Urban Development
Office of Community Planning and Development
Integrated Disbursement and Information System
List of Activities By Program Year And Project
CINCINNATI,OH

DATE: 03-29-22
TIME: 15:15
PAGE: 25

Plan Year	IDIS Project	Project	IDIS Activity ID	Activity Name	Activity Status	Program	Funded Amount	Draw Amount	Balance
1997	68	Cincinnati Small Business Loan Fund	868	AVONDALE TOWN CENTER	Completed	CDBG	\$10,233.27	\$10,233.27	\$0.00
			869	SBLF VERNECIA'S CHANGES	Completed	CDBG	\$69,953.69	\$69,953.69	\$0.00
			870	SBLF HOOKS ENTERPRISES	Completed	CDBG	\$54,000.00	\$54,000.00	\$0.00
			871	PROJECT DELIVERY COSTS	Canceled	CDBG	\$0.00	\$0.00	\$0.00
			883	SBLF KELVIN JOHNSON	Completed	CDBG	\$0.00	\$0.00	\$0.00
			884	SBLF RMX ENTERTAINMENT	Canceled	CDBG	\$0.00	\$0.00	\$0.00
			885	SBLF HEITHAUS PHOTOGRAPHY INC	Canceled	CDBG	\$0.00	\$0.00	\$0.00
			886	SBLF SKILLCRAFT SECURITY EQUIP CORP	Canceled	CDBG	\$0.00	\$0.00	\$0.00
			887	SBLF ABANDONED BUILDINGS COMPANY	Completed	CDBG	\$0.00	\$0.00	\$0.00
			990	ESQUIRE THEATER	Completed	CDBG	\$0.00	\$0.00	\$0.00
		Project Total					\$134,186.96	\$134,186.96	\$0.00
	69	Minority and Women's Business Incubator (CBI Operations)	653	BUSINESS INCUBATOR	Completed	CDBG	\$24,287.44	\$24,287.44	\$0.00
							\$24,287.44	\$24,287.44	\$0.00
	70	Small Business and MBE/WBE Technical Assistance Program	714	SMALL BUSINESS TECHNICAL ASSISTANCE	Completed	CDBG	\$13,121.78	\$13,121.78	\$0.00
			732	CANCELLED	Canceled	CDBG	\$0.00	\$0.00	\$0.00
							\$13,121.78	\$13,121.78	\$0.00
	71	Neighborhood Small Business Division Operation (NSBD)	715	NEIGHBORHOOD SMALL BUSINESS OPERATIONS	Completed	CDBG	\$9,629.95	\$9,629.95	\$0.00
							\$9,629.95	\$9,629.95	\$0.00
	73	Project IMPACT Over-the-Rhine	716	PROJECT IMPACT OVER-THE-RHINE	Completed	CDBG	\$13,003.00	\$13,003.00	\$0.00
							\$13,003.00	\$13,003.00	\$0.00
	74	Findlay Market House Improvements	718	FINDLAY MARKET HOUSE IMPROVEMENTS	Completed	CDBG	\$700,000.00	\$700,000.00	\$0.00
							\$700,000.00	\$700,000.00	\$0.00
	77	Tom Geiger Guest House, Inc.	686	TOM GEIGER GUEST HOUSE, INC.	Completed	ESG	\$810.38	\$810.38	\$0.00
							\$810.38	\$810.38	\$0.00
	78	Joseph House, Inc.	685	JOSEPH/MOSES HOUSE	Completed	ESG	\$20,253.88	\$20,253.88	\$0.00
							\$20,253.88	\$20,253.88	\$0.00
	79	Housing Development Round (formerly Housing Impl. Prog.	734	OTR CONSORTIUM - URBAN SITES	Completed	CDBG	\$102,550.00	\$102,550.00	\$0.00
			735	OTR CONSORTIUM-RENOVATION RESIDENTIAL	Completed	CDBG	\$43,950.00	\$43,950.00	\$0.00
			736	OTR CONSORTIUM - PPI	Completed	CDBG	\$29,300.00	\$29,300.00	\$0.00
			737	OTR CONSORTIUM - MIDDLE EARTH	Completed	CDBG	\$232,425.00	\$232,425.00	\$0.00
			932	HSG ROUND RENTER DELIVERY COSTS	Completed	CDBG	\$5,500.00	\$5,500.00	\$0.00
			953	2303-2305 KENTON HSG ROUND III	Canceled	CDBG	\$0.00	\$0.00	\$0.00
			981	JORDAN PLACE	Completed	HOME	\$175,298.00	\$175,298.00	\$0.00
			1208	21 W.14TH STREET	Completed	HOME	\$86,526.00	\$86,526.00	\$0.00
							\$675,549.00	\$675,549.00	\$0.00
	80	Surrogate Parenting Program	830	SURROGATE PARENTING	Completed	CDBG	\$86,588.75	\$86,588.75	\$0.00

U.S. Department of Housing and Urban Development
Office of Community Planning and Development
Integrated Disbursement and Information System
List of Activities By Program Year And Project
CINCINNATI,OH

DATE: 03-29-22
TIME: 15:15
PAGE: 26

Plan Year	IDIS Project	Project	IDIS Activity ID	Activity Name	Activity Status	Program	Funded Amount	Draw Amount	Balance
1997	80	Project Total					\$86,588.75	\$86,588.75	\$0.00
	81	Cincinnati Federation of Colored Women Building Renovation	687	FEDERATION OF COLORED WOMEN'S BLDG REN.	Completed	CDBG	\$246,937.92	\$246,937.92	\$0.00
		Project Total					\$246,937.92	\$246,937.92	\$0.00
	82	Adolph Frazier Treatment Home for Youth	688	ADOLPH FRAZIER TREATMENT HOME FOR YOUTH	Completed	CDBG	\$26,708.88	\$26,708.88	\$0.00
		Project Total					\$26,708.88	\$26,708.88	\$0.00
	85	Lower Price Hill CURC	689	LOWER PRICE HILL CURC	Completed	CDBG	\$14,294.96	\$14,294.96	\$0.00
		Project Total					\$14,294.96	\$14,294.96	\$0.00
	86	Tom Geiger Guest House Expansion/Renovation	690	TOM GEIGER GUEST HOUSE EXPANSION	Completed	CDBG	\$245,288.46	\$245,288.46	\$0.00
		Project Total					\$245,288.46	\$245,288.46	\$0.00
	87	Findlay Market Business Assistance Program	719	FINDLAY MARKET BUSINESS ASSISTANCE	Completed	CDBG	\$48,256.00	\$48,256.00	\$0.00
		Project Total					\$48,256.00	\$48,256.00	\$0.00
	88	OHMART PARK DEVELOPMENT	843	OHMART PARK DEVELOPMENT	Completed	CDBG	\$305,461.07	\$305,461.07	\$0.00
		Project Total					\$305,461.07	\$305,461.07	\$0.00
	89	DALTON AND KENNER DEVELOPMENT	844	DALTON AND KENNER DEVELOPMENT	Canceled	CDBG	\$0.00	\$0.00	\$0.00
		Project Total					\$0.00	\$0.00	\$0.00
	90	OVER-THE-RHINE COALITION SUPPORT	845	OVER-THE-RHINE COALITION SUPPORT	Completed	CDBG	\$50,000.00	\$50,000.00	\$0.00
		Project Total					\$50,000.00	\$50,000.00	\$0.00
	91	LIGHTBOURNE COMMUNICATIONS FLOAT LOAN	848	LIGHTBOURNE COMMUNICATIONS FLOAT LOAN	Canceled	CDBG	\$0.00	\$0.00	\$0.00
		Project Total					\$0.00	\$0.00	\$0.00
	92	OVER-THE-RHINE PILOT RECEIVERSHIP	849	OTR PILOT RECEIVERSHIP PROJECT	Completed	CDBG	\$161,239.51	\$161,239.51	\$0.00
			893	CANCEL	Completed	CDBG	\$0.00	\$0.00	\$0.00
		Project Total					\$161,239.51	\$161,239.51	\$0.00
						CDBG	\$6,756,203.85	\$6,756,203.85	\$0.00
		Program Total				ESG	\$148,254.84	\$148,254.84	\$0.00
						HOME	\$1,662,726.00	\$1,662,726.00	\$0.00
		1997 Total					\$8,567,184.69	\$8,567,184.69	\$0.00
1998	1	Housing Maintenance Services	725	HOUSING MAINTENANCE SERVICES	Completed	CDBG	\$1,599,805.93	\$1,599,805.93	\$0.00
		Project Total					\$1,599,805.93	\$1,599,805.93	\$0.00
	2	Homeowner Rehabilitation Loan Prog. (formerly HRLP and NHS)	833	HRLP PROJECT DELIVERY COSTS	Completed	CDBG	\$810,290.78	\$810,290.78	\$0.00
			853	3216 HACKBERRY	Completed	CDBG	\$30,450.00	\$30,450.00	\$0.00
			854	1612 WM HOWARD TAFT ROAD	Completed	CDBG	\$69,999.00	\$69,999.00	\$0.00
			855	1932 DALE ROAD	Completed	CDBG	\$22,614.00	\$22,614.00	\$0.00
			856	SINGLE UNIT HOUSING REHAB LOANS	Completed	CDBG	\$1,445,394.35	\$1,445,394.35	\$0.00
			913	715 E MCMILLAN ST -HRLP	Completed	CDBG	\$6,022.00	\$6,022.00	\$0.00
			941	3030 LAVANIA AVE. HRLP	Completed	CDBG	\$27,039.00	\$27,039.00	\$0.00
			942	671 GHOLSON AVE. HRLP	Completed	CDBG	\$17,010.00	\$17,010.00	\$0.00
			943	HRLP 3724 VINE	Completed	CDBG	\$62,287.00	\$62,287.00	\$0.00

U.S. Department of Housing and Urban Development
Office of Community Planning and Development
Integrated Disbursement and Information System
List of Activities By Program Year And Project
CINCINNATI,OH

DATE: 03-29-22
TIME: 15:15
PAGE: 27

Plan Year	IDIS Project	Project	IDIS Activity ID	Activity Name	Activity Status	Program	Funded Amount	Draw Amount	Balance
1998	2	Homeowner Rehabilitation Loan Prog. (formerly HRLP and NHS)	944	322 MCGREGOR AVE. HRLP	Completed	CDBG	\$71,462.85	\$71,462.85	\$0.00
			945	1783 BALTIMORE AVE. HRLP	Completed	CDBG	\$53,021.81	\$53,021.81	\$0.00
			946	HRLP 4723 WILMER	Completed	CDBG	\$19,175.55	\$19,175.55	\$0.00
			947	HRLP 2844 STANTON AVE	Completed	CDBG	\$63,267.00	\$63,267.00	\$0.00
			948	2434 MAPLEWOOD AVE-HRLP	Completed	CDBG	\$47,243.00	\$47,243.00	\$0.00
			965	1708 DEXTER AVENUE	Completed	CDBG	\$35,430.00	\$35,430.00	\$0.00
			966	3421 TRIMBLE AVENUE	Completed	CDBG	\$34,898.35	\$34,898.35	\$0.00
			967	761 MORGAN ST	Completed	CDBG	\$60,537.90	\$60,537.90	\$0.00
			975	2010-12 CLARION-HRLP	Completed	CDBG	\$34,000.00	\$34,000.00	\$0.00
			976	19 W. 68TH ST-HRLP	Completed	CDBG	\$43,482.00	\$43,482.00	\$0.00
			977	124 E. UNIVERSITY-HRLP	Completed	CDBG	\$87,900.00	\$87,900.00	\$0.00
			Project Total						\$3,041,524.59
	3	Housing Counseling Services	749	HOUSING COUNSELING SERVICES	Completed	CDBG	\$90,000.00	\$90,000.00	\$0.00
			2436	HOMEOWNER PRESERVATION INITIATIVE	Completed	CDBG	\$99,091.33	\$99,091.33	\$0.00
			Project Total						\$189,091.33
	4	Housing Development Round - Homeowners	852	HSG.RND.HOMEOWNERS DELIVERY COSTS	Completed	CDBG	\$167,685.18	\$167,685.18	\$0.00
			922	CANCELLED	Canceled	CDBG	\$0.00	\$0.00	\$0.00
			930	CANCELLED ACTIVITY	Canceled	CDBG	\$0.00	\$0.00	\$0.00
			964	2336-38-40-42-44 MAY ST.(JIREH DEV.)	Completed	HOME	\$150,000.00	\$150,000.00	\$0.00
			Project Total						\$317,685.18
	5	Single Family Homesteading	796	HOMESTEADING ACQUIS.(LMH)	Completed	CDBG	\$619,961.60	\$619,961.60	\$0.00
			797	CANCELLED	Canceled	CDBG	\$0.00	\$0.00	\$0.00
			798	HOMSTEADING SINGLE-U. REHAB	Completed	CDBG	\$106,944.50	\$106,944.50	\$0.00
			799	HOMESTEADING DELIVERY COSTS	Completed	CDBG	\$395,733.90	\$395,733.90	\$0.00
			Project Total						\$1,122,640.00
	6	Down Payment Assistance	750	DOWN PAYMENT ASSISTANCE	Completed	CDBG	\$79,796.65	\$79,796.65	\$0.00
			939	CANCEL	Canceled	HOME	\$0.00	\$0.00	\$0.00
			Project Total						\$79,796.65
	7	Homeownership/Neighborhood Revitalization	834	NBHD REVITALIZATION PROJ. DELIVERY COSTS	Completed	CDBG	\$150,260.50	\$150,260.50	\$0.00
	Project Total						\$150,260.50	\$150,260.50	\$0.00
	8	Rental Rehabilitation Program	729	REM HOUSING RENTAL REHAB	Completed	HOME	\$365,000.00	\$365,000.00	\$0.00
			751	RENTAL REHAB DELIVERY	Completed	CDBG	\$170,006.55	\$170,006.55	\$0.00
			881	RRP HOME ADMINISTRATION	Completed	HOME	\$290,122.00	\$290,122.00	\$0.00
			889	CANCEL	Canceled	CDBG	\$0.00	\$0.00	\$0.00
			918	SOUTHERN OHIO PROPERTY INVESTMENT	Completed	HOME	\$8,000.00	\$8,000.00	\$0.00
			934	3004 ALMS & 1200 LINCOLN AVE HOME-RRP	Completed	HOME	\$56,000.00	\$56,000.00	\$0.00
			935	1333 YARMOUTH-RRP-HOME	Completed	HOME	\$13,000.00	\$13,000.00	\$0.00
			936	3010 VINE STREET-RRP-HOME	Canceled	HOME	\$0.00	\$0.00	\$0.00

U.S. Department of Housing and Urban Development
Office of Community Planning and Development
Integrated Disbursement and Information System
List of Activities By Program Year And Project
CINCINNATI,OH

DATE: 03-29-22
TIME: 15:15
PAGE: 28

Plan Year	IDIS Project	Project	IDIS Activity ID	Activity Name	Activity Status	Program	Funded Amount	Draw Amount	Balance
1998	8	Rental Rehabilitation Program	937	CANCELLED	Canceled	HOME	\$0.00	\$0.00	\$0.00
			962	2846 STANTON-HOME RRP	Completed	HOME	\$13,000.00	\$13,000.00	\$0.00
			970	179 EAST MCMILLAN (RENTAL REHAB)	Completed	HOME	\$78,000.00	\$78,000.00	\$0.00
			971	5655 BRAMBLE AVENUE	Completed	HOME	\$21,000.00	\$21,000.00	\$0.00
			972	3710 PRESIDENT DRIVE	Completed	HOME	\$999,999.53	\$999,999.53	\$0.00
			980	3066-92 KERPER & 3066-3092 MELBOURNE	Completed	HOME	\$232,000.00	\$232,000.00	\$0.00
			983	RRP 5801 RHODE ISLAND AV	Completed	HOME	\$26,000.00	\$26,000.00	\$0.00
			984	RRP 2245 QUEBEC RD.	Completed	HOME	\$13,000.00	\$13,000.00	\$0.00
			985	RRP 5867 MONFORT HILLS DR.	Completed	HOME	\$21,000.00	\$21,000.00	\$0.00
			988	1413-17 W. NORTH BEND RD. RRP	Completed	HOME	\$169,420.00	\$169,420.00	\$0.00
		Project Total					\$2,475,548.08	\$2,475,548.08	\$0.00
	9	Fair Housing Services	752	FAIR HOUSING OPPORTUNITIES MADE EQUAL	Completed	CDBG	\$194,999.80	\$194,999.80	\$0.00
				Project Total			\$194,999.80	\$194,999.80	\$0.00
	10	Central Parkway Towers Subsidy Program	753	CENTRAL PARKWAY TOWERS SUBSIDY PROGRAM	Completed	CDBG	\$79,940.00	\$79,940.00	\$0.00
				Project Total			\$79,940.00	\$79,940.00	\$0.00
	11	Tenant Assistance	754	TENANT ASSISTANCE	Completed	CDBG	\$44,920.68	\$44,920.68	\$0.00
				Project Total			\$44,920.68	\$44,920.68	\$0.00
	12	Code Enforcement Relocation	755	CODE ENFORCEMENT RELOCATION	Completed	CDBG	\$163,786.33	\$163,786.33	\$0.00
				Project Total			\$163,786.33	\$163,786.33	\$0.00
	13	Tenant Representation	756	TENANT REPRESENTATION	Completed	CDBG	\$178,000.00	\$178,000.00	\$0.00
				Project Total			\$178,000.00	\$178,000.00	\$0.00
	14	Concentrated Code Enforcement	757	CONCENTRATED CODE ENFORCEMENT	Completed	CDBG	\$220,000.00	\$220,000.00	\$0.00
				Project Total			\$220,000.00	\$220,000.00	\$0.00
	15	Hazard Abatement Barricade Program	758	HAZARD ABATEMENT BARRICADE PROGRAM	Completed	CDBG	\$420,848.45	\$420,848.45	\$0.00
				Project Total			\$420,848.45	\$420,848.45	\$0.00
	16	Neighborhood Gardens Program	759	NEIGHBORHOOD GARDENS PROGRAM	Completed	CDBG	\$24,500.00	\$24,500.00	\$0.00
				Project Total			\$24,500.00	\$24,500.00	\$0.00
	17	Neighborhood Develop. Corp. (NDC) Support	760	CANCELLED NDC SUPPORT	Canceled	CDBG	\$0.00	\$0.00	\$0.00
			835	NDC SUPPORT	Completed	CDBG	\$460,909.41	\$460,909.41	\$0.00
			914	CANCELLED	Canceled	CDBG	\$0.00	\$0.00	\$0.00
				Project Total			\$460,909.41	\$460,909.41	\$0.00
	18	Technical Assistance to NDCs	761	TECHNICAL ASSISTANCE TO NDCS	Completed	CDBG	\$60,317.32	\$60,317.32	\$0.00
				Project Total			\$60,317.32	\$60,317.32	\$0.00
	19	Housing Development Round Renters	851	HSG.RND.RENTERS PROJECT DELIVERY COSTS	Completed	CDBG	\$153,070.47	\$153,070.47	\$0.00
			931	CANCELLED ACTIVITY	Canceled	CDBG	\$0.00	\$0.00	\$0.00
			982	JORDAN PLACE-PRESERVING AFFORDABLE HOUSI	Completed	CDBG	\$44,954.00	\$44,954.00	\$0.00
			1092	1825 BAYMILLER	Completed	CDBG	\$31,800.00	\$31,800.00	\$0.00
			1095	1123-25 WALNUT ST - HSG RND - RENTERS	Completed	CDBG	\$225,000.00	\$225,000.00	\$0.00

U.S. Department of Housing and Urban Development
Office of Community Planning and Development
Integrated Disbursement and Information System
List of Activities By Program Year And Project
CINCINNATI,OH

DATE: 03-29-22
TIME: 15:15
PAGE: 29

Plan Year	IDIS Project	Project	IDIS Activity ID	Activity Name	Activity Status	Program	Funded Amount	Draw Amount	Balance
1998	19	Housing Development Round Renters	1107	HDRR/FREEMAN AVE PARTNERS IN HOUSING	Completed	HOME	\$354,546.91	\$354,546.91	\$0.00
			1114	HDR-R 34 UNITS IN OVER-THE-RHINE	Completed	HOME	\$244,200.00	\$244,200.00	\$0.00
			1216	HDR-R AVONVIEW APARTMENTS	Completed	HOME	\$51,000.00	\$51,000.00	\$0.00
		Project Total					\$1,104,571.38	\$1,104,571.38	\$0.00
	20	Drop Inn Center -Shelterhouse Volunteer Group	762	DROPINN CTR-SHELTERHOUSE VOLUNTEER GROUP	Completed	CDBG	\$60,000.00	\$60,000.00	\$0.00
							\$60,000.00	\$60,000.00	\$0.00
	21	Talbert House Renovations	763	TALBERT HOUSE RENOVATIONS	Completed	CDBG	\$25,000.00	\$25,000.00	\$0.00
							\$25,000.00	\$25,000.00	\$0.00
	22	Joseph House/Moses House Transitional Hsg. for Homeless Vets	764	JOSEPH/HOUSE MOSES HOUSE	Canceled	CDBG	\$0.00	\$0.00	\$0.00
							\$0.00	\$0.00	\$0.00
	23	First Step Home	765	FIRST STEP HOME	Completed	CDBG	\$71,299.00	\$71,299.00	\$0.00
							\$71,299.00	\$71,299.00	\$0.00
	24	Caracole, Inc.	766	ESG-CARACOLE, INC.	Completed	ESG	\$26,250.00	\$26,250.00	\$0.00
							\$26,250.00	\$26,250.00	\$0.00
	25	Bethany House Services, Inc.	767	ESG-BETHANY HOUSE SERVICES	Completed	ESG	\$49,920.00	\$49,920.00	\$0.00
							\$49,920.00	\$49,920.00	\$0.00
	26	YWCA of Cinti. - Alice Paul House Transitional Living Prog.	768	ESG -ALICE PAUL TRANSITIONAL LIVING PROG	Completed	ESG	\$14,108.50	\$14,108.50	\$0.00
							\$14,108.50	\$14,108.50	\$0.00
	27	Drop Inn Center Shelter	769	ESG DROP INN CENTER SHELTER	Completed	ESG	\$232,960.00	\$232,960.00	\$0.00
							\$232,960.00	\$232,960.00	\$0.00
	28	Lighthouse Youth Services	770	ESG LIGHTHOUSE YOUTH SERVICES	Completed	ESG	\$62,000.00	\$62,000.00	\$0.00
							\$62,000.00	\$62,000.00	\$0.00
	29	Chabad House of Cincinnati - Shelter	771	ESG CHABAD HOUSE OF CINTI - SHELTER	Completed	ESG	\$40,950.00	\$40,950.00	\$0.00
							\$40,950.00	\$40,950.00	\$0.00
	30	Credit Union Services and Economic Education	772	CREDIT UNION SERVICES & ECON. EDUCATION	Completed	CDBG	\$75,000.00	\$75,000.00	\$0.00
							\$75,000.00	\$75,000.00	\$0.00
	31	Back-on-the-Block	773	BACK-ON-THE-BLOCK	Completed	CDBG	\$60,000.00	\$60,000.00	\$0.00
							\$60,000.00	\$60,000.00	\$0.00
	32	Juvenile Delinquency Prevention (CCY)	774	JUVENILE DELINQUENCY PREVENTION (CCY)	Completed	CDBG	\$734,355.00	\$734,355.00	\$0.00
							\$734,355.00	\$734,355.00	\$0.00
	33	Youth Employment Initiative Program	775	YOUTH EMPLOYMENT INITIATIVE PROGRAM	Completed	CDBG	\$250,984.47	\$250,984.47	\$0.00
							\$250,984.47	\$250,984.47	\$0.00
	34	Free Store/Food Bank Window Repair	776	FREE STORE/FOOD BANK WINDOW REPAIR	Completed	CDBG	\$11,700.00	\$11,700.00	\$0.00
							\$11,700.00	\$11,700.00	\$0.00
	35	Franciscan at St. John/Thrift Store Renovation	777	FRANCISCAN ST.JOHN/THRIFT STORE RENOV.	Completed	CDBG	\$62,155.00	\$62,155.00	\$0.00

U.S. Department of Housing and Urban Development
Office of Community Planning and Development
Integrated Disbursement and Information System
List of Activities By Program Year And Project
CINCINNATI,OH

DATE: 03-29-22
TIME: 15:15
PAGE: 30

Plan Year	IDIS Project	Project	IDIS Activity ID	Activity Name	Activity Status	Program	Funded Amount	Draw Amount	Balance
1998	35	Project Total					\$62,155.00	\$62,155.00	\$0.00
	36	IKRON Corp. Renovation	778	IKRON CORP. RENOVATION	Completed	CDBG	\$81,312.00	\$81,312.00	\$0.00
		Project Total					\$81,312.00	\$81,312.00	\$0.00
	37	Human Services Project Implementation	779	HUMAN SERVICES PROJECT DELIVERY COSTS	Completed	CDBG	\$129,457.54	\$129,457.54	\$0.00
		Project Total					\$129,457.54	\$129,457.54	\$0.00
	38	Human Services CDBG & ESG Administration	780	HUMAN SERVICES CDBG & ESG ADMINISTRATION	Completed	CDBG	\$120,000.00	\$120,000.00	\$0.00
		Project Total					\$120,000.00	\$120,000.00	\$0.00
	39	Employment Initiatives/Van Pooling	822	EMPLOYMENT INITIATIVES VANPOOL	Completed	CDBG	\$433,000.00	\$433,000.00	\$0.00
		Project Total					\$433,000.00	\$433,000.00	\$0.00
	40	One Stop Career Center	825	ONE STOP CAREER CENTER	Completed	CDBG	\$200,000.00	\$200,000.00	\$0.00
		Project Total					\$200,000.00	\$200,000.00	\$0.00
	41	PREP, Inc.	820	PREP, INC.	Completed	CDBG	\$155,170.00	\$155,170.00	\$0.00
		Project Total					\$155,170.00	\$155,170.00	\$0.00
	42	Youth Job Training and Litter Control Program	826	JOB TRAINING/LITTER CONTROL	Completed	CDBG	\$125,762.46	\$125,762.46	\$0.00
		Project Total					\$125,762.46	\$125,762.46	\$0.00
	43	Jobs for People	824	JOBS FOR PEOPLE	Completed	CDBG	\$40,000.00	\$40,000.00	\$0.00
		Project Total					\$40,000.00	\$40,000.00	\$0.00
	44	OTR Job Development	823	OTR JOB DEVELOPMENT	Completed	CDBG	\$29,991.48	\$29,991.48	\$0.00
		Project Total					\$29,991.48	\$29,991.48	\$0.00
	45	Equal Business Marketing & Certification (OCCI)	827	EQUAL BUSINESS MARKETING & CERTIFICATION	Completed	CDBG	\$39,715.54	\$39,715.54	\$0.00
		Project Total					\$39,715.54	\$39,715.54	\$0.00
	46	Madisonville Industrial Development Phase III	800	MADISONVILLE PHASE III	Completed	CDBG	\$805,089.62	\$805,089.62	\$0.00
		Project Total					\$805,089.62	\$805,089.62	\$0.00
	47	South Cumminsville Industrial Redevelopment	802	SOUTH CUMMINSVILLE INDUSTRL. REDEVLPMT	Completed	CDBG	\$238,937.25	\$238,937.25	\$0.00
		Project Total					\$238,937.25	\$238,937.25	\$0.00
	48	Swifton Commons Preservation	807	SWIFTON COMMONS PRESERVATION	Canceled	CDBG	\$0.00	\$0.00	\$0.00
		Project Total					\$0.00	\$0.00	\$0.00
	49	NBD Property Holding Account	742	CANCELLED	Canceled	CDBG	\$0.00	\$0.00	\$0.00
			819	NBD PROPERTY HOLDING ACCOUNT	Completed	CDBG	\$10,000.00	\$10,000.00	\$0.00
		Project Total					\$10,000.00	\$10,000.00	\$0.00
	50	Cincinnati Small Business Loan Fund	821	SBLF DELIVERY COSTS	Completed	CDBG	\$659,446.95	\$659,446.95	\$0.00
			836	SBLF STAGGERLEE'S	Completed	CDBG	\$93,300.00	\$93,300.00	\$0.00
			837	SBLF CAFE CINCIN	Completed	CDBG	\$30,000.00	\$30,000.00	\$0.00
			840	SBLF PARKTOWN CAFE	Completed	CDBG	\$159,000.00	\$159,000.00	\$0.00
			841	CANCELLED	Canceled	CDBG	\$0.00	\$0.00	\$0.00
			857	CANCELLED	Canceled	CDBG	\$0.00	\$0.00	\$0.00
			875	CSBLF PIPELINE LIQUORS 241 COURT ST	Completed	CDBG	\$65,000.00	\$65,000.00	\$0.00
			916	SBLF DOPPES SONS LUMBER CO.	Completed	CDBG	\$50,000.00	\$50,000.00	\$0.00

U.S. Department of Housing and Urban Development
Office of Community Planning and Development
Integrated Disbursement and Information System
List of Activities By Program Year And Project
CINCINNATI,OH

DATE: 03-29-22
TIME: 15:15
PAGE: 31

Plan Year	IDIS Project	Project	IDIS Activity ID	Activity Name	Activity Status	Program	Funded Amount	Draw Amount	Balance
1998	50	Cincinnati Small Business Loan Fund	968	SBLF ROBIN COLOR LAB	Completed	CDBG	\$80,000.00	\$80,000.00	\$0.00
			969	SBLF-WAH MEE	Completed	CDBG	\$35,200.00	\$35,200.00	\$0.00
			978	MICHAEL J. LUKEN-SBLF	Completed	CDBG	\$55,000.00	\$55,000.00	\$0.00
			986	SBLF-AVONDALE GRAPHICS CENTER	Completed	CDBG	\$31,875.00	\$31,875.00	\$0.00
			991	CANCELLED	Canceled	CDBG	\$0.00	\$0.00	\$0.00
		Project Total					\$1,258,821.95	\$1,258,821.95	\$0.00
	51	Minority and Women's Business Incubator (CBI Operations)	804	MINORITY/WOMEN'S BUSINESS INCUBATOR	Completed	CDBG	\$240,000.00	\$240,000.00	\$0.00
							\$240,000.00	\$240,000.00	\$0.00
	52	Small Business and MBE/WBE Technical Assistance Program	817	SMALL BUSINESS & MBE/WBE TECH ASSIST	Completed	CDBG	\$96,784.37	\$96,784.37	\$0.00
							\$96,784.37	\$96,784.37	\$0.00
	53	Neighborhood Small Business Division Operation (NSBD)	803	SMALL BUSINESS DIVISION (NBD)	Completed	CDBG	\$240,000.00	\$240,000.00	\$0.00
							\$240,000.00	\$240,000.00	\$0.00
	54	Project IMPACT Over-the-Rhine	818	PROJECT IMPACT OVER-THE-RHINE	Completed	CDBG	\$75,000.00	\$75,000.00	\$0.00
							\$75,000.00	\$75,000.00	\$0.00
	55	Findlay Market House Improvements	805	FINDLAY MARKET HOUSE IMPROVEMENTS	Completed	CDBG	\$477,360.00	\$477,360.00	\$0.00
							\$477,360.00	\$477,360.00	\$0.00
	56	Secton 108 Loan Debt Service	747	DEBT SERVICE PAYMENTS	Completed	CDBG	\$1,539,359.63	\$1,539,359.63	\$0.00
							\$1,539,359.63	\$1,539,359.63	\$0.00
	57	Department and Non-Departmental Accounts	748	PROGRAM ADMIN.	Completed	CDBG	\$2,486,912.17	\$2,486,912.17	\$0.00
							\$2,486,912.17	\$2,486,912.17	\$0.00
	58	Tom Geiger Guest House, Inc.	781	ESG TOM GEIGER GUEST HOUSE	Completed	ESG	\$9,975.00	\$9,975.00	\$0.00
							\$9,975.00	\$9,975.00	\$0.00
	61	Cincinnati Union Bethel Surrogate Parenting Program	782	SURROGATE PARENTING PROGRAM	Completed	CDBG	\$186,706.44	\$186,706.44	\$0.00
							\$186,706.44	\$186,706.44	\$0.00
	62	Memorial Community Center	783	MEMORIAL COMMUNITY CENTER	Completed	CDBG	\$58,000.00	\$58,000.00	\$0.00
							\$58,000.00	\$58,000.00	\$0.00
	63	Adolph Frazier Treatment Home for Youth	784	ADOLPH FRAZIER TREATMENT HOME	Completed	CDBG	\$45,366.01	\$45,366.01	\$0.00
							\$45,366.01	\$45,366.01	\$0.00
	64	SARA	785	SPIRIT APPL. RECOVERING ADDICTS(SARA)	Completed	CDBG	\$105,750.00	\$105,750.00	\$0.00
							\$105,750.00	\$105,750.00	\$0.00
	65	Anna Louise Inn Family Living Center	786	ANNA LOUISE INN FAMILY LIVING	Completed	CDBG	\$45,000.00	\$45,000.00	\$0.00
							\$45,000.00	\$45,000.00	\$0.00
	66	Caracole CDBG	787	CARACOLE	Completed	CDBG	\$30,000.00	\$30,000.00	\$0.00
							\$30,000.00	\$30,000.00	\$0.00
	68	Santa Maria Community Services	740	CANCELLED	Canceled	CDBG	\$0.00	\$0.00	\$0.00

U.S. Department of Housing and Urban Development
Office of Community Planning and Development
Integrated Disbursement and Information System
List of Activities By Program Year And Project
CINCINNATI,OH

DATE: 03-29-22
TIME: 15:15
PAGE: 32

Plan Year	IDIS Project	Project	IDIS Activity ID	Activity Name	Activity Status	Program	Funded Amount	Draw Amount	Balance
1998	68	Santa Maria Community Services	788	SANTA MARIA COMMUNITY SERVICES	Completed	CDBG	\$47,699.69	\$47,699.69	\$0.00
			882	CANCEL	Canceled	CDBG	\$0.00	\$0.00	\$0.00
		Project Total					\$47,699.69	\$47,699.69	\$0.00
	69	Services United for Mothers and Adolescents, Inc. (SUMA)	789	SERVICES UNITED FOR MOTHERS/ADOLESCENTS	Completed	CDBG	\$40,000.00	\$40,000.00	\$0.00
		Project Total					\$40,000.00	\$40,000.00	\$0.00
	70	Winton Hills Medical Center	790	WINTON HILLS MEDICAL CENTER	Completed	CDBG	\$83,200.00	\$83,200.00	\$0.00
		Project Total					\$83,200.00	\$83,200.00	\$0.00
	71	Mt. Auburn Health Center	791	CANCELLED	Canceled	CDBG	\$0.00	\$0.00	\$0.00
		Project Total					\$0.00	\$0.00	\$0.00
	72	YMCA/Christ Child Day Nursery	792	YMCA/CHRIST CHILD DAY NURSERY	Completed	CDBG	\$89,338.96	\$89,338.96	\$0.00
		Project Total					\$89,338.96	\$89,338.96	\$0.00
	73	House of Refuge Missions, Inc.	793	HOUSE OF REFUGE MISSIONS, INC.	Canceled	CDBG	\$0.00	\$0.00	\$0.00
		Project Total					\$0.00	\$0.00	\$0.00
	74	Franciscan St. John/Temporary Housing	794	FRANCISCAN ST. JOHN/TEMPORARY HOUSING	Completed	ESG	\$10,500.00	\$10,500.00	\$0.00
		Project Total					\$10,500.00	\$10,500.00	\$0.00
	75	Joseph House/Moses House	795	JOSEPH HOUSE/MOSES HOUSE	Completed	ESG	\$14,832.36	\$14,832.36	\$0.00
		Project Total					\$14,832.36	\$14,832.36	\$0.00
	76	NBD-Northside Phase III Streetscape Improvements	842	NORTHSIDE STREETSCAPE PHASE III	Completed	CDBG	\$214,417.84	\$214,417.84	\$0.00
		Project Total					\$214,417.84	\$214,417.84	\$0.00
	77	NBD-Avondale Burnet Ave. Land Acquisition	808	AVONDALE BURNET AVE LAND ACQUISITION	Canceled	CDBG	\$0.00	\$0.00	\$0.00
			809	CANCELLED	Canceled	CDBG	\$0.00	\$0.00	\$0.00
			1199	NANNY'S MULTI LEVEL LEARNING CTR GRANT	Completed	CDBG	\$140,000.00	\$140,000.00	\$0.00
		Project Total					\$140,000.00	\$140,000.00	\$0.00
	78	NBD-Avondale Urban Design Consultant	810	AVONDALE URBAN DESIGN CONSULTANT (NBD)	Completed	CDBG	\$2,529.73	\$2,529.73	\$0.00
		Project Total					\$2,529.73	\$2,529.73	\$0.00
	79	NBD- Walnut Hills Florist Expansion	811	CANCELED	Canceled	CDBG	\$0.00	\$0.00	\$0.00
			864	CANCELLED	Canceled	CDBG	\$0.00	\$0.00	\$0.00
		Project Total					\$0.00	\$0.00	\$0.00
	80	NBD-O'Bryonville Streetscape Phase II	806	O'BRYONVILLE STSCAPE PHASE III (NBD)	Completed	CDBG	\$81,800.00	\$81,800.00	\$0.00
		Project Total					\$81,800.00	\$81,800.00	\$0.00
	81	NBD-Winton Place Business District Parking	813	WINTON PL. BUS. DIST. PARKING	Completed	CDBG	\$67,557.55	\$67,557.55	\$0.00
		Project Total					\$67,557.55	\$67,557.55	\$0.00
	82	NBD-Urban Design Paddock Hills	814	URBAN DESIGN PADDOCK HILLS	Completed	CDBG	\$31,500.00	\$31,500.00	\$0.00
		Project Total					\$31,500.00	\$31,500.00	\$0.00
	83	NBD-Clifton Heights Business District Plan	815	CLIFTON HEIGHTS BUSINESS DISTRICT PLAN	Completed	CDBG	\$52,500.00	\$52,500.00	\$0.00
		Project Total					\$52,500.00	\$52,500.00	\$0.00
	84	NBD-East Walnut Hills Facade Improvement	812	E WALNUT HILLS FACADE IMPROVEMENT (NBD)	Completed	CDBG	\$50,500.00	\$50,500.00	\$0.00

U.S. Department of Housing and Urban Development
Office of Community Planning and Development
Integrated Disbursement and Information System
List of Activities By Program Year And Project
CINCINNATI,OH

DATE: 03-29-22
TIME: 15:15
PAGE: 33

Plan Year	IDIS Project	Project	IDIS Activity ID	Activity Name	Activity Status	Program	Funded Amount	Draw Amount	Balance
1998	84	Project Total					\$50,500.00	\$50,500.00	\$0.00
	85	OTR Main Street Public Improvements	816	OTR MAIN STREET PUBLIC IMPROVEMENTS	Completed	CDBG	\$246,970.00	\$246,970.00	\$0.00
		Project Total					\$246,970.00	\$246,970.00	\$0.00
	86	NBD - Madisonville Civic Center Phase III	801	MADISONVILLE CIVIC CENTER PHASE III	Completed	CDBG	\$54,001.39	\$54,001.39	\$0.00
		Project Total					\$54,001.39	\$54,001.39	\$0.00
	88	WILMER AVENUE DEVELOPMENT	850	WILMER AVENUE DEVELOPMENT	Completed	CDBG	\$60,000.00	\$60,000.00	\$0.00
		Project Total					\$60,000.00	\$60,000.00	\$0.00
	89	PLEASANT STREET HOMEOWNER ASSISTANCE	863	CANCEL	Canceled	CDBG	\$0.00	\$0.00	\$0.00
		Project Total					\$0.00	\$0.00	\$0.00
	90	OWNING THE REALTY ASSISTANCE	865	OWNING THE REALTY ASSISTANCE	Canceled	CDBG	\$0.00	\$0.00	\$0.00
			926	CANCELLED	Canceled	CDBG	\$0.00	\$0.00	\$0.00
		Project Total					\$0.00	\$0.00	\$0.00
	91	ESG-INTERFAITH	877	ESG-INTERFAITH	Completed	ESG	\$25,000.00	\$25,000.00	\$0.00
		Project Total					\$25,000.00	\$25,000.00	\$0.00
	92	ESG-SHELTER ADMINSTRATIVE CAPACITY BUILDING	878	ESG-SHELTER ADMINISTRATION	Completed	ESG	\$15,000.00	\$15,000.00	\$0.00
		Project Total					\$15,000.00	\$15,000.00	\$0.00
	93	ESG-EMERGENCY REPAIRS	879	ESG-EMEGENCY REPAIRS-ONE TIME NEEDS	Completed	ESG	\$31,220.72	\$31,220.72	\$0.00
		Project Total					\$31,220.72	\$31,220.72	\$0.00
	95	HOPWA-RESOURCE IDENTIFICATION	956	HOPWA RESOURCE IDENTIFICATION	Completed	HOPWA	\$19,855.00	\$19,855.00	\$0.00
		Project Total					\$19,855.00	\$19,855.00	\$0.00
	96	HOPWA-CONTINUATION SERVICES-NORTHERN KENTUCKY	957	HOPWA-CONT'U SERVICE N. KENTUCKY	Completed	HOPWA	\$20,088.00	\$20,088.00	\$0.00
		Project Total					\$20,088.00	\$20,088.00	\$0.00
	97	HOPWA FUNDS DISTRIBUTION PROCESS & STRATEGY	954	HOPWA FUNDS DISTRIBUTION PROCESS & STRAT	Completed	HOPWA	\$15,000.00	\$15,000.00	\$0.00
		Project Total					\$15,000.00	\$15,000.00	\$0.00
	98	HOPWA CITY COSTS	955	HOPWA CITY ADMINISTRATION FEE	Completed	HOPWA	\$10,800.00	\$10,800.00	\$0.00
		Project Total					\$10,800.00	\$10,800.00	\$0.00
	99	HOPWA-UNALLOCATED AMOUNT	958	CANCELLED	Canceled	ESG	\$0.00	\$0.00	\$0.00
		Project Total					\$0.00	\$0.00	\$0.00
	100	WALNUT HILLS RF OFFICE PARKING LOT	973	WAL. HILLS R.F. PARKING LOT	Completed	CDBG	\$46,000.00	\$46,000.00	\$0.00
		Project Total					\$46,000.00	\$46,000.00	\$0.00
	101	WALNUT HILLS MEDICAL SERV BLDG PK LOT	974	WALNUT HILLS MEDICAL CENTER PARKING	Completed	CDBG	\$46,000.00	\$46,000.00	\$0.00
		Project Total					\$46,000.00	\$46,000.00	\$0.00
	102	RAPID EXIT PROGRAM	1197	RAPID EXIT PROGRAM	Completed	ESG	\$246,538.31	\$246,538.31	\$0.00
		Project Total					\$246,538.31	\$246,538.31	\$0.00
	103	FRIARS CLUB BOILER REPLACEMENT	1198	FRIARS CLUB BOILER REPLACEMENT	Completed	ESG	\$5,970.00	\$5,970.00	\$0.00

U.S. Department of Housing and Urban Development
Office of Community Planning and Development
Integrated Disbursement and Information System
List of Activities By Program Year And Project
CINCINNATI,OH

DATE: 03-29-22
TIME: 15:15
PAGE: 34

Plan Year	IDIS Project	Project	IDIS Activity ID	Activity Name	Activity Status	Program	Funded Amount	Draw Amount	Balance
1998	103	Project Total					\$5,970.00	\$5,970.00	\$0.00
	104	CBI INCUBATOR FACILITY ACQUISITION	1200	CBI BUILDING ACQUISITION	Completed	CDBG	\$450,000.00	\$450,000.00	\$0.00
		Project Total					\$450,000.00	\$450,000.00	\$0.00
						CDBG	\$21,271,862.28	\$21,271,862.28	\$0.00
						ESG	\$785,224.89	\$785,224.89	\$0.00
						HOME	\$3,105,288.44	\$3,105,288.44	\$0.00
						HOPWA	\$65,743.00	\$65,743.00	\$0.00
	Program Total								
	1998 Total						\$25,228,118.61	\$25,228,118.61	\$0.00
1999	1	Housing Maintenance Services	992	HOUSING MAINTENANCE SERVICES	Completed	CDBG	\$1,613,988.42	\$1,613,988.42	\$0.00
		Project Total					\$1,613,988.42	\$1,613,988.42	\$0.00
	2	Homeowner Rehabilitation Loan Program	993	CANCELLED	Canceled	CDBG	\$0.00	\$0.00	\$0.00
			994	HRLP DELIVERY COSTS	Completed	CDBG	\$1,134,773.01	\$1,134,773.01	\$0.00
			995	HRLP SINGLE UNIT REHAB	Completed	CDBG	\$963,820.79	\$963,820.79	\$0.00
			1112	HRLP 919-921 ROGERS PLACE	Completed	CDBG	\$6,593.00	\$6,593.00	\$0.00
		Project Total					\$2,105,186.80	\$2,105,186.80	\$0.00
	3	Housing Counseling Services	996	HOUSING COUNSELING SERVICES	Completed	CDBG	\$90,000.00	\$90,000.00	\$0.00
		Project Total					\$90,000.00	\$90,000.00	\$0.00
	4	Housing Development Round Homeowners	997	HOUSING ROUND - HOMEOWNERS DELIVERY	Completed	CDBG	\$244,590.61	\$244,590.61	\$0.00
			1106	HDRH/2461 NORTH BEND ROAD	Completed	HOME	\$314,430.00	\$314,430.00	\$0.00
			1203	HRH-1241 BATES AVENUE	Completed	CDBG	\$29,000.00	\$29,000.00	\$0.00
			1219	HDRH-3414 OSAGE AVE	Completed	HOME	\$25,000.00	\$25,000.00	\$0.00
			1220	TAFT ROAD TOWN HOMES	Completed	HOME	\$729,133.50	\$729,133.50	\$0.00
			3200	HDRH-3412 OSAGE AVE	Completed	HOME	\$25,000.00	\$25,000.00	\$0.00
		Project Total					\$1,367,154.11	\$1,367,154.11	\$0.00
	5	Single Family Homesteading	998	HOMESTEAD DELIVERY COSTS	Completed	CDBG	\$657,102.87	\$657,102.87	\$0.00
			999	HOMESTEADING LOW MOD ACQUISITION	Completed	CDBG	\$284,620.20	\$284,620.20	\$0.00
			1083	CANCELLED	Canceled	CDBG	\$0.00	\$0.00	\$0.00
		Project Total					\$941,723.07	\$941,723.07	\$0.00
	6	Down Payment Assistance	1000	DOWN PAYMENT ASSISTANCE	Completed	CDBG	\$130,000.00	\$130,000.00	\$0.00
		Project Total					\$130,000.00	\$130,000.00	\$0.00
	7	Homeownership/Neighborhood Revitalization	1001	HOMEOWN/NR DELIVERY	Completed	CDBG	\$58,617.27	\$58,617.27	\$0.00
		Project Total					\$58,617.27	\$58,617.27	\$0.00
	8	Rental Rehab Program	1002	RENTAL REHAB DELIVERY	Completed	CDBG	\$157,278.78	\$157,278.78	\$0.00
			1258	RRP 2859,2869-71,3205 COLERAIN AVE.	Completed	HOME	\$386,000.00	\$386,000.00	\$0.00
			1259	RRP 3378 MCHENRY AVE	Completed	HOME	\$92,000.00	\$92,000.00	\$0.00
		Project Total					\$635,278.78	\$635,278.78	\$0.00
	9	Fair Housing Services-Housing Opportunities Made Equal	1003	FAIR HSG SERV-HOME	Completed	CDBG	\$195,000.00	\$195,000.00	\$0.00

U.S. Department of Housing and Urban Development
Office of Community Planning and Development
Integrated Disbursement and Information System
List of Activities By Program Year And Project
CINCINNATI,OH

DATE: 03-29-22
TIME: 15:15
PAGE: 35

Plan Year	IDIS Project	Project	IDIS Activity ID	Activity Name	Activity Status	Program	Funded Amount	Draw Amount	Balance
1999	9	Project Total					\$195,000.00	\$195,000.00	\$0.00
	10	Central Parkway Towers Emergency Housing	1004	CENTRAL PKWY TWRS EMERG HSG	Completed	CDBG	\$78,140.00	\$78,140.00	\$0.00
		Project Total					\$78,140.00	\$78,140.00	\$0.00
	11	Tenant Assistance (Law Department)	1005	TENANT ASSISTANCE (LAW)	Completed	CDBG	\$41,109.07	\$41,109.07	\$0.00
		Project Total					\$41,109.07	\$41,109.07	\$0.00
	12	Code Enforcement Relocation (Law Department)	1006	CODE ENFORCE RELOCAT (LAW)	Completed	CDBG	\$148,892.34	\$148,892.34	\$0.00
		Project Total					\$148,892.34	\$148,892.34	\$0.00
	13	Tenant Representation-Legal Aid Society	1007	TENANT REPRESENT - LEGAL AID SOCIETY	Completed	CDBG	\$177,999.70	\$177,999.70	\$0.00
		Project Total					\$177,999.70	\$177,999.70	\$0.00
	14	Concentrated Code Enforcement (Buildings & Inspections)	1008	CONCENTRATED CODE ENFORCEMENT	Completed	CDBG	\$220,000.00	\$220,000.00	\$0.00
		Project Total					\$220,000.00	\$220,000.00	\$0.00
	15	Hazard Abatement Barricade Program(Buildings & Inspections)	1074	HAZARD ABATEMENT BARRICADE	Completed	CDBG	\$306,300.00	\$306,300.00	\$0.00
		Project Total					\$306,300.00	\$306,300.00	\$0.00
	16	Neighborhood Gardens	1009	NEIGHBORHOOD GARDENS	Completed	CDBG	\$30,000.00	\$30,000.00	\$0.00
		Project Total					\$30,000.00	\$30,000.00	\$0.00
	17	Neighborhood Development Corporation (NDC) Support	1010	NEGHBRHD DEVLPT CORP. (NDC)	Completed	CDBG	\$416,606.32	\$416,606.32	\$0.00
		Project Total					\$416,606.32	\$416,606.32	\$0.00
	18	Technical Assistance to Neighborhood Development Corps.	1011	TECH. ASSIST. NEIGHBRHD. DEVLPT.	Completed	CDBG	\$99,917.32	\$99,917.32	\$0.00
		Project Total					\$99,917.32	\$99,917.32	\$0.00
	19	Housing Development Round Renters	1012	HSG RND RENT DELIV	Completed	CDBG	\$189,394.99	\$189,394.99	\$0.00
			1073	2378-84 PARK AVENUE(HSG. ROUND RENTER)	Completed	CDBG	\$11,140.00	\$11,140.00	\$0.00
			1111	HDR-R EMERY CENTER APARTMENTS-HSG RND 7	Completed	CDBG	\$400,000.00	\$400,000.00	\$0.00
			1201	HOUSING ROUND VI - AVONVIEW	Canceled	CDBG	\$0.00	\$0.00	\$0.00
		Project Total					\$600,534.99	\$600,534.99	\$0.00
	20	Drop Inn Center/Transitional Housing	1013	DROP INN CTR/TRANSITIONAL HSG	Completed	CDBG	\$220,000.00	\$220,000.00	\$0.00
		Project Total					\$220,000.00	\$220,000.00	\$0.00
	21	Courage House Rehabilitation	880	ESG-COURAGE HOUSE	Canceled	ESG	\$0.00	\$0.00	\$0.00
			1014	COURAGE HOUSE REHABILITATION	Canceled	CDBG	\$0.00	\$0.00	\$0.00
		Project Total					\$0.00	\$0.00	\$0.00
	22	Serenity Square - Transitional Housing	1015	SERENITY SQUARE-TRANSITIONAL HSG	Canceled	CDBG	\$0.00	\$0.00	\$0.00
		Project Total					\$0.00	\$0.00	\$0.00
	23	Tender Mercies, Inc. Transitional Housing	1016	TENDER MERCIES, INC. TRANS. HSG.	Completed	CDBG	\$200,000.00	\$200,000.00	\$0.00
		Project Total					\$200,000.00	\$200,000.00	\$0.00
	24	Friendship House	1017	FRIENDSHIP HOUSE	Canceled	CDBG	\$0.00	\$0.00	\$0.00

U.S. Department of Housing and Urban Development
Office of Community Planning and Development
Integrated Disbursement and Information System
List of Activities By Program Year And Project
CINCINNATI,OH

DATE: 03-29-22
TIME: 15:15
PAGE: 36

Plan Year	IDIS Project	Project	IDIS Activity ID	Activity Name	Activity Status	Program	Funded Amount	Draw Amount	Balance
1999	24	Project Total					\$0.00	\$0.00	\$0.00
	27	Rental Rehab Program	1072	819-21 ELBERON AVE (HOME RENTAL REHAB)	Completed	HOME	\$78,000.00	\$78,000.00	\$0.00
			1084	5406-08 READING RD RRP	Completed	HOME	\$16,000.00	\$16,000.00	\$0.00
			1085	1259-61 RUTLEDGE AVE.	Completed	HOME	\$16,000.00	\$16,000.00	\$0.00
			1088	GARY WRIGHT	Completed	HOME	\$21,000.00	\$21,000.00	\$0.00
			1091	CANCELLED ACTIVITY	Canceled	HOME	\$0.00	\$0.00	\$0.00
			1096	651 E. MCMILLAN ST - RRP	Completed	HOME	\$78,000.00	\$78,000.00	\$0.00
			1100	117 MALVEN PLACE	Canceled	HOME	\$0.00	\$0.00	\$0.00
			1101	*RP 1410 YARMOUTH AVENUE	Completed	HOME	\$21,900.00	\$21,900.00	\$0.00
			1102	RRP 3510 RAVENWOOD LLC	Canceled	HOME	\$0.00	\$0.00	\$0.00
			1104	RRP 748 RIDGEWAY AV	Completed	HOME	\$48,000.00	\$48,000.00	\$0.00
			1109	RRP-STEWART MANOR	Completed	HOME	\$377,000.00	\$377,000.00	\$0.00
			1110	7875-91 READING RD.	Completed	HOME	\$200,000.00	\$200,000.00	\$0.00
			1202	CINTI HOUSING LTD II	Completed	HOME	\$402,000.00	\$402,000.00	\$0.00
		Project Total					\$1,257,900.00	\$1,257,900.00	\$0.00
	28	Lincoln Court Development	1018	CANCELLED	Canceled	HOME	\$0.00	\$0.00	\$0.00
		Project Total					\$0.00	\$0.00	\$0.00
	29	Caracole, Inc.	1019	ESG CARACOLE, INC.	Completed	ESG	\$27,560.00	\$27,560.00	\$0.00
		Project Total					\$27,560.00	\$27,560.00	\$0.00
	30	Bethany House Services, Inc.	1020	ESG BETHANY HOUSE SERV. INC.	Completed	ESG	\$48,000.00	\$48,000.00	\$0.00
		Project Total					\$48,000.00	\$48,000.00	\$0.00
	31	YWCA -Alice Paul Transitional Living Program	1021	ESG YWCA A. PAUL TRANS. LIV. PROG.	Completed	ESG	\$18,700.00	\$18,700.00	\$0.00
		Project Total					\$18,700.00	\$18,700.00	\$0.00
	32	Interfaith Hospitality Network	1022	ESG INTERFAITH HOSPITALILTY NETWORK	Completed	ESG	\$10,000.00	\$10,000.00	\$0.00
		Project Total					\$10,000.00	\$10,000.00	\$0.00
	33	Drop Inn Center Shelter	1023	ESG DROP INN CENTER SHELTER	Completed	ESG	\$199,000.00	\$199,000.00	\$0.00
		Project Total					\$199,000.00	\$199,000.00	\$0.00
	34	Franciscan at St. John Temporary Housing	1024	ESG FRANCISCAN ST. JOHN TEMP HSG	Completed	ESG	\$11,000.00	\$11,000.00	\$0.00
		Project Total					\$11,000.00	\$11,000.00	\$0.00
	35	Joseph House/Moses Housing	1025	ESG JOSEPH HOUSE/MOSES HOUSE	Canceled	ESG	\$0.00	\$0.00	\$0.00
		Project Total					\$0.00	\$0.00	\$0.00
	36	Chabad House Shelter	1026	ESG CHABAD HOUSE SHELTER	Completed	ESG	\$41,652.01	\$41,652.01	\$0.00
		Project Total					\$41,652.01	\$41,652.01	\$0.00
	37	Lighthouse Youth Services, Inc.	1027	ESG LIGHTHOUSE YOUTH SERVICES, INC.	Completed	ESG	\$62,000.00	\$62,000.00	\$0.00
		Project Total					\$62,000.00	\$62,000.00	\$0.00
	38	Tom Geiger Guest House, Inc.	1028	ESG TOM GEIGER GUEST HOUSE, INC.	Completed	ESG	\$16,300.00	\$16,300.00	\$0.00
		Project Total					\$16,300.00	\$16,300.00	\$0.00
	39	AIDS VOLUNTEERS OF CINCINNATI (AVOC)	1029	HOPWA AVOC	Completed	HOPWA	\$112,455.00	\$112,455.00	\$0.00

U.S. Department of Housing and Urban Development
Office of Community Planning and Development
Integrated Disbursement and Information System
List of Activities By Program Year And Project
CINCINNATI,OH

DATE: 03-29-22
TIME: 15:15
PAGE: 37

Plan Year	IDIS Project	Project	IDIS Activity ID	Activity Name	Activity Status	Program	Funded Amount	Draw Amount	Balance
1999	39	Project Total					\$112,455.00	\$112,455.00	\$0.00
	40	Caracole, Inc.	1030	HOPWA CARACOLE, INC.	Completed	HOPWA	\$149,835.00	\$149,835.00	\$0.00
		Project Total					\$149,835.00	\$149,835.00	\$0.00
	41	NORTHERN KENTUCKY INDEPENDENT DISTRICT HEALTH DEPARTMENT	1031	N. KY. HEALTH DEPT.	Completed	HOPWA	\$42,347.47	\$42,347.47	\$0.00
		Project Total					\$42,347.47	\$42,347.47	\$0.00
	42	City Administration Costs	1032	HOPWA CITY ADMIN. COSTS	Completed	HOPWA	\$10,800.00	\$10,800.00	\$0.00
		Project Total					\$10,800.00	\$10,800.00	\$0.00
	44	Credit Union Services & Economic Education	1033	CREDIT UNION SERVICES & ECON. EDUC.	Completed	CDBG	\$75,000.00	\$75,000.00	\$0.00
		Project Total					\$75,000.00	\$75,000.00	\$0.00
	45	Back-on-the-Block	1034	BACK-ON-THE-BLOCK	Completed	CDBG	\$60,000.00	\$60,000.00	\$0.00
		Project Total					\$60,000.00	\$60,000.00	\$0.00
	46	Juvenile Delinquency Prevention	1035	JUVENILE DELINQUENCY PREVENTION	Completed	CDBG	\$733,259.19	\$733,259.19	\$0.00
		Project Total					\$733,259.19	\$733,259.19	\$0.00
	47	It Takes A Village Parenting Program	1036	IT TAKES A VILLAGE PARENTING PROGRAM	Completed	CDBG	\$190,289.72	\$190,289.72	\$0.00
		Project Total					\$190,289.72	\$190,289.72	\$0.00
	48	Youth Employment Initiative Program	1037	YOUTH EMPLOYMENT INITIATIVE PROGRAM	Completed	CDBG	\$328,775.00	\$328,775.00	\$0.00
		Project Total					\$328,775.00	\$328,775.00	\$0.00
	49	Human Services CDBG & ESG Administration	1038	HUMAN SERV. CDBG & ESG ADMIN.	Completed	CDBG	\$150,000.00	\$150,000.00	\$0.00
		Project Total					\$150,000.00	\$150,000.00	\$0.00
	50	Memorial Community Center	1039	MEMORIAL COMMUNITY CENTER	Completed	CDBG	\$18,002.68	\$18,002.68	\$0.00
		Project Total					\$18,002.68	\$18,002.68	\$0.00
	51	Sedamsville/Santa Maria Community Services	1040	SEDAMSVILLE/SANTA MARIA COMMUNITY SERV	Completed	CDBG	\$103,100.00	\$103,100.00	\$0.00
		Project Total					\$103,100.00	\$103,100.00	\$0.00
	52	Tom Geiger Guest House	1041	TOM GEIGER GUEST HOUSE	Completed	CDBG	\$15,000.00	\$15,000.00	\$0.00
		Project Total					\$15,000.00	\$15,000.00	\$0.00
	53	Viola's Rec Room Phase II	1042	VIOLA'S REC ROOM PHASE II	Completed	CDBG	\$94,500.00	\$94,500.00	\$0.00
		Project Total					\$94,500.00	\$94,500.00	\$0.00
	54	Positive Beginnings Phase II	1043	POSITIVE BEGINNINGS PHASE II	Completed	CDBG	\$28,034.38	\$28,034.38	\$0.00
		Project Total					\$28,034.38	\$28,034.38	\$0.00
	55	Mallory Center Phase II Improvements	1044	MALLORY CENTER PHASE II IMPROVEMENTS	Completed	CDBG	\$30,000.00	\$30,000.00	\$0.00
		Project Total					\$30,000.00	\$30,000.00	\$0.00
	56	Employment Initiatives/Vanpooling	1045	EMPLOYMENT INITATIVES/VANPOOLING	Completed	CDBG	\$435,000.00	\$435,000.00	\$0.00
		Project Total					\$435,000.00	\$435,000.00	\$0.00
	57	Cincinnati Career Resource Center	1046	CINCINNATI CAREER RESOURCE CTR	Completed	CDBG	\$163,400.00	\$163,400.00	\$0.00
		Project Total					\$163,400.00	\$163,400.00	\$0.00
	58	PREP, Inc.	1047	PREP, INC.	Completed	CDBG	\$110,640.00	\$110,640.00	\$0.00

U.S. Department of Housing and Urban Development
Office of Community Planning and Development
Integrated Disbursement and Information System
List of Activities By Program Year And Project
CINCINNATI,OH

DATE: 03-29-22
TIME: 15:15
PAGE: 38

Plan Year	IDIS Project	Project	IDIS Activity ID	Activity Name	Activity Status	Program	Funded Amount	Draw Amount	Balance
1999	58	Project Total					\$110,640.00	\$110,640.00	\$0.00
	59	Job Training and Litter Control Program	1048	JOB TRAINING & LITTER CTRL PROG.	Completed	CDBG	\$130,000.00	\$130,000.00	\$0.00
		Project Total					\$130,000.00	\$130,000.00	\$0.00
	60	Madisonville Industrial Development Phase II	1049	MADISONVILLE - CORSICA HOLLOW	Completed	CDBG	\$149,871.63	\$149,871.63	\$0.00
		Project Total					\$149,871.63	\$149,871.63	\$0.00
	61	NDB-Northside Phase II Streetscape	1050	NBD NORTHSIDE PHASE II STREETSCAPE	Completed	CDBG	\$523,200.00	\$523,200.00	\$0.00
		Project Total					\$523,200.00	\$523,200.00	\$0.00
	62	NDB-OTR Vine Street Facade	1051	NBD OTR VINE ST FACADE	Completed	CDBG	\$133,848.75	\$133,848.75	\$0.00
			1206	1201 VINE STREET	Canceled	CDBG	\$0.00	\$0.00	\$0.00
		Project Total					\$133,848.75	\$133,848.75	\$0.00
	63	NBD-Hoffner Park Pavers	1052	NBD-HOFFNER PARK PAVERS	Completed	CDBG	\$9,605.61	\$9,605.61	\$0.00
		Project Total					\$9,605.61	\$9,605.61	\$0.00
	64	NBD-Montgomery Road NBD Streetscape I	1053	NBD MONTGOMERY RD STREETSCAPE I	Completed	CDBG	\$32,136.65	\$32,136.65	\$0.00
		Project Total					\$32,136.65	\$32,136.65	\$0.00
	65	NBD-4896 Reading Road	1054	NBD 4896 READING ROAD	Completed	CDBG	\$111,133.11	\$111,133.11	\$0.00
		Project Total					\$111,133.11	\$111,133.11	\$0.00
	66	Property Holding Account	1055	NBD PROPERTY HOLDING ACCOUNT	Completed	CDBG	\$9,879.09	\$9,879.09	\$0.00
		Project Total					\$9,879.09	\$9,879.09	\$0.00
	67	Reading Road Corridor Plan	1056	READING RD CORRIDOR PLAN	Completed	CDBG	\$26,760.00	\$26,760.00	\$0.00
		Project Total					\$26,760.00	\$26,760.00	\$0.00
	68	Robertson Ave. Urban Renewal Plan	1057	ROBERTSON AVE. URBAN RENEWAL PLAN	Completed	CDBG	\$28,456.54	\$28,456.54	\$0.00
		Project Total					\$28,456.54	\$28,456.54	\$0.00
	69	Cincinnati Small Business Loan Fund	1058	SBLF DELIVERY	Completed	CDBG	\$198,723.59	\$198,723.59	\$0.00
			1093	BIOSTART PHASE II	Completed	CDBG	\$349,868.00	\$349,868.00	\$0.00
			1105	SEEDSOWERS, INC DBA IN GOD'S HANDS	Completed	CDBG	\$44,310.00	\$44,310.00	\$0.00
			1115	CSBLF DIGITAL RHINE DEVELOPMENT	Canceled	CDBG	\$0.00	\$0.00	\$0.00
			1214	SBLF CAFE CIN CIN	Completed	CDBG	\$99,932.00	\$99,932.00	\$0.00
			1404	EBL WHOLEMAN CARE ENTERPRISES (WILLIAMS)	Completed	CDBG	\$50,000.00	\$50,000.00	\$0.00
			1410	EBL-CLUBHEAD, INC.	Completed	CDBG	\$50,000.00	\$50,000.00	\$0.00
			1411	EBL-SILVERGLADE'S OF FINDLAY MARKET	Completed	CDBG	\$50,000.00	\$50,000.00	\$0.00
			1412	EBL-RHONDA POWELL DBA THE RIGHT CUTT	Completed	CDBG	\$10,000.00	\$10,000.00	\$0.00
		Project Total					\$852,833.59	\$852,833.59	\$0.00
	70	Cincinnati Business Incubator (CBI)	1059	CINCINNATI BUSINESS INCUBATOR (CBI)	Completed	CDBG	\$240,000.00	\$240,000.00	\$0.00
		Project Total					\$240,000.00	\$240,000.00	\$0.00
	71	Small Business Technical Assistance Program	1060	SM. BUS. TECH. ASSIST. PROG.	Completed	CDBG	\$72,129.51	\$72,129.51	\$0.00
		Project Total					\$72,129.51	\$72,129.51	\$0.00
	72	Neighborhood Small Business Division Operations	1061	NEIGHBRHD SM. BUS. DIV. OPER.	Completed	CDBG	\$260,000.00	\$260,000.00	\$0.00
		Project Total					\$260,000.00	\$260,000.00	\$0.00

U.S. Department of Housing and Urban Development
Office of Community Planning and Development
Integrated Disbursement and Information System
List of Activities By Program Year And Project
CINCINNATI,OH

DATE: 03-29-22
TIME: 15:15
PAGE: 39

Plan Year	IDIS Project	Project	IDIS Activity ID	Activity Name	Activity Status	Program	Funded Amount	Draw Amount	Balance
1999	73	Jobs For People	1062	JOBS FOR PEOPLE	Completed	CDBG	\$40,000.00	\$40,000.00	\$0.00
		Project Total					\$40,000.00	\$40,000.00	\$0.00
	74	Equal Business Marketing and Certification (OCCI)	1063	EQUAL BUS. MARKET. & CERT. (OCCI)	Completed	CDBG	\$20,000.00	\$20,000.00	\$0.00
		Project Total					\$20,000.00	\$20,000.00	\$0.00
	75	Micro Loan Program	1064	MICRO LOAN PROGRAM	Completed	CDBG	\$78,586.87	\$78,586.87	\$0.00
		Project Total					\$78,586.87	\$78,586.87	\$0.00
	76	OTR Main Street Streetscape	1065	OTR MAIN ST. STREETSCAPE	Completed	CDBG	\$250,000.00	\$250,000.00	\$0.00
		Project Total					\$250,000.00	\$250,000.00	\$0.00
	77	OTR Comprehensive Plan	1066	OTR COMPREHENSIVE PLAN	Completed	CDBG	\$98,285.42	\$98,285.42	\$0.00
		Project Total					\$98,285.42	\$98,285.42	\$0.00
	78	Project IMPACT OTR	1067	PROJECT IMPACT OTR	Completed	CDBG	\$74,150.00	\$74,150.00	\$0.00
		Project Total					\$74,150.00	\$74,150.00	\$0.00
	79	Findlay Market Revitalization Project Phase III	1068	FINDLAY MARKET REVITALIZATION III	Completed	CDBG	\$500,000.00	\$500,000.00	\$0.00
		Project Total					\$500,000.00	\$500,000.00	\$0.00
	80	Microenterprise Development Program	1069	MICROENTERPRISE DEVELOPMENT PROGRAM	Completed	CDBG	\$50,000.00	\$50,000.00	\$0.00
		Project Total					\$50,000.00	\$50,000.00	\$0.00
	81	General Administration	1070	GENERAL ADMINISTRATION	Completed	CDBG	\$2,074,758.65	\$2,074,758.65	\$0.00
		Project Total					\$2,074,758.65	\$2,074,758.65	\$0.00
	82	Section 108 Debt Service	1071	SECTION 108 DEBT SERVICE	Completed	CDBG	\$1,319,834.94	\$1,319,834.94	\$0.00
		Project Total					\$1,319,834.94	\$1,319,834.94	\$0.00
	83	BETHLEHEM TEMPLE LRNG CTR EXPAN	1075	BETHLEHEM TEMPLE LRNG CTR EXPAN	Canceled	CDBG	\$0.00	\$0.00	\$0.00
		Project Total					\$0.00	\$0.00	\$0.00
	84	SECOND MILE HOSPITALITY MINISTRY	1076	SECOND MILE HOSPITALITY MINISTRY	Completed	CDBG	\$22,851.35	\$22,851.35	\$0.00
			1108	ESG - SECOND MILE HOSPITALITY MINISTRY	Completed	ESG	\$12,814.63	\$12,814.63	\$0.00
		Project Total					\$35,665.98	\$35,665.98	\$0.00
	85	BIO/START	1077	BIO/START	Completed	CDBG	\$150,000.00	\$150,000.00	\$0.00
		Project Total					\$150,000.00	\$150,000.00	\$0.00
	86	PROF. COSMETOLOGISTS & BARBERS ASSOC	1082	PROF. COSMETOLOGISTS & BARBERS ASSOC.	Canceled	CDBG	\$0.00	\$0.00	\$0.00
		Project Total					\$0.00	\$0.00	\$0.00
	87	HAWTHORNE SUITES FLOAT LOAN	1308	HAWTHORNE SUITES CDBG FLOAT LOAN	Canceled	CDBG	\$0.00	\$0.00	\$0.00
		Project Total					\$0.00	\$0.00	\$0.00
	88	AFRICAN-AMERICAN HEALTH NETWORK	1310	AFRICAN-AMERICAN HEALTH NETWORK	Completed	CDBG	\$150,000.00	\$150,000.00	\$0.00
		Project Total					\$150,000.00	\$150,000.00	\$0.00
						CDBG	\$18,048,207.37	\$18,048,207.37	\$0.00
						ESG	\$447,026.64	\$447,026.64	\$0.00
						HOME	\$2,829,463.50	\$2,829,463.50	\$0.00
						HOPWA	\$315,437.47	\$315,437.47	\$0.00
	Program Total								

U.S. Department of Housing and Urban Development
Office of Community Planning and Development
Integrated Disbursement and Information System
List of Activities By Program Year And Project
CINCINNATI,OH

DATE: 03-29-22
TIME: 15:15
PAGE: 40

Plan Year	IDIS Project	Project	IDIS Activity ID	Activity Name	Activity Status	Program	Funded Amount	Draw Amount	Balance
1999	1999 Total						\$21,640,134.98	\$21,640,134.98	\$0.00
2000	1	Housing Maintenance Services	1162	HOUSING MAINTENANCE SERVICES	Completed	CDBG	\$1,496,654.18	\$1,496,654.18	\$0.00
		Project Total					\$1,496,654.18	\$1,496,654.18	\$0.00
	2	Homeowner Rehabilitation Loan Program	1209	HRLP DELIVERY COSTS	Completed	CDBG	\$597,982.37	\$597,982.37	\$0.00
			1211	856 RIDGEWAY- HRLP	Completed	CDBG	\$4,020.00	\$4,020.00	\$0.00
		Project Total					\$602,002.37	\$602,002.37	\$0.00
	3	Housing Counseling Services	1164	HOUSING COUNSELING SERVICES	Completed	CDBG	\$90,000.00	\$90,000.00	\$0.00
		Project Total					\$90,000.00	\$90,000.00	\$0.00
	4	Housing Development Round Homeowners	1151	HOUSING ROUND HOMEOWNERS DELIVERY	Completed	CDBG	\$271,194.67	\$271,194.67	\$0.00
			1352	NEIGHBORHOOD DEV.CORP.(NDC) SUPPORT	Canceled	CDBG	\$0.00	\$0.00	\$0.00
			1585	LOWER PRICE HILL HOMEOWNER INITIATIVE	Completed	HOME	\$94,652.76	\$94,652.76	\$0.00
		Project Total					\$365,847.43	\$365,847.43	\$0.00
	5	Single Family Homesteading	1167	HOMESTEADING DELIVERY & ACQUISITION	Completed	CDBG	\$870,399.57	\$870,399.57	\$0.00
			1218	SLUM/BLIGHT ACQUISITION & REHAB	Completed	CDBG	\$48,145.00	\$48,145.00	\$0.00
		Project Total					\$918,544.57	\$918,544.57	\$0.00
	6	Down Payment Assistance	1169	DOWN PAYMENT ASSISTANCE	Completed	CDBG	\$75.00	\$75.00	\$0.00
		Project Total					\$75.00	\$75.00	\$0.00
	8	Rental Rehabilitation Program	1150	RENTAL REHAB DELIVERY COSTS	Completed	CDBG	\$114,923.99	\$114,923.99	\$0.00
			1212	522 E 12ST	Canceled	HOME	\$0.00	\$0.00	\$0.00
			1320	331 NORTHERN	Completed	HOME	\$222,000.00	\$222,000.00	\$0.00
		Project Total					\$336,923.99	\$336,923.99	\$0.00
	9	Fair Housing Services	1166	FAIR HOUSING SERVICES	Completed	CDBG	\$195,000.00	\$195,000.00	\$0.00
		Project Total					\$195,000.00	\$195,000.00	\$0.00
	10	Central Parkway Towers Rental Assistance	1168	CENTRAL PARKWAY TOWERS RENTAL ASSISTANCE	Completed	CDBG	\$61,855.00	\$61,855.00	\$0.00
		Project Total					\$61,855.00	\$61,855.00	\$0.00
	12	Code Enforcement Relocation	1161	CODE ENFORCEMENT RELOCATION	Completed	CDBG	\$153,806.00	\$153,806.00	\$0.00
		Project Total					\$153,806.00	\$153,806.00	\$0.00
	13	Tenant Representation	1165	TENANT REPRESENTATION	Completed	CDBG	\$178,000.00	\$178,000.00	\$0.00
		Project Total					\$178,000.00	\$178,000.00	\$0.00
	14	Concentrated Code Enforcement	1159	CONCENTRATED CODE ENFORCEMENT	Completed	CDBG	\$220,000.00	\$220,000.00	\$0.00
		Project Total					\$220,000.00	\$220,000.00	\$0.00
	15	Hazard Abatement Barricade Program	1160	HAZARD ABATEMENT BARRICADE PROGRAM	Completed	CDBG	\$336,184.11	\$336,184.11	\$0.00
		Project Total					\$336,184.11	\$336,184.11	\$0.00
	16	Neighborhood Gardens Program	1173	NEIGHBORHOOD GARDENS PROGRAM	Completed	CDBG	\$30,000.00	\$30,000.00	\$0.00
		Project Total					\$30,000.00	\$30,000.00	\$0.00
	17	Neighborhood Development Corporation (NDC) Support	1171	NEIGHBORHOOD DEVELOP CORP (NDC) SUPPORT	Completed	CDBG	\$403,683.79	\$403,683.79	\$0.00
		Project Total					\$403,683.79	\$403,683.79	\$0.00

U.S. Department of Housing and Urban Development
Office of Community Planning and Development
Integrated Disbursement and Information System
List of Activities By Program Year And Project
CINCINNATI, OH

DATE: 03-29-22
TIME: 15:15
PAGE: 41

Plan Year	IDIS Project	Project	IDIS Activity ID	Activity Name	Activity Status	Program	Funded Amount	Draw Amount	Balance
2000	18	Technical Assistance to Neighborhood Development Corp.	1172	TECHNICAL ASSIST TO NEIGHBRD DEV CORP	Completed	CDBG	\$87,230.17	\$87,230.17	\$0.00
		Project Total					\$87,230.17	\$87,230.17	\$0.00
	24	Caracole House Emergency Shelter	1125	CARACOLE HOUSE EMERGENCY SHELTER	Completed	ESG	\$27,560.00	\$27,560.00	\$0.00
		Project Total					\$27,560.00	\$27,560.00	\$0.00
	25	Bethany House	1126	BETHANY HOUSE	Completed	ESG	\$60,400.00	\$60,400.00	\$0.00
			1221	ESG BETHANY HOUSE HVAC REPLACEMENT	Completed	ESG	\$25,000.00	\$25,000.00	\$0.00
		Project Total					\$85,400.00	\$85,400.00	\$0.00
	26	YWCA Alice Paul House	1127	YWCA ALICE PAUL HOUSE	Completed	ESG	\$30,700.00	\$30,700.00	\$0.00
		Project Total					\$30,700.00	\$30,700.00	\$0.00
	27	Drop Inn Center Shelter & Standown	1128	DROP INN CENTER SHELTER & STANDOWN	Completed	ESG	\$208,939.64	\$208,939.64	\$0.00
			1217	ESG DROP INN CENTER SHELTER	Completed	ESG	\$16,037.47	\$16,037.47	\$0.00
		Project Total					\$224,977.11	\$224,977.11	\$0.00
	30	Lighthouse Youth Services	1130	LIGHTHOUSE YOUTH SERVICES	Completed	ESG	\$62,000.00	\$62,000.00	\$0.00
		Project Total					\$62,000.00	\$62,000.00	\$0.00
	31	Chabad House Emergency Shelter for Families	1131	CHABAD HOUSE EMERGENCY SHELTER/FAMILIES	Completed	ESG	\$42,100.00	\$42,100.00	\$0.00
		Project Total					\$42,100.00	\$42,100.00	\$0.00
	32	Credit Union Services and Economic Education	1134	CREDIT UNION SERV & ECONOMIC EDUCATION	Completed	CDBG	\$78,000.00	\$78,000.00	\$0.00
		Project Total					\$78,000.00	\$78,000.00	\$0.00
	33	Back-On-The-Block	1135	BACK-ON-THE-BLOCK	Completed	CDBG	\$65,000.00	\$65,000.00	\$0.00
		Project Total					\$65,000.00	\$65,000.00	\$0.00
	34	Juvenile Delinquency Prevention	1138	JUVENILE DELINQUENCY PREVENTION	Completed	CDBG	\$750,151.67	\$750,151.67	\$0.00
		Project Total					\$750,151.67	\$750,151.67	\$0.00
	35	Youth Employment Initiative Program	1140	YOUTH EMPLOYMENT INITIATIVE PROGRAM	Completed	CDBG	\$256,116.82	\$256,116.82	\$0.00
			1194	2000 SUMMER YOUTH EMPLOYMENT PROGRAM	Completed	CDBG	\$90,676.09	\$90,676.09	\$0.00
		Project Total					\$346,792.91	\$346,792.91	\$0.00
	37	CCAT Exterior Repair	1145	CCAT EXTERIOR REPAIR	Completed	CDBG	\$40,000.00	\$40,000.00	\$0.00
		Project Total					\$40,000.00	\$40,000.00	\$0.00
	40	Human Services Project Implementation	1141	HUMAN SERVICES PROJECT IMPLEMENTATION	Completed	CDBG	\$12,275.92	\$12,275.92	\$0.00
		Project Total					\$12,275.92	\$12,275.92	\$0.00
	41	Human Services CDBG and ESG Administration	1142	HUMAN SERVICES CDBG & ESG ADMINISTRATION	Completed	CDBG	\$145,000.00	\$145,000.00	\$0.00
		Project Total					\$145,000.00	\$145,000.00	\$0.00
	42	Employment Initiatives/Van Pooling	1155	EMPLOYMENT INITIATIVES/VAN POOLING	Completed	CDBG	\$433,673.95	\$433,673.95	\$0.00
		Project Total					\$433,673.95	\$433,673.95	\$0.00
	43	Cincinnati Career Resource Center	1157	CINCINNATI CAREER RESOURCE CENTER	Completed	CDBG	\$168,300.00	\$168,300.00	\$0.00
		Project Total					\$168,300.00	\$168,300.00	\$0.00
	44	PREP, Inc.	1154	PREP, INC	Completed	CDBG	\$106,378.30	\$106,378.30	\$0.00
		Project Total					\$106,378.30	\$106,378.30	\$0.00

U.S. Department of Housing and Urban Development
Office of Community Planning and Development
Integrated Disbursement and Information System
List of Activities By Program Year And Project
CINCINNATI,OH

DATE: 03-29-22
TIME: 15:15
PAGE: 42

Plan Year	IDIS Project	Project	IDIS Activity ID	Activity Name	Activity Status	Program	Funded Amount	Draw Amount	Balance
2000	45	Job Training and Litter Control Program	1156	JOB TRAINING & LITTER CONTROL PROGRAM	Completed	CDBG	\$126,888.92	\$126,888.92	\$0.00
		Project Total					\$126,888.92	\$126,888.92	\$0.00
	46	Jobs For People	1184	JOBS FOR PEOPLE	Completed	CDBG	\$39,999.30	\$39,999.30	\$0.00
		Project Total					\$39,999.30	\$39,999.30	\$0.00
	48	Small Business Enterprise Program	1158	SMALL BUSINESS ENTERPRISE PROGRAM	Completed	CDBG	\$27,269.00	\$27,269.00	\$0.00
		Project Total					\$27,269.00	\$27,269.00	\$0.00
	49	Madisonville Industrial Development - Corsica Hollow	1182	MADISONVILLE -CORSICA HOLLOW	Completed	CDBG	\$175,000.00	\$175,000.00	\$0.00
		Project Total					\$175,000.00	\$175,000.00	\$0.00
	55	Over-the-Rhine Vine Street Facade Program, Phase II	1174	OTR VINE STREET FACADE PROGRAM, PHASE II	Completed	CDBG	\$302,383.51	\$302,383.51	\$0.00
		Project Total					\$302,383.51	\$302,383.51	\$0.00
	67	NBD Property Holding Account	1179	NBD PROPERTY HOLDING ACCOUNT	Completed	CDBG	\$10,000.00	\$10,000.00	\$0.00
		Project Total					\$10,000.00	\$10,000.00	\$0.00
	68	Small Business Loan Fund	1213	SBLF LEWIS & WILLIAMS LTD.	Canceled	CDBG	\$0.00	\$0.00	\$0.00
			1215	SBLF DELIVERY COSTS	Completed	CDBG	\$230,619.81	\$230,619.81	\$0.00
			1294	CSBLF SANGER & EBY LLC	Completed	CDBG	\$90,000.00	\$90,000.00	\$0.00
			1317	SBLF DELPHINIA WALKER (DBA DAPHNE'S)	Completed	CDBG	\$29,000.00	\$29,000.00	\$0.00
			1318	SBLF BEPU CORPORATION	Completed	CDBG	\$48,000.00	\$48,000.00	\$0.00
		Project Total					\$397,619.81	\$397,619.81	\$0.00
	69	Cincinnati Business Incubator (CBI)	1183	CINCINNATI BUSINESS INCUBATOR (CBI)	Completed	CDBG	\$240,000.00	\$240,000.00	\$0.00
		Project Total					\$240,000.00	\$240,000.00	\$0.00
	70	Small Business Technical Assistance Program	1188	SMALL BUSINESS TECH ASSISTANCE PROGRAM	Completed	CDBG	\$99,999.16	\$99,999.16	\$0.00
		Project Total					\$99,999.16	\$99,999.16	\$0.00
	71	Neighborhood Small Business Division Operation	1180	NEIGHBORHOOD SMALL BUSINESS DIV OPER	Completed	CDBG	\$259,674.03	\$259,674.03	\$0.00
		Project Total					\$259,674.03	\$259,674.03	\$0.00
	72	Project Impact Over-The-Rhine	1189	PROJECT IMPACT OVER-THE-RHINE	Completed	CDBG	\$72,118.00	\$72,118.00	\$0.00
		Project Total					\$72,118.00	\$72,118.00	\$0.00
	73	Findlay Market Revitalization Project Phase III	1193	FINDLAY MARKET REVITALIZATION-PHASE III	Completed	CDBG	\$1,100,614.87	\$1,100,614.87	\$0.00
		Project Total					\$1,100,614.87	\$1,100,614.87	\$0.00
	76	Tom Geiger Guest House, Inc.	1132	TOM GEIGER GUEST HOUSE, INC.	Completed	ESG	\$20,300.00	\$20,300.00	\$0.00
		Project Total					\$20,300.00	\$20,300.00	\$0.00
	78	Housing Development Round Renters	1152	HOUSING ROUND RENTERS DELIVERY	Completed	CDBG	\$230,236.94	\$230,236.94	\$0.00
			1207	209 WOODWARD/1227 WALNUT/116-118 E. 13TH	Completed	CDBG	\$578,800.00	\$578,800.00	\$0.00
			1301	* ST. ANTHONY VILLAGE	Completed	HOME	\$595,000.00	\$595,000.00	\$0.00
			1382	VINE STREET COMMUNITY PROJECT - RESTOC	Completed	HOME	\$770,000.00	\$770,000.00	\$0.00
		Project Total					\$2,174,036.94	\$2,174,036.94	\$0.00
	79	It Takes A Village Parenting Program	1139	IT TAKES A VILLAGE PARENTING PROGRAM	Completed	CDBG	\$171,054.84	\$171,054.84	\$0.00
		Project Total					\$171,054.84	\$171,054.84	\$0.00
	84	Findlay Market Microenterprise Development Program	1186	FINDLAY MARKET MICROENTERPRISE DEV PROGR	Completed	CDBG	\$49,992.00	\$49,992.00	\$0.00

U.S. Department of Housing and Urban Development
Office of Community Planning and Development
Integrated Disbursement and Information System
List of Activities By Program Year And Project
CINCINNATI,OH

DATE: 03-29-22
TIME: 15:15
PAGE: 43

Plan Year	IDIS Project	Project	IDIS Activity ID	Activity Name	Activity Status	Program	Funded Amount	Draw Amount	Balance
2000	84	Project Total					\$49,992.00	\$49,992.00	\$0.00
	86	Columbia Tusculum Streetscape Improvements	1175	COLUMBIA TUSCULUM STREETSCAPE IMPROVEMTS	Completed	CDBG	\$36,124.97	\$36,124.97	\$0.00
		Project Total					\$36,124.97	\$36,124.97	\$0.00
	87	CARACOLE, INC. OFFICE EXPANSION	1116	CARACOLE,INC. OFFICE EXPANSION	Completed	HOPWA	\$124,999.59	\$124,999.59	\$0.00
		Project Total					\$124,999.59	\$124,999.59	\$0.00
	88	OBryonville Streetscape Phase III	1192	O'BRYONVILLE STREETSCAPE PHASE III	Completed	CDBG	\$131,030.00	\$131,030.00	\$0.00
		Project Total					\$131,030.00	\$131,030.00	\$0.00
	89	AIDS VOLUNTEERS OF CINCINNATI (AVOC)	1118	AIDS VOLUNTEERS OF CINCINNATI, INC	Completed	HOPWA	\$140,000.00	\$140,000.00	\$0.00
		Project Total					\$140,000.00	\$140,000.00	\$0.00
	90	Boys & Girls Club Facility Replacement	1143	BOYS & GIRLS CLUB FACILITY REPLACEMENT	Completed	CDBG	\$380,000.00	\$380,000.00	\$0.00
		Project Total					\$380,000.00	\$380,000.00	\$0.00
	91	Brownfield/Industrial Redevelopment	1181	BROWNFIELD/INDUSTRIAL REDEVELOPMENT	Completed	CDBG	\$108,373.01	\$108,373.01	\$0.00
		Project Total					\$108,373.01	\$108,373.01	\$0.00
	92	CARACOLE, INC.	1117	CARACOLE, INC	Completed	HOPWA	\$190,000.00	\$190,000.00	\$0.00
		Project Total					\$190,000.00	\$190,000.00	\$0.00
	93	Cincinnati Union Bethel - Anna Louise Inn	1149	CINTI UNION BETHEL- ANNA LOUISE INN	Completed	CDBG	\$41,900.00	\$41,900.00	\$0.00
		Project Total					\$41,900.00	\$41,900.00	\$0.00
	94	CITY ADMINISTRATION COSTS	1123	HOPWA CITY ADMINISTRATIVE COSTS	Completed	HOPWA	\$11,850.00	\$11,850.00	\$0.00
			1386	RENTAL REHAB DELIVERY COSTS	Canceled	CDBG	\$0.00	\$0.00	\$0.00
		Project Total					\$11,850.00	\$11,850.00	\$0.00
	95	Tenant Assistance	1163	TENANT ASSISTANCE	Completed	CDBG	\$45,000.00	\$45,000.00	\$0.00
		Project Total					\$45,000.00	\$45,000.00	\$0.00
	96	Crossroads Child Development Center Renovation	1144	CROSSROADS CHILD DEV CENTER RENOVATION	Completed	CDBG	\$150,000.00	\$150,000.00	\$0.00
		Project Total					\$150,000.00	\$150,000.00	\$0.00
	97	Homeownership/Neighborhood Revitalization	1170	HOMEOWNERSHIP/N.R.DELIVERY	Completed	CDBG	\$127,077.36	\$127,077.36	\$0.00
			1204	CARTHAGE REHABARAMA	Completed	CDBG	\$109,029.74	\$109,029.74	\$0.00
		Project Total					\$236,107.10	\$236,107.10	\$0.00
	98	Interfaith Hospitality Network Emergency Shelter	1133	INTERFAITH HOSPITALITY NETWORK	Completed	ESG	\$11,750.00	\$11,750.00	\$0.00
		Project Total					\$11,750.00	\$11,750.00	\$0.00
	100	Lincoln Court Redevelopment	1153	LINCOLN COURT REDEVELOPMENT	Completed	HOME	\$2,450,000.00	\$2,450,000.00	\$0.00
		Project Total					\$2,450,000.00	\$2,450,000.00	\$0.00
	101	Mercy Franciscan at St. John Temporary Housing	1129	MERCY FRANCISCAN @ ST.JOHN TEMP. HOUSING	Completed	ESG	\$16,000.00	\$16,000.00	\$0.00
		Project Total					\$16,000.00	\$16,000.00	\$0.00
	102	NO. KENTUCKY AIDS HOUSING FEASIBILITY STUDY	1122	NO.KY. AIDS HOUSING FEASIBILITY STUDY	Canceled	HOPWA	\$0.00	\$0.00	\$0.00
		Project Total					\$0.00	\$0.00	\$0.00
	103	East Price Hill NBD Facade Improvement Program	1178	E.PRICE HILL NBD FACADE IMPROV PROG	Completed	CDBG	\$90,074.40	\$90,074.40	\$0.00

U.S. Department of Housing and Urban Development
Office of Community Planning and Development
Integrated Disbursement and Information System
List of Activities By Program Year And Project
CINCINNATI,OH

DATE: 03-29-22
TIME: 15:15
PAGE: 44

Plan Year	IDIS Project	Project	IDIS Activity ID	Activity Name	Activity Status	Program	Funded Amount	Draw Amount	Balance
2000	103	East Price Hill NBD Facade Improvement Program	1205	CANCELLED/DUPLICATE ACTIVITY SEE 1178	Canceled	CDBG	\$0.00	\$0.00	\$0.00
		Project Total					\$90,074.40	\$90,074.40	\$0.00
	104	AIDS VOLUNTEERS OF CINCINNATI BUILDING REHABILITATION	1120	AVOC- BUILDING REHABILITATION	Completed	HOPWA	\$112,000.00	\$112,000.00	\$0.00
		Project Total					\$112,000.00	\$112,000.00	\$0.00
	105	New Life Urban Redevelopment Phase 1 - Madisonville	1177	NEW LIFE URB REDEV PHASE 1-MADISONVILLE	Completed	CDBG	\$2,869.48	\$2,869.48	\$0.00
		Project Total					\$2,869.48	\$2,869.48	\$0.00
	106	NORTHERN KENTUCKY INDEPENDENT DISTRICT HEALTH DEPARTMENT	1121	N.KY. INDEPENDENT DISTRICT HEALTH DEPT	Completed	HOPWA	\$43,953.79	\$43,953.79	\$0.00
		Project Total					\$43,953.79	\$43,953.79	\$0.00
	107	Over-the-Rhine Comprehensive Plan	1187	OTR COMPREHENSIVE PLAN	Completed	CDBG	\$55,089.15	\$55,089.15	\$0.00
		Project Total					\$55,089.15	\$55,089.15	\$0.00
	108	Over-the-Rhine Main St. Streetscape Improvements	1185	OTR MAIN ST. STREETSCAPE IMPROVEMENTS	Completed	CDBG	\$339,155.14	\$339,155.14	\$0.00
			1191	CANCELLED - DUPLICATE ACTIVITY	Canceled	CDBG	\$0.00	\$0.00	\$0.00
		Project Total					\$339,155.14	\$339,155.14	\$0.00
	109	Salvation Army Structural Repair to ADA units	1148	SALVATION ARMY STRUCTURAL REPAIR TO ADA	Completed	CDBG	\$35,500.00	\$35,500.00	\$0.00
			1674	SALVATION ARMY ADA UNIT REPAIRS	Canceled	CDBG	\$0.00	\$0.00	\$0.00
		Project Total					\$35,500.00	\$35,500.00	\$0.00
	111	Second Mile Hospitality Ministry	1136	SECOND MILE HOSPITALITY MINISTRY	Completed	ESG	\$11,907.95	\$11,907.95	\$0.00
			1137	SECOND MILE HOSPITALITY MINISTRY	Completed	CDBG	\$23,397.26	\$23,397.26	\$0.00
		Project Total					\$35,305.21	\$35,305.21	\$0.00
	112	Talbert House Renovations - Spring Grove Roof Replacement	1147	TALBERT HOUSE RENOVATION-SPRING GROVE	Completed	CDBG	\$60,000.00	\$60,000.00	\$0.00
		Project Total					\$60,000.00	\$60,000.00	\$0.00
	113	COMPUTERIZED CASE MANAGEMENT SYSTEM	1124	COMPUTERIZED CASE MANAGEMENT SYSTEM	Completed	HOPWA	\$60,000.00	\$60,000.00	\$0.00
		Project Total					\$60,000.00	\$60,000.00	\$0.00
	114	West End-Linn Street Revitalization	1176	WEST END-LINN ST REVITALIZATION	Completed	CDBG	\$19,279.78	\$19,279.78	\$0.00
		Project Total					\$19,279.78	\$19,279.78	\$0.00
	115	Victory Neighborhood Services Day Care Center Renovation	1146	VICTORY NBRD SERVICES DAY CARE CTR RENOV	Completed	CDBG	\$29,655.00	\$29,655.00	\$0.00
		Project Total					\$29,655.00	\$29,655.00	\$0.00
	116	AVOC-IMPROVED HOUSING SERVICES INFORMATION	1119	AVOC- IMPROVED HOUSING SERVICES INFO	Completed	HOPWA	\$23,000.00	\$23,000.00	\$0.00
		Project Total					\$23,000.00	\$23,000.00	\$0.00
	117	General Administration and Planning	1195	GENERAL ADMINISTRATION AND PLANNING	Completed	CDBG	\$2,364,857.95	\$2,364,857.95	\$0.00
		Project Total					\$2,364,857.95	\$2,364,857.95	\$0.00
	118	Section 108 Debt Service	1196	SECTION 108 DEBT SERVICE	Completed	CDBG	\$1,078,023.00	\$1,078,023.00	\$0.00
		Project Total					\$1,078,023.00	\$1,078,023.00	\$0.00

U.S. Department of Housing and Urban Development
Office of Community Planning and Development
Integrated Disbursement and Information System
List of Activities By Program Year And Project
CINCINNATI,OH

DATE: 03-29-22
TIME: 15:15
PAGE: 45

Plan Year	IDIS Project	Project	IDIS Activity ID	Activity Name	Activity Status	Program	Funded Amount	Draw Amount	Balance
2000	119	HOUSE OF HOPE, INC.	1222	HOUSE OF HOPE, INC.	Completed	ESG	\$11,160.96	\$11,160.96	\$0.00
		Project Total					\$11,160.96	\$11,160.96	\$0.00
	120	JUSTICE WATCH	1223	JUSTICE WATCH, INC/GARDEN STREET TR	Completed	ESG	\$2,412.00	\$2,412.00	\$0.00
		Project Total					\$2,412.00	\$2,412.00	\$0.00
	122	RONALD MCDONALD HOUSE	1224	RONALD MCDONALD HOUSE	Completed	CDBG	\$35,000.00	\$35,000.00	\$0.00
		Project Total					\$35,000.00	\$35,000.00	\$0.00
	123	EMERGENCY RENTAL REPAIRS	1225	EMERGENCY RENTAL REPAIRS	Completed	CDBG	\$6,618.54	\$6,618.54	\$0.00
		Project Total					\$6,618.54	\$6,618.54	\$0.00
	124	19 W. ELDER ROOF REPAIR	1273	19 W. ELDER ROOF REPAIR	Completed	CDBG HOPWA	\$175,000.00 \$0.00	\$175,000.00 \$0.00	\$0.00 \$0.00
		Project Total					\$175,000.00	\$175,000.00	\$0.00
	125	CORPORATION FOR FINDLAY MARKET	1296	FINDLAY MARKET CORPORATION	Completed	CDBG	\$150,000.00	\$150,000.00	\$0.00
		Project Total					\$150,000.00	\$150,000.00	\$0.00
	126	FRCH DESIGN WORLDWIDE - SECTION 108 LOAN	1333	FRCH DESIGN WORLDWIDE - SECTION 108 LOAN	Canceled	CDBG	\$0.00	\$0.00	\$0.00
		Project Total					\$0.00	\$0.00	\$0.00
		Program Total				CDBG ESG HOME HOPWA	\$16,779,431.76 \$546,268.02 \$4,131,652.76 \$705,803.38	\$16,779,431.76 \$546,268.02 \$4,131,652.76 \$705,803.38	\$0.00 \$0.00 \$0.00 \$0.00
		2000 Total					\$22,163,155.92	\$22,163,155.92	\$0.00
2001	1	Housing Maintenance Services	1226	HOUSING MAINTENANCE SERVICES	Completed	CDBG	\$2,246,544.57	\$2,246,544.57	\$0.00
			1784	TEST ACTIVITY TRAINING ACTIVITY	Canceled	CDBG HOME	\$0.00 \$0.00	\$0.00 \$0.00	\$0.00 \$0.00
		Project Total					\$2,246,544.57	\$2,246,544.57	\$0.00
	2	Homeowner Rehabilitation Loan Program	1227	HRLP (DELIVERY & S/U REHAB)	Completed	CDBG	\$1,600,917.42	\$1,600,917.42	\$0.00
		Project Total					\$1,600,917.42	\$1,600,917.42	\$0.00
	3	Housing Counseling Services	1228	HOUSING COUNSELING SERVICES	Completed	CDBG	\$90,000.00	\$90,000.00	\$0.00
		Project Total					\$90,000.00	\$90,000.00	\$0.00
	4	Housing Development Round Homeowners	1229	HDR HOMEOWNERS DELIVERY	Completed	CDBG	\$231,107.00	\$231,107.00	\$0.00
			1279	HDR-HO HERRON HERITAGE HOMES	Canceled	HOME	\$0.00	\$0.00	\$0.00
			1470	HDR HOMEOWNERS-READING LOFTS	Completed	CDBG	\$183,000.00	\$183,000.00	\$0.00
			1478	HDR SIDNEY BATES REHAB PROJECT	Completed	CDBG	\$60,980.00	\$60,980.00	\$0.00
			2273	CAMP WASHINGTON FORECLOSURE REMEDIATION	Completed	HOME	\$150,437.95	\$150,437.95	\$0.00
		Project Total					\$625,524.95	\$625,524.95	\$0.00
	6	Down Payment Assistance	1230	DOWN PAYMENT ASSISTANCE	Completed	CDBG	\$31,930.24	\$31,930.24	\$0.00
		Project Total					\$31,930.24	\$31,930.24	\$0.00
	7	AIDS Volunteers of Cincinnati (AVOC)	1272	AVOC-HOUSING ASSISTANCE & CASE MGMT	Completed	HOPWA	\$177,570.00	\$177,570.00	\$0.00

U.S. Department of Housing and Urban Development
Office of Community Planning and Development
Integrated Disbursement and Information System
List of Activities By Program Year And Project
CINCINNATI,OH

DATE: 03-29-22
TIME: 15:15
PAGE: 46

Plan Year	IDIS Project	Project	IDIS Activity ID	Activity Name	Activity Status	Program	Funded Amount	Draw Amount	Balance
2001	7	AIDS Volunteers of Cincinnati (AVOC)	1282	AVOC-MINORITY AIDS SERVICE PROJECT	Completed	HOPWA	\$25,700.00	\$25,700.00	\$0.00
		Project Total					\$203,270.00	\$203,270.00	\$0.00
	8	Rental Rehabilitation Program	1232	RENTAL REHAB DELIVERY COSTS	Completed	CDBG	\$197,755.27	\$197,755.27	\$0.00
			1307	RRP 1700 & 1706 BALTIMORE AVENUE	Completed	HOME	\$64,000.00	\$64,000.00	\$0.00
			1327	3382-3388 MCHENRY	Completed	HOME	\$224,000.00	\$224,000.00	\$0.00
			1756	RRP HMC PARTNERS-ROCKLAND AVENUE	Completed	HOME	\$46,000.00	\$46,000.00	\$0.00
		Project Total					\$531,755.27	\$531,755.27	\$0.00
	9	Fair Housing Services	1248	FAIR HOUSING SERVICES	Completed	CDBG	\$205,000.00	\$205,000.00	\$0.00
		Project Total					\$205,000.00	\$205,000.00	\$0.00
	10	Central Parkway Towers Rental Assistance	1253	CENTRAL PARKWAY RENTAL ASSISTANCE	Completed	CDBG	\$9,500.00	\$9,500.00	\$0.00
		Project Total					\$9,500.00	\$9,500.00	\$0.00
	12	Code Enforcement Relocation	1241	CODE ENFORCEMENT RELOCATION	Completed	CDBG	\$148,866.48	\$148,866.48	\$0.00
		Project Total					\$148,866.48	\$148,866.48	\$0.00
	13	Tenant Representation	1249	TENANT REPRESENTATION	Completed	CDBG	\$189,999.96	\$189,999.96	\$0.00
		Project Total					\$189,999.96	\$189,999.96	\$0.00
	14	CONCENTRATED CODE ENFORCEMENT	1243	CONCENTRATED CODE ENFORCEMENT	Completed	CDBG	\$200,000.00	\$200,000.00	\$0.00
		Project Total					\$200,000.00	\$200,000.00	\$0.00
	15	Hazard Abatement Barricade Program	1242	HAZARD ABATEMENT BARRICADE	Completed	CDBG	\$516,837.60	\$516,837.60	\$0.00
		Project Total					\$516,837.60	\$516,837.60	\$0.00
	16	Neighborhood Gardens Program	1250	NEIGHBORHOOD GARDENS	Completed	CDBG	\$34,871.14	\$34,871.14	\$0.00
		Project Total					\$34,871.14	\$34,871.14	\$0.00
	17	Neighborhood Development Corporation (NDC) Support	1251	NDC SUPPORT	Completed	CDBG	\$323,942.71	\$323,942.71	\$0.00
		Project Total					\$323,942.71	\$323,942.71	\$0.00
	18	Technical Assistance to Neighborhood Development Corp.	1252	TECHNICAL ASSISTANCE TO NDC'S	Completed	CDBG	\$111,869.53	\$111,869.53	\$0.00
		Project Total					\$111,869.53	\$111,869.53	\$0.00
	19	Brownfield/Industrial Redevelopment	1281	BROWNFIELD/INDUSTRIAL REDEVELOPMENT	Canceled	CDBG	\$0.00	\$0.00	\$0.00
		Project Total					\$0.00	\$0.00	\$0.00
	20	S-CARACOLE, INC.-01	1283	CARACOLE-HOUSING AND SUPPORTIVE SERVICES	Completed	HOPWA	\$226,250.00	\$226,250.00	\$0.00
			1293	S-CARACOLE HOUSE-01	Completed	ESG	\$26,000.00	\$26,000.00	\$0.00
		Project Total					\$252,250.00	\$252,250.00	\$0.00
	22	HOPWA City Administration Costs	1268	HOPWA CITY ADMINISTRATION COSTS	Completed	HOPWA	\$12,335.47	\$12,335.47	\$0.00
		Project Total					\$12,335.47	\$12,335.47	\$0.00
	23	Tenant Assistance	1240	TENANT ASSISTANCE	Completed	CDBG	\$45,000.00	\$45,000.00	\$0.00
		Project Total					\$45,000.00	\$45,000.00	\$0.00
	25	S-BETHANY HOUSE-01	1299	S-BETHANY HOUSE-01	Completed	ESG	\$62,000.00	\$62,000.00	\$0.00
		Project Total					\$62,000.00	\$62,000.00	\$0.00
	26	S-THE YWCA BATTERED WOMEN'S SHELTER-01	1300	S-THE YWCA BATTERED WOMEN'S SHELTER-01	Completed	ESG	\$20,000.00	\$20,000.00	\$0.00

U.S. Department of Housing and Urban Development
Office of Community Planning and Development
Integrated Disbursement and Information System
List of Activities By Program Year And Project
CINCINNATI, OH

DATE: 03-29-22
TIME: 15:15
PAGE: 47

Plan Year	IDIS Project	Project	IDIS Activity ID	Activity Name	Activity Status	Program	Funded Amount	Draw Amount	Balance
2001	26	S-THE YWCA BATTERED WOMEN'S SHELTER-01	1405	S-YWCA BATTERED WOMEN'S SHELTER RENOV-01	Completed	ESG	\$16,100.00	\$16,100.00	\$0.00
		Project Total					\$36,100.00	\$36,100.00	\$0.00
	27	S-DROP INN CENTER SHELTER & STANDOWN-01	1231	S-DROP INN CENTER SHELTER & STANDOWN-01	Completed	ESG	\$215,000.00	\$215,000.00	\$0.00
		Project Total					\$215,000.00	\$215,000.00	\$0.00
	29	Homeownership/Neighborhood Revitalization	1247	835-845 OAK STREET	Completed	CDBG	\$158,690.90	\$158,690.90	\$0.00
			1285	HOMEOWNER/NBHD REVIT PRJ DELIVERY	Completed	CDBG	\$91,309.10	\$91,309.10	\$0.00
		Project Total					\$250,000.00	\$250,000.00	\$0.00
	30	S-LIGHTHOUSE YOUTH SERVICES-01	1289	S-LIGHTHOUSE YOUTH SERVICES-01	Completed	ESG	\$62,000.00	\$62,000.00	\$0.00
		Project Total					\$62,000.00	\$62,000.00	\$0.00
	31	S-CHABAD HOUSE EMERGENCY SHELTER FOR FAMILIES-01	1290	S-CHABAD HOUSE EMERGENCY SHELTER-01	Completed	ESG	\$40,317.08	\$40,317.08	\$0.00
		Project Total					\$40,317.08	\$40,317.08	\$0.00
	32	Credit Union Services and Economic Education	1277	CREDIT UNION SERVICES & ECONOMIC EDUCAT	Completed	CDBG	\$81,000.00	\$81,000.00	\$0.00
		Project Total					\$81,000.00	\$81,000.00	\$0.00
	33	CHRC Back-On-The-Block	1278	BACK-ON-THE-BLOCK	Completed	CDBG	\$68,145.62	\$68,145.62	\$0.00
		Project Total					\$68,145.62	\$68,145.62	\$0.00
	34	Juvenile Delinquency Prevention	1238	JUVENILE DELINQUENCY PREVENTION	Completed	CDBG	\$806,855.10	\$806,855.10	\$0.00
		Project Total					\$806,855.10	\$806,855.10	\$0.00
	35	Youth Employment Initiative Program	1237	YOUTH EMPLOYMENT INITIATIVE	Completed	CDBG	\$270,271.77	\$270,271.77	\$0.00
		Project Total					\$270,271.77	\$270,271.77	\$0.00
	36	S-INTERFAITH HOSPITALITY NETWORK EMERGENCY SHELTER-01	1292	S-INTERFAITH HOSPITALITY NETWORK-01	Completed	ESG	\$15,000.00	\$15,000.00	\$0.00
		Project Total					\$15,000.00	\$15,000.00	\$0.00
	39	Lincoln Court Redevelopment	1286	LINCOLN COURT REDEVELOPMENT	Completed	CDBG	\$700,000.00	\$700,000.00	\$0.00
		Project Total					\$700,000.00	\$700,000.00	\$0.00
	40	Human Services Project Implementation	1275	HUMAN SERVICES PROJECT IMPLEMENTATION	Canceled	CDBG	\$0.00	\$0.00	\$0.00
		Project Total					\$0.00	\$0.00	\$0.00
	41	Human Services and CDBG Administration	1274	HUMAN SERVICES AND CDBG ADMINISTRATION	Completed	CDBG	\$94,772.91	\$94,772.91	\$0.00
		Project Total					\$94,772.91	\$94,772.91	\$0.00
	42	Employment Initiatives/Van Pooling	1235	EMPLOYMENT INITIATIVES/VANPOOL	Completed	CDBG	\$387,768.18	\$387,768.18	\$0.00
		Project Total					\$387,768.18	\$387,768.18	\$0.00
	43	Career Resource Center	1236	CAREER RESOURCE CENTER	Completed	CDBG	\$149,222.65	\$149,222.65	\$0.00
		Project Total					\$149,222.65	\$149,222.65	\$0.00
	44	PREP, Inc.	1233	PREP, INC.	Completed	CDBG	\$99,998.99	\$99,998.99	\$0.00
		Project Total					\$99,998.99	\$99,998.99	\$0.00
	45	Job Training and Litter Control Program	1234	JOB TRAINING AND LITTER CONTROL	Completed	CDBG	\$115,000.00	\$115,000.00	\$0.00
		Project Total					\$115,000.00	\$115,000.00	\$0.00
	47	S-MERCY FRANCISCAN AT ST. JOHN'S-01	1303	S-MERCY FRANCISCAN AT ST. JOHN'S-01	Completed	ESG	\$17,000.00	\$17,000.00	\$0.00

U.S. Department of Housing and Urban Development
Office of Community Planning and Development
Integrated Disbursement and Information System
List of Activities By Program Year And Project
CINCINNATI,OH

DATE: 03-29-22
TIME: 15:15
PAGE: 48

Plan Year	IDIS Project	Project	IDIS Activity ID	Activity Name	Activity Status	Program	Funded Amount	Draw Amount	Balance
2001	47	S-MERCY FRANCISCAN AT ST. JOHN'S-01	1304	S-RAPID EXIT PROGRAM-01	Completed	ESG	\$103,200.00	\$103,200.00	\$0.00
			1305	MERCY FRANCISCAN AT E.13TH STREET	Completed	CDBG	\$31,500.00	\$31,500.00	\$0.00
			Project Total				\$151,700.00	\$151,700.00	\$0.00
	48	Small Business Enterprise Program	1244	SMALL BUSINESS ENTERPRISE PRO	Completed	CDBG	\$24,752.84	\$24,752.84	\$0.00
							\$24,752.84	\$24,752.84	\$0.00
	54	Northern Kentucky Independent District Health Department	1284	N. KY. IND HEALTH DIST HOUSING SVCS	Completed	HOPWA	\$30,000.00	\$30,000.00	\$0.00
							\$30,000.00	\$30,000.00	\$0.00
	67	NBD Property Holding Account	1260	NBD PROPERTY HOLDING ACCOUNT	Completed	CDBG	\$10,000.00	\$10,000.00	\$0.00
							\$10,000.00	\$10,000.00	\$0.00
	68	Cincinnati Small Business Loan Fund	1190	NANNY'S MULTILEVEL LEARNING CENTER	Completed	CDBG	\$128,688.54	\$128,688.54	\$0.00
			1295	CSBLF DELIVERY COSTS	Completed	CDBG	\$95,895.56	\$95,895.56	\$0.00
			1313	EBL DOWN TO THE BONE	Completed	CDBG	\$50,000.00	\$50,000.00	\$0.00
			1315	EBL EPIC DESIGN INC	Completed	CDBG	\$50,000.00	\$50,000.00	\$0.00
			1322	EBL VIVA RESTAURANT	Completed	CDBG	\$50,000.00	\$50,000.00	\$0.00
			1323	EBL NOMAX ENTERPRISES	Completed	CDBG	\$37,000.00	\$37,000.00	\$0.00
			1329	EBL TUCKER'S RESTAURANT	Completed	CDBG	\$25,000.00	\$25,000.00	\$0.00
			1330	EBL BARR'S LOAN OFFICE	Completed	CDBG	\$50,000.00	\$50,000.00	\$0.00
			1331	EBL RENDEZVOUS CAFE, INC.	Completed	CDBG	\$50,000.00	\$50,000.00	\$0.00
			1332	CSBLF CALIFORNIA CARRYOUT	Completed	CDBG	\$60,000.00	\$60,000.00	\$0.00
			1379	EBL GEHAD & MANDI INC.	Completed	CDBG	\$50,000.00	\$50,000.00	\$0.00
			1381	EBL M. HOPPLE & COMPANY	Completed	CDBG	\$50,000.00	\$50,000.00	\$0.00
			1384	EBL EXPRESS NAILS INC	Completed	CDBG	\$17,460.00	\$17,460.00	\$0.00
			1385	EBL ALL ABOUT TUXEDOS (MR.CARLYLE INC.)	Completed	CDBG	\$19,633.91	\$19,633.91	\$0.00
			1387	EBL KALDI'S RESTAURANT (DBA MCMARK CORP)	Completed	CDBG	\$39,200.00	\$39,200.00	\$0.00
			1388	EBL NICOLAS RESTAURANT INC	Completed	CDBG	\$25,000.00	\$25,000.00	\$0.00
			1394	EBL WESTEND FOOD MART (DBA ADA INVESTMT)	Completed	CDBG	\$50,000.00	\$50,000.00	\$0.00
			1395	EBL MADISONS RIDGEVIEW FARMS	Completed	CDBG	\$37,000.00	\$37,000.00	\$0.00
			1398	EBL MR. PIG (DBA PAUL SEBRON)	Completed	CDBG	\$50,000.00	\$50,000.00	\$0.00
			1399	EBL TOUCH OF CLASS HAIR SALON (CALLOWAY)	Completed	CDBG	\$15,000.00	\$15,000.00	\$0.00
			1403	EBL EXTRAVAGANT HAIR & NAILS (P.HISLE)	Completed	CDBG	\$25,000.00	\$25,000.00	\$0.00
			1451	EBL AWAKENINGS COFFEE & TEA COMPANY	Completed	CDBG	\$50,000.00	\$50,000.00	\$0.00
			Project Total				\$1,024,878.01	\$1,024,878.01	\$0.00
	69	Cincinnati Business Incubator (CBI)	1280	CINCINNATI BUSINESS INCUBATOR	Completed	CDBG	\$240,000.00	\$240,000.00	\$0.00
							\$240,000.00	\$240,000.00	\$0.00
	70	Small Business Technical Assistance Program	1287	SMALL BUSINESS TECHNICAL ASSISTANCE	Completed	CDBG	\$50,998.00	\$50,998.00	\$0.00
							\$50,998.00	\$50,998.00	\$0.00
	72	Project Impact Over-The-Rhine	1288	PROJECT IMPACT OTR	Completed	CDBG	\$75,000.00	\$75,000.00	\$0.00

U.S. Department of Housing and Urban Development
Office of Community Planning and Development
Integrated Disbursement and Information System
List of Activities By Program Year And Project
CINCINNATI,OH

DATE: 03-29-22
TIME: 15:15
PAGE: 49

Plan Year	IDIS Project	Project	IDIS Activity ID	Activity Name	Activity Status	Program	Funded Amount	Draw Amount	Balance
2001	72	Project Total					\$75,000.00	\$75,000.00	\$0.00
	73	Findlay Market Revitalization Project Phase IV	1266	FINDLAY MKT. REVITALIZATION-PHASE IV	Completed	CDBG	\$1,497,482.50	\$1,497,482.50	\$0.00
		Project Total					\$1,497,482.50	\$1,497,482.50	\$0.00
	74	General Administration and Planning	1245	GEN.ADMINISTRATION 2001	Completed	CDBG	\$2,661,162.42	\$2,661,162.42	\$0.00
		Project Total					\$2,661,162.42	\$2,661,162.42	\$0.00
	76	S-TOM GEIGER GUEST HOUSE, INC.-01	1291	S-TOM GEIGER GUEST HOUSE, INC.-01	Completed	ESG	\$19,990.17	\$19,990.17	\$0.00
		Project Total					\$19,990.17	\$19,990.17	\$0.00
	77	Housing Development Round Renters	1254	HSG RND RENTER DELIVERY COSTS	Completed	CDBG	\$290,595.47	\$290,595.47	\$0.00
			1465	841 GLENWOOD AVENUE	Canceled	HOME	\$0.00	\$0.00	\$0.00
		Project Total					\$290,595.47	\$290,595.47	\$0.00
	78	It Takes A Village Parenting Program	1239	IT TAKES A VILLAGE	Completed	CDBG	\$200,000.00	\$200,000.00	\$0.00
		Project Total					\$200,000.00	\$200,000.00	\$0.00
	80	Emergency Mortgage Assistance	1262	EMERGENCY MORTGAGE ASSISTANCE	Completed	CDBG	\$99,980.00	\$99,980.00	\$0.00
		Project Total					\$99,980.00	\$99,980.00	\$0.00
	81	Homesteading	1255	HOMESTEADING DELIVERY & L/M ACQUISITION	Completed	CDBG	\$983,318.89	\$983,318.89	\$0.00
		Project Total					\$983,318.89	\$983,318.89	\$0.00
	84	Human Services Lead Safe Reserve	1276	HUMAN SERVICES LEAD SAFE RESERVE	Canceled	CDBG	\$0.00	\$0.00	\$0.00
		Project Total					\$0.00	\$0.00	\$0.00
	89	Working in Neighborhoods	1424	WORKING IN NEIGHBORHOODS	Completed	CDBG	\$200,000.00	\$200,000.00	\$0.00
		Project Total					\$200,000.00	\$200,000.00	\$0.00
	90	Community Action Agency @ Swifton Commons	1269	COMMUNITY ACTION AGENCY @ SWIFTON COMMON	Completed	CDBG	\$507,000.00	\$507,000.00	\$0.00
		Project Total					\$507,000.00	\$507,000.00	\$0.00
	91	Food Ventures Center (Kitchen Incubator)	1265	FOOD VENTURES CENTER -KITCHEN INCUBATOR	Canceled	CDBG	\$0.00	\$0.00	\$0.00
		Project Total					\$0.00	\$0.00	\$0.00
	92	Microenterprise Development Program	1263	FINDLAY MKT.MICROENTERPRISE DEVELOPMENT	Completed	CDBG	\$45,832.00	\$45,832.00	\$0.00
		Project Total					\$45,832.00	\$45,832.00	\$0.00
	93	Greater Cincinnati Microenterprise Initiative	1264	GRTR. CINTI. MICROENTERPRISE INITIATIVE	Completed	CDBG	\$44,000.00	\$44,000.00	\$0.00
		Project Total					\$44,000.00	\$44,000.00	\$0.00
	95	S-ESG ADMINISTRATION-01	1302	S-ESG ADMINISTRATION-01	Completed	ESG	\$28,690.70	\$28,690.70	\$0.00
		Project Total					\$28,690.70	\$28,690.70	\$0.00
	97	Caracole Recovery Community HVAC Improvement	1380	CARACOLE RECOVERY COMMUNITY HVAC IMPROV	Completed	CDBG	\$30,000.00	\$30,000.00	\$0.00
		Project Total					\$30,000.00	\$30,000.00	\$0.00
	98	CCAT HVAC Improvements	1477	C.C.A.T. HVAC IMPROVEMENTS	Completed	CDBG	\$73,178.95	\$73,178.95	\$0.00
		Project Total					\$73,178.95	\$73,178.95	\$0.00
	99	West End Health Center	1271	WEST END HEALTH CENTER	Completed	CDBG	\$351,000.00	\$351,000.00	\$0.00
		Project Total					\$351,000.00	\$351,000.00	\$0.00

U.S. Department of Housing and Urban Development
Office of Community Planning and Development
Integrated Disbursement and Information System
List of Activities By Program Year And Project
CINCINNATI,OH

DATE: 03-29-22
TIME: 15:15
PAGE: 50

Plan Year	IDIS Project	Project	IDIS Activity ID	Activity Name	Activity Status	Program	Funded Amount	Draw Amount	Balance
2001	100	Clifton Heights Facade Program (NBD)	1270	NBD CLIFTON HEIGHTS FACADE PROGRAM	Completed	CDBG	\$146,866.27	\$146,866.27	\$0.00
		Project Total					\$146,866.27	\$146,866.27	\$0.00
	102	Evanston Streetscape Phase 2 (NBD)	1267	NBD EVANSTON STREETScape- PHASE 2	Completed	CDBG	\$212,500.00	\$212,500.00	\$0.00
		Project Total					\$212,500.00	\$212,500.00	\$0.00
	103	Main Street Facade Phase III	1261	MAIN STREET FACADE PHASE III	Completed	CDBG	\$262,854.51	\$262,854.51	\$0.00
		Project Total					\$262,854.51	\$262,854.51	\$0.00
	105	Section 108 Debt Service	1246	SECTION 108 DEBT SERVICE	Completed	CDBG	\$1,406,131.88	\$1,406,131.88	\$0.00
			4359	Pendleton Square Section 108 Loan Project	Open	CDBG	\$536,756.60	\$536,756.60	\$0.00
		Project Total					\$1,942,888.48	\$1,942,888.48	\$0.00
	106	Hope Offered to People Everywhere (HOPE)	1673	HOPE OFFERED TO PEOPLE EVERYWHERE	Completed	CDBG	\$80,000.00	\$80,000.00	\$0.00
		Project Total					\$80,000.00	\$80,000.00	\$0.00
	107	EMERGENCY BUSINESS ASSISTANCE PROGRAM	1256	EMERGENCY BUSINESS ASST.-AREA BENEFIT	Completed	CDBG	\$189,429.46	\$189,429.46	\$0.00
			1257	EMERGENCY BUSINESS ASST.-SPOT BLIGHT	Canceled	CDBG	\$0.00	\$0.00	\$0.00
			1321	EMERGENCY BUSINESS ASST PROJECT DELIVERY	Completed	CDBG	\$17,944.40	\$17,944.40	\$0.00
		Project Total					\$207,373.86	\$207,373.86	\$0.00
	108	LAUREL HOMES HOPE VI	1297	LAUREL HOMES REDEVELOPMENT	Completed	CDBG	\$1,999,975.00	\$1,999,975.00	\$0.00
			1298	LAUREL HOMES REDEVELOPMENT	Completed	HOME	\$1,000,000.00	\$1,000,000.00	\$0.00
			4350	Laurel Homes Redevelopment Section 108	Open	CDBG	\$4,000,000.00	\$4,000,000.00	\$0.00
		Project Total					\$6,999,975.00	\$6,999,975.00	\$0.00
	109	HOPE EARLY CHILDHOOD DEVELOPMENT CENTER HVAC REPLACEMENT	1306	HOPE EARLY CHILDHOOD DEV CRT HVAC REPLAC	Completed	CDBG	\$12,250.00	\$12,250.00	\$0.00
		Project Total					\$12,250.00	\$12,250.00	\$0.00
	110	OVER-THE-RHINE ENHANCED LIGHTING	1309	OVER THE RHINE ENHANCED LIGHTING	Completed	CDBG	\$130,158.43	\$130,158.43	\$0.00
		Project Total					\$130,158.43	\$130,158.43	\$0.00
	111	HILLCREST CENTER KROGERS	1311	HILLCREST CENTER FACADE & IMPROVEMENTS	Canceled	CDBG	\$0.00	\$0.00	\$0.00
		Project Total					\$0.00	\$0.00	\$0.00
	112	SUMMER YOUTH PROGRAM	1312	SUMMER YOUTH EMPLOYMENT	Completed	CDBG	\$300,000.00	\$300,000.00	\$0.00
		Project Total					\$300,000.00	\$300,000.00	\$0.00
	113	EMERGENCY BUSINESS GRANTS	1314	EBG PROJECT DELIVERY COSTS	Completed	CDBG	\$13,141.71	\$13,141.71	\$0.00
			1319	EBG BARRS LOAN OFFICE	Completed	CDBG	\$15,221.00	\$15,221.00	\$0.00
			1328	EBG ALMOUNA FASHIONS	Completed	CDBG	\$58,160.00	\$58,160.00	\$0.00
			1376	EBG VIVA RESTAURANT	Completed	CDBG	\$32,815.00	\$32,815.00	\$0.00
			1377	EBG NOMAX INC.	Completed	CDBG	\$32,465.00	\$32,465.00	\$0.00
			1383	EBG G.L.K. VENDING	Completed	CDBG	\$21,186.00	\$21,186.00	\$0.00
			1396	EBG WHOLEMAN CARE ENTERPRISES	Completed	CDBG	\$92,325.00	\$92,325.00	\$0.00
			1401	EBG DOWN TO THE BONE (WAYNE ASHBY)	Completed	CDBG	\$25,233.00	\$25,233.00	\$0.00
			1425	EBG MAXX TRAXX PRODUCTIONS INC.	Completed	CDBG	\$9,300.00	\$9,300.00	\$0.00
			1426	EBG MP VENDING DBA MENIO PSIHOUNTAKIS	Completed	CDBG	\$5,132.32	\$5,132.32	\$0.00

U.S. Department of Housing and Urban Development
Office of Community Planning and Development
Integrated Disbursement and Information System
List of Activities By Program Year And Project
CINCINNATI,OH

DATE: 03-29-22
TIME: 15:15
PAGE: 51

Plan Year	IDIS Project	Project	IDIS Activity ID	Activity Name	Activity Status	Program	Funded Amount	Draw Amount	Balance	
2001	113	EMERGENCY BUSINESS GRANTS	1429	EBG COURTYARD ON MAIN DBA MAINVIEW INC	Completed	CDBG	\$2,400.00	\$2,400.00	\$0.00	
			1445	EBG-RENDEZVOUS CAFE	Completed	CDBG	\$7,305.63	\$7,305.63	\$0.00	
			1467	EBG PROPERTY ACQUISITION GROUP LLC	Completed	CDBG	\$3,795.00	\$3,795.00	\$0.00	
			Project Total				\$318,479.66	\$318,479.66	\$0.00	
	114	OVER-THE-RHINE PENDLETON ACQUISITION HOLDING COSTS	1316	OVER-THE-RHINE PENDLETON ACQUISITION COS	Completed	CDBG	\$629,059.73	\$629,059.73	\$0.00	
							\$629,059.73	\$629,059.73	\$0.00	
	115	GREATER CINCINNATI AIDS CONSORTIUM	1324	GREATER CINCINNATI AIDS CONSORTIUM	Completed	HOPWA	\$10,000.00	\$10,000.00	\$0.00	
							\$10,000.00	\$10,000.00	\$0.00	
	116	CINCINNATI LEAD PROGRAM	1325	CINCINNATI LEAD PROGRAM	Completed	CDBG	\$225,000.00	\$225,000.00	\$0.00	
							\$225,000.00	\$225,000.00	\$0.00	
	117	ALEXANDRA APARTMENTS	1326	ALEXANDRA APARTMENTS	Completed	HOME	\$2,224,000.00	\$2,224,000.00	\$0.00	
				ALEXANDRA APARTMENTS	Canceled	HOME	\$0.00	\$0.00	\$0.00	
				ALEXANDRA APARTMENTS	Completed	CDBG	\$8,543,798.00	\$8,543,798.00	\$0.00	
				Project Total			\$10,767,798.00	\$10,767,798.00	\$0.00	
	118	JOB TRAINING WORK EXPERIENCE FOR ADULTS	1378	JOB TRAINING WORK EXPERIENCE	Completed	CDBG	\$380,800.49	\$380,800.49	\$0.00	
							\$380,800.49	\$380,800.49	\$0.00	
	119	MILLCREEK RESTORATION PROJECT	1407	MILLCREEK RESTORATION PROJECT	Completed	CDBG	\$175,000.00	\$175,000.00	\$0.00	
							\$175,000.00	\$175,000.00	\$0.00	
	120	CINCINNATI HOMEOWNER INFILL & REHAB PROGRAM (CHIRP)	1466	CHIRP 926 ELBERON AVENUE	Completed	HOME	\$42,000.00	\$42,000.00	\$0.00	
				1505	CHIRP - 3322 HACKBERRY STREET	Completed	HOME	\$26,278.88	\$26,278.88	\$0.00
				1557	CHIRP 1118-20 Race Street	Completed	CDBG	\$62,254.90	\$62,254.90	\$0.00
				1558	CHIRP-1118-1120 RACE STREET	Canceled	CDBG	\$0.00	\$0.00	\$0.00
				1596	CHIRP-2911 SIDNEY AVENUE	Completed	HOME	\$30,000.00	\$30,000.00	\$0.00
				1893	C.H.I.R.P.-522 EAST 12TH STREET	Completed	CDBG	\$57,821.27	\$57,821.27	\$0.00
				Project Total			\$218,355.05	\$218,355.05	\$0.00	
							CDBG	\$37,578,916.82	\$37,578,916.82	\$0.00
							ESG	\$625,297.95	\$625,297.95	\$0.00
							HOME	\$3,806,716.83	\$3,806,716.83	\$0.00
							HOPWA	\$481,855.47	\$481,855.47	\$0.00
								\$42,492,787.07	\$42,492,787.07	\$0.00
	2002	1	Housing Maintenance Services	1353	HOUSING MAINTENANCE SERVICES	Completed	CDBG	\$1,899,998.64	\$1,899,998.64	\$0.00
								\$1,899,998.64	\$1,899,998.64	\$0.00
		2	Homeowner Rehabilitation Loan Program	1356	HOMEOWNER REHABILITATION LOAN PROGRAM	Completed	CDBG	\$2,314,489.58	\$2,314,489.58	\$0.00
								\$2,314,489.58	\$2,314,489.58	\$0.00
3		Housing Counseling Services	1354	HOUSING COUNSELING SERVICES	Completed	CDBG	\$88,750.00	\$88,750.00	\$0.00	
							\$88,750.00	\$88,750.00	\$0.00	
4		Housing Development Round Homeowners	1389	HDR HOMEOWNERS DELIVERY	Completed	CDBG	\$468,753.86	\$468,753.86	\$0.00	

U.S. Department of Housing and Urban Development
Office of Community Planning and Development
Integrated Disbursement and Information System
List of Activities By Program Year And Project
CINCINNATI,OH

DATE: 03-29-22
TIME: 15:15
PAGE: 52

Plan Year	IDIS Project	Project	IDIS Activity ID	Activity Name	Activity Status	Program	Funded Amount	Draw Amount	Balance
2002	4	Housing Development Round Homeowners	1469	HDR HOMEOWNERS - REBUILDING MILL VALLEY	Completed	HOME	\$170,000.00	\$170,000.00	\$0.00
			1566	HDR HOMEOWNERS DELIVERY COSTS	Completed	HOME	\$9,063.75	\$9,063.75	\$0.00
		Project Total					\$647,817.61	\$647,817.61	\$0.00
	5	Section 108 Debt Service	1419	SECTION 108 DEBT SERVICE	Completed	CDBG	\$339,165.08	\$339,165.08	\$0.00
		Project Total					\$339,165.08	\$339,165.08	\$0.00
	6	Down Payment Assistance	1359	DOWN PAYMENT ASSISTANCE	Completed	CDBG	\$79,541.09	\$79,541.09	\$0.00
		Project Total					\$79,541.09	\$79,541.09	\$0.00
	7	AIDS Volunteers of Cincinnati (AVOC)	1347	AVOC SUPPORTIVE SERVICES	Completed	HOPWA	\$175,788.62	\$175,788.62	\$0.00
			1526	AVOC SCATTERED SITE HOUSING	Completed	HOPWA	\$22,487.38	\$22,487.38	\$0.00
							\$198,276.00	\$198,276.00	\$0.00
	8	Rental Rehabilitation Program	1393	3600 WARSAW AVENUE	Canceled	HOME	\$0.00	\$0.00	\$0.00
			1422	RENTAL REHAB DELIVERY COSTS	Completed	CDBG	\$170,000.00	\$170,000.00	\$0.00
			1428	TERRI MANOR ASSOCIATES, LTD.	Completed	HOME	\$779,000.00	\$779,000.00	\$0.00
			1485	RRP 1110 EGAN COURT	Completed	HOME	\$30,000.00	\$30,000.00	\$0.00
			1765	2342 WILDER AVENUE	Completed	HOME	\$29,998.00	\$29,998.00	\$0.00
			1796	RRP THOMAS MIRKOS	Canceled	HOME	\$0.00	\$0.00	\$0.00
			1874	RRP FRANCISCAN HOMES #1	Completed	HOME	\$281,429.32	\$281,429.32	\$0.00
			1881	RRP-4422 READING AND 3654 ALTAR	Completed	HOME	\$61,998.00	\$61,998.00	\$0.00
		Project Total					\$1,352,425.32	\$1,352,425.32	\$0.00
	9	Fair Housing Services	1357	FAIR HOUSING SERVICES	Completed	CDBG	\$205,000.00	\$205,000.00	\$0.00
		Project Total					\$205,000.00	\$205,000.00	\$0.00
	10	Central Parkway Towers Rental Assistance	1360	CENTRAL PARKWAY TOWERS RENTAL ASSISTANCE	Completed	CDBG	\$7,320.00	\$7,320.00	\$0.00
		Project Total					\$7,320.00	\$7,320.00	\$0.00
	12	Code Enforcement Relocation	1413	CODE ENFORCEMENT RELOCATION	Completed	CDBG	\$143,945.88	\$143,945.88	\$0.00
		Project Total					\$143,945.88	\$143,945.88	\$0.00
	13	Tenant Representation	1349	TENANT REPRESENTATION	Completed	CDBG	\$190,000.00	\$190,000.00	\$0.00
		Project Total					\$190,000.00	\$190,000.00	\$0.00
	14	Concentrated Code Enforcement	1392	CONCENTRATED CODE ENFORCEMENT	Completed	CDBG	\$200,000.00	\$200,000.00	\$0.00
		Project Total					\$200,000.00	\$200,000.00	\$0.00
	15	Hazard Abatement Barricade Program	1391	HAZARD ABATEMENT BARRICADE PROGRAM	Completed	CDBG	\$527,411.18	\$527,411.18	\$0.00
		Project Total					\$527,411.18	\$527,411.18	\$0.00
	16	Neighborhood Gardens Program	1351	NEIGHBORHOOD GARDENS PROGRAM	Completed	CDBG	\$35,000.00	\$35,000.00	\$0.00
		Project Total					\$35,000.00	\$35,000.00	\$0.00
	17	Neighborhood Development Corporation (NDC) Support	1414	NDC SUPPORT	Completed	CDBG	\$382,970.39	\$382,970.39	\$0.00
		Project Total					\$382,970.39	\$382,970.39	\$0.00
	18	Technical Assistance to Neighborhood Development Corp.	1350	TECHNICAL ASST. TO NEIGHBORHOOD DEV.CORP	Completed	CDBG	\$101,016.64	\$101,016.64	\$0.00

U.S. Department of Housing and Urban Development
Office of Community Planning and Development
Integrated Disbursement and Information System
List of Activities By Program Year And Project
CINCINNATI,OH

DATE: 03-29-22
TIME: 15:15
PAGE: 53

Plan Year	IDIS Project	Project	IDIS Activity ID	Activity Name	Activity Status	Program	Funded Amount	Draw Amount	Balance
2002	18	Project Total					\$101,016.64	\$101,016.64	\$0.00
	19	Brownfield/Industrial Redevelopment	1490	BROWNFIELDS/INDUSTRIAL REDEVELOPMENT	Completed	CDBG	\$208,516.31	\$208,516.31	\$0.00
			2145	KITCHENS BY RUTENSCHROER RETENTION	Completed	CDBG	\$53,488.60	\$53,488.60	\$0.00
		Project Total					\$262,004.91	\$262,004.91	\$0.00
	20	S-Caracole, Inc.-02	1364	CARACOLE SUPPORTIVE SERVICES	Completed	HOPWA	\$164,742.66	\$164,742.66	\$0.00
			1375	S-CARACOLE HOUSE-02	Completed	ESG	\$26,000.00	\$26,000.00	\$0.00
			1527	CARACOLE HOUSING SERVICES	Completed	HOPWA	\$39,027.33	\$39,027.33	\$0.00
		Project Total					\$229,769.99	\$229,769.99	\$0.00
	21	HOPWA City Administration Costs	1346	HOPWA CITY ADMINISTRATION COSTS	Completed	HOPWA	\$13,000.00	\$13,000.00	\$0.00
		Project Total					\$13,000.00	\$13,000.00	\$0.00
	22	Tenant Assistance	1408	TENANT ASSISTANCE	Completed	CDBG	\$44,389.62	\$44,389.62	\$0.00
		Project Total					\$44,389.62	\$44,389.62	\$0.00
	23	S-Bethany House-02	1374	S-BETHANY HOUSE-02	Completed	ESG	\$62,000.00	\$62,000.00	\$0.00
		Project Total					\$62,000.00	\$62,000.00	\$0.00
	24	S-The YWCA Battered Women's Shelter-02	1372	S-THE YMCA BATTERED WOMEN'S SHELTER 02	Completed	ESG	\$20,000.00	\$20,000.00	\$0.00
		Project Total					\$20,000.00	\$20,000.00	\$0.00
	25	S-Drop Inn Center Shelter & Standown-02	1366	S-DROP INN CENTER SHELTER & STANDOWN -02	Completed	ESG	\$215,000.00	\$215,000.00	\$0.00
			1552	DROP INN CENTER ROOF REPLACEMENT	Completed	CDBG	\$73,756.84	\$73,756.84	\$0.00
		Project Total					\$288,756.84	\$288,756.84	\$0.00
	26	Homeownership/Neighborhood Revitalization	1420	HOMEOWNER/NBHD REVIT PRJ DELIVERY	Completed	CDBG	\$190,676.96	\$190,676.96	\$0.00
			1421	HOMEOWNERSHIP/NBHD REVIT ACQ/REHAB	Completed	CDBG	\$268.70	\$268.70	\$0.00
		Project Total					\$190,945.66	\$190,945.66	\$0.00
	27	S-Lighthouse Youth Services-02	1369	S-LIGHTHOUSE YOUTH SERVICES	Completed	ESG	\$62,000.00	\$62,000.00	\$0.00
		Project Total					\$62,000.00	\$62,000.00	\$0.00
	28	S-Chabad House Emergency Shelter for Families-02	1365	S-CHABAD HOUSE EMERGENCY SHELTER	Canceled	ESG	\$0.00	\$0.00	\$0.00
		Project Total					\$0.00	\$0.00	\$0.00
	29	Credit Union Services and Economic Education	1362	CREDIT UNION SERV. & ECONOMIC EDUCATION	Completed	CDBG	\$78,840.27	\$78,840.27	\$0.00
		Project Total					\$78,840.27	\$78,840.27	\$0.00
	30	CHRC Back-On-The-Block	1363	CHRC BACK ON THE BLOCK	Completed	CDBG	\$65,000.00	\$65,000.00	\$0.00
		Project Total					\$65,000.00	\$65,000.00	\$0.00
	31	Juvenile Delinquency Prevention	1341	JUVENILE DELINQUENCY PREVENTION	Completed	CDBG	\$718,000.00	\$718,000.00	\$0.00
		Project Total					\$718,000.00	\$718,000.00	\$0.00
	32	Youth Employment Initiative Program	1338	YOUTH EMPLOYMENT INITIATIVE PROGRAM	Completed	CDBG	\$249,813.56	\$249,813.56	\$0.00
		Project Total					\$249,813.56	\$249,813.56	\$0.00
	33	S-Interfaith Hospitality Network Emergency Shelter-02	1368	S-INTERFAITH HOSPITALITY NETWORK SHELTER	Completed	ESG	\$15,000.00	\$15,000.00	\$0.00
		Project Total					\$15,000.00	\$15,000.00	\$0.00
	34	Lincoln Court Redevelopment	1446	LINCOLN COURT REDEVELOPMENT	Completed	CDBG	\$575,000.00	\$575,000.00	\$0.00

U.S. Department of Housing and Urban Development
Office of Community Planning and Development
Integrated Disbursement and Information System
List of Activities By Program Year And Project
CINCINNATI, OH

DATE: 03-29-22
TIME: 15:15
PAGE: 54

Plan Year	IDIS Project	Project	IDIS Activity ID	Activity Name	Activity Status	Program	Funded Amount	Draw Amount	Balance
2002	34	Lincoln Court Redevelopment	1446	LINCOLN COURT REDEVELOPMENT	Completed	HOME	\$375,000.00	\$375,000.00	\$0.00
		Project Total					\$950,000.00	\$950,000.00	\$0.00
	36	Human Services and CDBG Administration	1461	HUMAN SERVICES AND CDBG ADMINISTRATION	Completed	CDBG	\$84,027.83	\$84,027.83	\$0.00
			1476	HUMAN SERVICES PROJECT IMPLEMENTATION	Completed	CDBG	\$65,643.42	\$65,643.42	\$0.00
		Project Total					\$149,671.25	\$149,671.25	\$0.00
	37	Employment Initiatives/Van Pooling	1344	EMPLOYMENT INITIATIVES/VAN POOLING	Completed	CDBG	\$380,234.02	\$380,234.02	\$0.00
		Project Total					\$380,234.02	\$380,234.02	\$0.00
	38	Millcreek Restoration Project	1361	MILLCREEK RESTORATION PROJECT	Completed	CDBG	\$175,000.00	\$175,000.00	\$0.00
		Project Total					\$175,000.00	\$175,000.00	\$0.00
	39	PREP, Inc.	1340	PREP INC.	Completed	CDBG	\$113,948.25	\$113,948.25	\$0.00
		Project Total					\$113,948.25	\$113,948.25	\$0.00
	40	Job Training and Litter Control Program	1342	JOB TRAINING AND LITTER CONTROL PROGRAM	Completed	CDBG	\$169,267.76	\$169,267.76	\$0.00
		Project Total					\$169,267.76	\$169,267.76	\$0.00
	41	S-Mercy Franciscan at St. John's-02	1370	S-MERCY FRANCISCAN AT ST. JOHN'S-02	Completed	ESG	\$17,000.00	\$17,000.00	\$0.00
			1496	MERCY FRANCISCAN MAIN STREET RENOVATION	Completed	CDBG	\$39,400.00	\$39,400.00	\$0.00
		Project Total					\$56,400.00	\$56,400.00	\$0.00
	42	Small Business Enterprise Program	1447	SMALL BUSINESS ENTERPRISE PROGRAM	Completed	CDBG	\$25,432.20	\$25,432.20	\$0.00
		Project Total					\$25,432.20	\$25,432.20	\$0.00
	43	Northern Kentucky Independent District Health Department	1345	NORTHERN KY. INDEPENDENT DISTRICT HEALTH	Completed	HOPWA	\$39,999.69	\$39,999.69	\$0.00
		Project Total					\$39,999.69	\$39,999.69	\$0.00
	44	NBD Property Holding Account	1441	NBD PROPERTY HOLDING COSTS	Completed	CDBG	\$9,926.85	\$9,926.85	\$0.00
		Project Total					\$9,926.85	\$9,926.85	\$0.00
	45	Cincinnati Small Business Loan Fund	1397	EBL DANCING KINGFISH (CELLBLOCK CLUB)	Completed	CDBG	\$40,000.00	\$40,000.00	\$0.00
			1400	EBL TEEZ SPORTS CAFE (ANTHONY RONNEY)	Completed	CDBG	\$25,000.00	\$25,000.00	\$0.00
			1402	EBL WALPOLE MEATS (PATRICIA WALPOLE)	Completed	CDBG	\$15,000.00	\$15,000.00	\$0.00
			1406	EBL AIRJAN INC.	Canceled	CDBG	\$0.00	\$0.00	\$0.00
			1409	EBL-AIR JAN, INC	Completed	CDBG	\$25,000.00	\$25,000.00	\$0.00
			1416	EBL TALGOOD ENTERPRISES	Completed	CDBG	\$50,000.00	\$50,000.00	\$0.00
			1417	EBL RANDALL HOOVER PHOTOGRAPHY	Completed	CDBG	\$50,000.00	\$50,000.00	\$0.00
			1418	EBL DREYER ENTERPRISES INC DBA TINA'S	Completed	CDBG	\$50,000.00	\$50,000.00	\$0.00
			1427	EBL CELEBRATION LTD	Completed	CDBG	\$31,000.00	\$31,000.00	\$0.00
			1430	EBL COURTYARD CAFE ON MAIN DBA MAINVIEW	Completed	CDBG	\$30,000.00	\$30,000.00	\$0.00
			1431	EBL BLUE WISP JAZZ CLUB DBA M. WISBY	Completed	CDBG	\$50,000.00	\$50,000.00	\$0.00
			1432	EBL ROHS HARDWARE INC	Canceled	CDBG	\$0.00	\$0.00	\$0.00
			1433	EBL COMET FIVE RESTAURANT	Completed	CDBG	\$30,000.00	\$30,000.00	\$0.00
			1434	EBL SPRING GROVE BP GAS STATION	Completed	CDBG	\$25,000.00	\$25,000.00	\$0.00
			1435	EBL IN BETWEEN RESTRT/SYCAMORE LEISURE	Completed	CDBG	\$25,000.00	\$25,000.00	\$0.00

U.S. Department of Housing and Urban Development
Office of Community Planning and Development
Integrated Disbursement and Information System
List of Activities By Program Year And Project
CINCINNATI,OH

DATE: 03-29-22
TIME: 15:15
PAGE: 55

Plan Year	IDIS Project	Project	IDIS Activity ID	Activity Name	Activity Status	Program	Funded Amount	Draw Amount	Balance
2002	45	Cincinnati Small Business Loan Fund	1436	EBL STEPPING OUT SALON/DEBORAH LEWIS	Completed	CDBG	\$15,000.00	\$15,000.00	\$0.00
			1437	EBL WINGS N THINGS DBA JIM DAVIS	Completed	CDBG	\$10,000.00	\$10,000.00	\$0.00
			1438	EBL BROMWELL COMPANY INC.	Completed	CDBG	\$50,000.00	\$50,000.00	\$0.00
			1439	CSBLF/EBL PROJECT DELIVERY COSTS	Completed	CDBG	\$663,867.67	\$663,867.67	\$0.00
						HOME	\$0.00	\$0.00	\$0.00
			1442	EBL MULLANE'S CAFE, INC	Completed	CDBG	\$25,000.00	\$25,000.00	\$0.00
			1443	EBL - STK INDUSTRIES INC.	Completed	CDBG	\$50,000.00	\$50,000.00	\$0.00
			1444	EBL CINTI DANCE CTR INC (ARTHUR MURRAY)	Completed	CDBG	\$50,000.00	\$50,000.00	\$0.00
			1449	EBL KAFFEE KLATSCH INC.	Completed	CDBG	\$30,000.00	\$30,000.00	\$0.00
			1450	EBL A. SAUER & COMPANY INC.	Completed	CDBG	\$30,000.00	\$30,000.00	\$0.00
			1453	EBL NOBBY CUSTOM TAILORS, INC	Completed	CDBG	\$50,000.00	\$50,000.00	\$0.00
			1454	EBL BROWN - CRESCENT, INC.	Completed	CDBG	\$15,000.00	\$15,000.00	\$0.00
			1455	EBL CAROLE A. PAINE.DBA CAROLE PAINE.C.A	Completed	CDBG	\$8,000.00	\$8,000.00	\$0.00
			1456	EBL ALMOUNA FASHIONS	Completed	CDBG	\$20,000.00	\$20,000.00	\$0.00
			1457	EBL NURRE BUILDING MATERIAL CO	Completed	CDBG	\$50,000.00	\$50,000.00	\$0.00
			1458	EBL CELLULAR WHOLESALE WAREHOUSE	Completed	CDBG	\$20,000.00	\$20,000.00	\$0.00
			1471	EBL MAXX TRAXX PRODUCTIONS	Completed	CDBG	\$15,000.00	\$15,000.00	\$0.00
			1472	EBL TRI-STATE NUMISMATICS DBA COINSPLUS	Completed	CDBG	\$50,000.00	\$50,000.00	\$0.00
			1473	EBL PLUM STREET PIPELINE	Completed	CDBG	\$50,000.00	\$50,000.00	\$0.00
			1474	EBL SNAPPY TOMATO DBA JORDAN ENTERPRISES	Completed	CDBG	\$20,000.00	\$20,000.00	\$0.00
			1475	EBL DAVIS CATERING INC	Completed	CDBG	\$50,000.00	\$50,000.00	\$0.00
			1479	EBL GKL VENDING DBA G.PSIHOUNTAKIS	Completed	CDBG	\$35,000.00	\$35,000.00	\$0.00
			1480	EBL NEW TEMPLE DELI INC	Completed	CDBG	\$50,000.00	\$50,000.00	\$0.00
			1481	EBL E.F. FOOD SERVICES LTD	Completed	CDBG	\$50,000.00	\$50,000.00	\$0.00
			1482	EBL PAUL HAMMOND SALES DBA I LOVE CINCY	Completed	CDBG	\$50,000.00	\$50,000.00	\$0.00
			1483	EBL MICHAEL LOWE GALLERY	Completed	CDBG	\$50,000.00	\$50,000.00	\$0.00
			1484	EBL GOLD STAR CHILI DBA GHUNEIM 4TH ST.	Completed	CDBG	\$50,000.00	\$50,000.00	\$0.00
			1486	EBL SPY CLUB INC	Canceled	CDBG	\$0.00	\$0.00	\$0.00
			1487	EBL WOLF PHOTOGRAPHIC ARTS	Completed	CDBG	\$50,000.00	\$50,000.00	\$0.00
			1489	EBL ARNOLDS BAR & GRILL	Completed	CDBG	\$25,000.00	\$25,000.00	\$0.00
			1491	EBL JULIUS BAER FLORIST	Completed	CDBG	\$25,000.00	\$25,000.00	\$0.00
			1492	EBL BARLEYCORN'S SIXTH INC.	Completed	CDBG	\$25,000.00	\$25,000.00	\$0.00
			1493	EBL GREG'S ANTIQUES INC	Completed	CDBG	\$50,000.00	\$50,000.00	\$0.00
			1494	EBL INNER PEACE HOLISTIC CENTER	Completed	CDBG	\$15,000.00	\$15,000.00	\$0.00
			1498	EBL GHUNIEM COURT DBA DIANES RESTAURANT	Completed	CDBG	\$25,000.00	\$25,000.00	\$0.00
			1499	EBL LIL POOS INC	Completed	CDBG	\$50,000.00	\$50,000.00	\$0.00
			1500	EBL PAULA'S GOURMET CAFE	Completed	CDBG	\$50,000.00	\$50,000.00	\$0.00
			1652	CSBLF MAXX TRAXX PRODUCTIONS	Completed	CDBG	\$32,000.00	\$32,000.00	\$0.00
			2105	KITCHENS BY RUTENSCHROER	Completed	CDBG	\$95,912.33	\$95,912.33	\$0.00

U.S. Department of Housing and Urban Development
Office of Community Planning and Development
Integrated Disbursement and Information System
List of Activities By Program Year And Project
CINCINNATI,OH

DATE: 03-29-22
TIME: 15:15
PAGE: 56

Plan Year	IDIS Project	Project	IDIS Activity ID	Activity Name	Activity Status	Program	Funded Amount	Draw Amount	Balance
2002	45	Project Total					\$2,445,780.00	\$2,445,780.00	\$0.00
	46	Cincinnati Business Incubator (CBI)	1336	CINCINNATI BUSINESS INCUBATOR (CBI)	Completed	CDBG	\$240,000.00	\$240,000.00	\$0.00
		Project Total					\$240,000.00	\$240,000.00	\$0.00
	47	Small Business Technical Assistance Program	1440	SMALL BUSINESS TECHNICAL ASSISTANCE 2002	Completed	CDBG	\$54,000.00	\$54,000.00	\$0.00
		Project Total					\$54,000.00	\$54,000.00	\$0.00
	48	Project Impact Over-The-Rhine	1337	PROJECT IMPACT OVER THE RHINE	Completed	CDBG	\$160,000.00	\$160,000.00	\$0.00
		Project Total					\$160,000.00	\$160,000.00	\$0.00
	49	Findlay Market Revitalization Project Phase IV	1488	FINDLAY MARKET REVITALIZATION - PHASE IV	Completed	CDBG	\$600,000.00	\$600,000.00	\$0.00
		Project Total					\$600,000.00	\$600,000.00	\$0.00
	50	General Administration and Planning	1415	GEN.ADMINISTRATION 2002	Completed	CDBG	\$2,685,537.79	\$2,685,537.79	\$0.00
		Project Total					\$2,685,537.79	\$2,685,537.79	\$0.00
	51	S-Tom Geiger Guest House, Inc.-02	1373	S-TOM GEIGER GUEST HOUSE INC.-02	Completed	ESG	\$20,000.00	\$20,000.00	\$0.00
			1625	TOM GEIGER WINDOW REPLACEMENT	Canceled	CDBG	\$0.00	\$0.00	\$0.00
		Project Total					\$20,000.00	\$20,000.00	\$0.00
	52	Housing Development Round Renters	1390	HSG RND RENTER DELIVERY COSTS	Completed	CDBG	\$294,000.05	\$294,000.05	\$0.00
			1525	PARK HALL HOME REHAB LOAN-HOUSING ROUND	Completed	HOME	\$218,000.00	\$218,000.00	\$0.00
			1559	HDR - COMMUNITY VIEWS	Completed	CDBG	\$74,927.66	\$74,927.66	\$0.00
			1564	HDR RENTERS-COMMUNITY VIEWS	Completed	HOME	\$408,409.00	\$408,409.00	\$0.00
			1565	HDR RENTERS - LIBERTY & MAIN PROPERTIES	Completed	CDBG	\$568,702.78	\$568,702.78	\$0.00
			1626	HDR MCHENRY HOUSE	Completed	HOME	\$1,272,754.73	\$1,272,754.73	\$0.00
		Project Total					\$2,836,794.22	\$2,836,794.22	\$0.00
	53	It Takes A Village Parenting Program	1343	IT TAKES A VILLAGE PARENTING PROGRAM	Completed	CDBG	\$154,498.67	\$154,498.67	\$0.00
		Project Total					\$154,498.67	\$154,498.67	\$0.00
	54	Emergency Mortgage Assistance	1358	EMERGENCY MORTGAGE ASSISTANCE	Completed	CDBG	\$99,980.00	\$99,980.00	\$0.00
		Project Total					\$99,980.00	\$99,980.00	\$0.00
	55	Homesteading	1355	HOMESTEADING	Completed	CDBG	\$994,917.62	\$994,917.62	\$0.00
		Project Total					\$994,917.62	\$994,917.62	\$0.00
	57	Working in Neighborhoods	1423	WORKING IN NEIGHBORHOODS	Completed	CDBG	\$183,835.73	\$183,835.73	\$0.00
		Project Total					\$183,835.73	\$183,835.73	\$0.00
	58	Community Action Agency @ Swifton Commons	1495	COMMUNITY ACTION AGCY @ SWIFTON COMMONS	Completed	CDBG	\$507,000.00	\$507,000.00	\$0.00
		Project Total					\$507,000.00	\$507,000.00	\$0.00
	59	Elm Street Clinic Renovation	1670	ELM STREET CLINIC RENOVATION	Completed	CDBG	\$175,000.00	\$175,000.00	\$0.00
		Project Total					\$175,000.00	\$175,000.00	\$0.00
	60	Microenterprise Development Program	1334	MICROENTERPRISE DEVELOPMENT PROGRAM	Completed	CDBG	\$50,000.00	\$50,000.00	\$0.00
		Project Total					\$50,000.00	\$50,000.00	\$0.00
	61	Greater Cincinnati Microenterprise Initiative	1335	GREATER CINCINNATI MICROENTERPRISE INIT.	Completed	CDBG	\$43,674.87	\$43,674.87	\$0.00
		Project Total					\$43,674.87	\$43,674.87	\$0.00

U.S. Department of Housing and Urban Development
Office of Community Planning and Development
Integrated Disbursement and Information System
List of Activities By Program Year And Project
CINCINNATI,OH

DATE: 03-29-22
TIME: 15:15
PAGE: 57

Plan Year	IDIS Project	Project	IDIS Activity ID	Activity Name	Activity Status	Program	Funded Amount	Draw Amount	Balance
2002	62	S-ESG Administration-02	1367	S-ESG ADMINISTRATION-02	Completed	ESG	\$7,500.00	\$7,500.00	\$0.00
		Project Total					\$7,500.00	\$7,500.00	\$0.00
	63	S-Rapid Exit Program-02	1371	S-RAPID EXIT PROGRAM -02	Completed	ESG	\$97,637.15	\$97,637.15	\$0.00
		Project Total					\$97,637.15	\$97,637.15	\$0.00
	64	Talbert House Boiler Replacement	1604	TALBERT HOUSE BOILER REPLACEMENT	Completed	CDBG	\$40,000.00	\$40,000.00	\$0.00
		Project Total					\$40,000.00	\$40,000.00	\$0.00
	65	Anna Louise Inn	1573	ANNA LOUISE INN-CINCINNATI UNION BETHEL	Completed	CDBG	\$50,000.00	\$50,000.00	\$0.00
		Project Total					\$50,000.00	\$50,000.00	\$0.00
	67	Cincinnati Lead Program	1462	CINCINNATI LEAD PROGRAM	Completed	CDBG	\$225,000.00	\$225,000.00	\$0.00
		Project Total					\$225,000.00	\$225,000.00	\$0.00
	68	Laurel Homes	1452	LAUREL HOMES REDEVELOPMENT	Completed	HOME	\$300,000.00	\$300,000.00	\$0.00
			1497	LAUREL HOMES JOB CREATION OPPORTUNITIES	Completed	CDBG	\$239,259.49	\$239,259.49	\$0.00
		Project Total					\$539,259.49	\$539,259.49	\$0.00
	69	NBD Improvements	1459	NBD MOM'S RESTAURANT PARKING	Completed	CDBG	\$19,213.31	\$19,213.31	\$0.00
			1460	NBD EAST WALNUT HILLS PARKING LOT	Completed	CDBG	\$99,373.14	\$99,373.14	\$0.00
			1501	NBD BOND HILL FACADE PROGRAM	Completed	CDBG	\$100,000.00	\$100,000.00	\$0.00
			1514	NBD CLIFTON HEIGHTS NGHBD PARK STUDY	Completed	CDBG	\$1,510.18	\$1,510.18	\$0.00
			1515	NBD CORRYVILLE/UNIV.VILLAGE DESIGN PLAN	Completed	CDBG	\$52,500.00	\$52,500.00	\$0.00
			1583	WALNUT HILLS E-COMMERCE CENTER	Completed	CDBG	\$54,087.54	\$54,087.54	\$0.00
			1658	NBD WALNUT HILLS MCMILLAN STREETScape	Completed	CDBG	\$16,500.00	\$16,500.00	\$0.00
		Project Total					\$343,184.17	\$343,184.17	\$0.00
	70	Tender Mercies Window Replacement	1605	TENDER MERCIES WINDOW REPLACEMENT	Completed	CDBG	\$40,000.00	\$40,000.00	\$0.00
		Project Total					\$40,000.00	\$40,000.00	\$0.00
	72	AIDS Task Force of Southeast Central Indiana	1348	AIDS TASK FORCE OF SE CENTRAL INDIANA	Completed	HOPWA	\$3,926.05	\$3,926.05	\$0.00
		Project Total					\$3,926.05	\$3,926.05	\$0.00
	73	Summer Youth Employment	1339	SUMMER YOUTH PROGRAM	Completed	CDBG	\$300,000.00	\$300,000.00	\$0.00
		Project Total					\$300,000.00	\$300,000.00	\$0.00
	74	GREATER CINCINNATI AIDS CONSORTIUM	1502	GREATER CINCINNATI AIDS CONSORTIUM	Completed	HOPWA	\$10,509.43	\$10,509.43	\$0.00
		Project Total					\$10,509.43	\$10,509.43	\$0.00
	75	DESALES PLAZA DEVELOPMENT	1516	DESALES PLAZA DEVELOPMENT	Completed	CDBG	\$256,320.00	\$256,320.00	\$0.00
		Project Total					\$256,320.00	\$256,320.00	\$0.00
	76	EXPANDED TEMPORARY HOUSING PROGRAM	1578	EXPANDED TEMPORARY HOUSING PROGRAM	Completed	ESG	\$43,300.00	\$43,300.00	\$0.00
		Project Total					\$43,300.00	\$43,300.00	\$0.00
	77	OTR STRATEGIC REDEVELOPMENT	1621	OTR STRATEGIC REDEVELOPMENT	Completed	CDBG	\$414,965.79	\$414,965.79	\$0.00
		Project Total					\$414,965.79	\$414,965.79	\$0.00
		Program Total				CDBG	\$21,714,578.15	\$21,714,578.15	\$0.00
						ESG	\$585,437.15	\$585,437.15	\$0.00

U.S. Department of Housing and Urban Development
Office of Community Planning and Development
Integrated Disbursement and Information System
List of Activities By Program Year And Project
CINCINNATI,OH

DATE: 03-29-22
TIME: 15:15
PAGE: 58

Plan Year	IDIS Project	Project	IDIS Activity ID	Activity Name	Activity Status	Program	Funded Amount	Draw Amount	Balance
2002						HOME	\$3,935,652.80	\$3,935,652.80	\$0.00
						HOPWA	\$469,481.16	\$469,481.16	\$0.00
	2002 Total						\$26,705,149.26	\$26,705,149.26	\$0.00
2003	1	Housing Maintenance Services	1548	HOUSING MAINTENANCE SERVICES	Completed	CDBG	\$1,656,857.15	\$1,656,857.15	\$0.00
	Project Total						\$1,656,857.15	\$1,656,857.15	\$0.00
	2	Deferred Rehab Loans & Lead Abatement Grants	1503	DEFERRED REHAB LOANS AND GRANTS DELIVERY	Completed	HOME	\$616,903.10	\$616,903.10	\$0.00
			1628	3542 IDLEWILD	Completed	HOME	\$62,403.00	\$62,403.00	\$0.00
			1633	1428 PULLAN AVENUE	Completed	HOME	\$39,750.00	\$39,750.00	\$0.00
			1634	421 TURRILL STREET	Completed	HOME	\$66,018.87	\$66,018.87	\$0.00
			1635	1905 CLARION AVE	Completed	HOME	\$79,274.00	\$79,274.00	\$0.00
			1636	5827 ARNSBY PL	Completed	HOME	\$31,599.07	\$31,599.07	\$0.00
			1637	1552 TREMONT ST	Completed	HOME	\$52,538.00	\$52,538.00	\$0.00
			1638	845 WINDHAM AVE	Completed	HOME	\$90,918.00	\$90,918.00	\$0.00
			1639	1645 W NORTH BEND	Completed	HOME	\$40,648.17	\$40,648.17	\$0.00
			1640	4660 N EDGEWOOD	Completed	HOME	\$43,300.00	\$43,300.00	\$0.00
			1641	1041 ACADEMY AVE	Completed	HOME	\$91,694.00	\$91,694.00	\$0.00
			1642	1825 SUNNYBROOK	Completed	HOME	\$44,396.33	\$44,396.33	\$0.00
			1643	3560 VINE ST	Completed	HOME	\$72,022.00	\$72,022.00	\$0.00
			1644	2920 HACKBERRY	Completed	HOME	\$87,559.06	\$87,559.06	\$0.00
			1645	3616 BEVIS AVE	Completed	HOME	\$50,719.29	\$50,719.29	\$0.00
			1647	6321 COLERIDGE AVE	Completed	HOME	\$77,784.00	\$77,784.00	\$0.00
			1660	3625 WABASH AVENUE	Completed	HOME	\$66,185.99	\$66,185.99	\$0.00
			1663	3112 WALWORTH AVENUE	Completed	HOME	\$129,085.30	\$129,085.30	\$0.00
			1689	1756 LAWN AVENUE	Completed	HOME	\$45,229.00	\$45,229.00	\$0.00
			1766	2926 AQUADALE LANE	Completed	HOME	\$15,151.76	\$15,151.76	\$0.00
			1774	1342 BURDETT AVENUE	Completed	HOME	\$56,373.00	\$56,373.00	\$0.00
			1775	8 FOX STREET	Completed	HOME	\$81,008.70	\$81,008.70	\$0.00
			1783	1945 KINNEY AVENUE	Completed	HOME	\$70,905.41	\$70,905.41	\$0.00
			1785	4321 NORMANDY AVENUE	Completed	HOME	\$69,047.04	\$69,047.04	\$0.00
			1786	HRLP - 3106 TROY AVENUE	Completed	HOME	\$132,110.44	\$132,110.44	\$0.00
	Project Total						\$2,212,623.53	\$2,212,623.53	\$0.00
	4	New Housing Development Infrastructure	1620	HOUSING DEV INFRASTRUCTURE DELIVERY	Completed	CDBG	\$431,980.99	\$431,980.99	\$0.00
			1623	100 WEST ELDER RENOVATION	Completed	CDBG	\$90,000.00	\$90,000.00	\$0.00
			1935	ST. PIUS PLACE SENIOR HOUSING	Completed	HOME	\$480,436.65	\$480,436.65	\$0.00
			2156	6915 VINE STREET-CARTHAGE REHABARAMA	Completed	HOME	\$37,786.26	\$37,786.26	\$0.00
			2158	107 WEST 68TH STREET-CARTHAGE REHABARAMA	Completed	HOME	\$35,550.45	\$35,550.45	\$0.00
			2160	222 WEST 69TH ST-CARTHAGE REHABARAMA	Completed	HOME	\$35,000.00	\$35,000.00	\$0.00
			2162	6619 VINE ST-CARTHAGE REHABARAMA	Completed	HOME	\$35,972.16	\$35,972.16	\$0.00

U.S. Department of Housing and Urban Development
Office of Community Planning and Development
Integrated Disbursement and Information System
List of Activities By Program Year And Project
CINCINNATI,OH

DATE: 03-29-22
TIME: 15:15
PAGE: 59

Plan Year	IDIS Project	Project	IDIS Activity ID	Activity Name	Activity Status	Program	Funded Amount	Draw Amount	Balance
2003	4	New Housing Development Infrastructure	2304	CARTHAGE REHABARAMA 124 W 70TH ST	Completed	HOME	\$36,220.00	\$36,220.00	\$0.00
			2393	7310 FAIRPARK-CARTHAGE REHABARAMA	Completed	HOME	\$35,000.00	\$35,000.00	\$0.00
			2401	258 W. 73RD STREET-CARTHAGE REHAB	Canceled	HOME	\$0.00	\$0.00	\$0.00
			2402	123 W. 73RD STREET-CARTHAGE REHAB	Completed	HOME	\$23,394.88	\$23,394.88	\$0.00
		Project Total					\$1,241,341.39	\$1,241,341.39	\$0.00
	6	Down Payment Assistance	1599	DOWN PAYMENT ASSISTANCE	Completed	CDBG	\$35,129.26	\$35,129.26	\$0.00
							\$35,129.26	\$35,129.26	\$0.00
	7	AIDS Volunteers of Cincinnati (AVOC)	1580	AIDS VOLUNTEERS OF CINCINNATI-HOUSING	Completed	HOPWA	\$68,616.71	\$68,616.71	\$0.00
			1581	AVOC CASE MANAGEMENT	Completed	HOPWA	\$126,383.29	\$126,383.29	\$0.00
			1606	AVOC BUILDING REPAIR	Completed	CDBG	\$96,159.85	\$96,159.85	\$0.00
		Project Total					\$291,159.85	\$291,159.85	\$0.00
	8	Rental Rehabilitation Program	1513	RENTAL REHAB PROGRAM - ADMINISTRATION	Completed	HOME	\$449,873.78	\$449,873.78	\$0.00
			1542	RRP SYCAMORE HILL APARTMENTS	Completed	HOME	\$190,000.00	\$190,000.00	\$0.00
			1584	RRP GARDEN LANE LLC	Completed	HOME	\$336,000.00	\$336,000.00	\$0.00
			1609	RRP-4426 READING LANE	Completed	HOME	\$32,000.00	\$32,000.00	\$0.00
			1616	RRP COMMUNITY MANOR LTD	Completed	HOME	\$172,000.00	\$172,000.00	\$0.00
			1758	960 GRAND AVENUE	Completed	HOME	\$335,000.00	\$335,000.00	\$0.00
			1759	732 GREENWOOD AVENUE	Canceled	HOME	\$0.00	\$0.00	\$0.00
			2046	RRP - 274 DORCHESTER	Completed	HOME	\$32,734.48	\$32,734.48	\$0.00
		Project Total					\$1,547,608.26	\$1,547,608.26	\$0.00
	9	Fair Housing Services	1553	FAIR HOUSING -H.O.M.E.	Completed	CDBG	\$207,000.00	\$207,000.00	\$0.00
							\$207,000.00	\$207,000.00	\$0.00
	11	Alcoholism Council Building Improvements	1624	ALCOHOLISM COUNCIL BLDG IMPROVEMENTS	Completed	CDBG	\$20,000.00	\$20,000.00	\$0.00
							\$20,000.00	\$20,000.00	\$0.00
	12	Code Enforcement Relocation	1520	CODE ENFORCEMENT RELOCATION	Completed	CDBG	\$142,049.95	\$142,049.95	\$0.00
							\$142,049.95	\$142,049.95	\$0.00
	13	Tenant Representation	1554	TENANT REPRESENTATION-LEGAL AID	Completed	CDBG	\$192,000.00	\$192,000.00	\$0.00
							\$192,000.00	\$192,000.00	\$0.00
	14	Concentrated Code Enforcement	1568	CONCENTRATED CODE ENFORCEMENT	Completed	CDBG	\$300,000.00	\$300,000.00	\$0.00
							\$300,000.00	\$300,000.00	\$0.00
	15	Abandoned/Vacant Buildings Barricade and Demolition	1547	HAZARD ABATEMENT & BARRICADE PROGRAM	Completed	CDBG	\$504,676.75	\$504,676.75	\$0.00
			1655	DRUGHOUSE SHUTDOWN INITIATIVE	Completed	CDBG	\$99,400.00	\$99,400.00	\$0.00
							\$604,076.75	\$604,076.75	\$0.00
	16	Neighborhood Gardens Program	1555	NEIGHBORHOOD GARDENS-CIVIC GARDEN CENTER	Completed	CDBG	\$35,900.00	\$35,900.00	\$0.00
							\$35,900.00	\$35,900.00	\$0.00

U.S. Department of Housing and Urban Development
Office of Community Planning and Development
Integrated Disbursement and Information System
List of Activities By Program Year And Project
CINCINNATI,OH

DATE: 03-29-22
TIME: 15:15
PAGE: 60

Plan Year	IDIS Project	Project	IDIS Activity ID	Activity Name	Activity Status	Program	Funded Amount	Draw Amount	Balance
2003	17	Neighborhood Capacity Building and Technical Assistance	1537	CAPACITY BUILDING-CDC SUPPORT	Completed	CDBG	\$214,366.65	\$214,366.65	\$0.00
			1543	CAPACITY BUILDING -TECHNICAL ASSISTANCE	Completed	CDBG	\$80,824.45	\$80,824.45	\$0.00
			1544	CAPACITY BLDG - ADMINISTRATION	Completed	CDBG	\$30,232.41	\$30,232.41	\$0.00
		Project Total					\$325,423.51	\$325,423.51	\$0.00
	18	Cincinnati Homeowner Infill & Rehab Program	1722	CHIRP-2142-2152 STAEBLER AVENUE	Canceled	HOME	\$0.00	\$0.00	\$0.00
			1780	C.H.I.R.P. 2350 HENRIANNE COURT	Completed	HOME	\$28,101.00	\$28,101.00	\$0.00
			1964	C.H.I.R.P. 2322 HENRIANNE CT.	Canceled	HOME	\$0.00	\$0.00	\$0.00
			1974	CHIRP - 2332 HENRIANNE COURT	Canceled	HOME	\$0.00	\$0.00	\$0.00
			1975	CHIRP - 2342 HENRIANNE COURT	Canceled	HOME	\$0.00	\$0.00	\$0.00
		Project Total					\$28,101.00	\$28,101.00	\$0.00
	19	Strategic Planning for Urban Redevelopment	1534	S.P.U.R. QUEENSGATE SOUTH REDEVLPMT	Completed	CDBG	\$258,815.07	\$258,815.07	\$0.00
			1592	S.P.U.R. LOWER PRICE HILL PLAN	Completed	CDBG	\$23,226.97	\$23,226.97	\$0.00
			1617	S.P.U.R.LEAD ASSESSMENTS/VINE ST FACADES	Completed	CDBG	\$330.00	\$330.00	\$0.00
			1618	S.P.U.R. PROJECT DELIVERY COSTS	Completed	CDBG	\$17,555.42	\$17,555.42	\$0.00
		Project Total					\$299,927.46	\$299,927.46	\$0.00
	20	S-Caracole, Inc.-03	1582	CARACOLE HOUSING	Completed	HOPWA	\$35,431.34	\$35,431.34	\$0.00
			1586	CARACOLE - SERVICES	Completed	HOPWA	\$120,842.24	\$120,842.24	\$0.00
			1587	CARACOLE-HOUSING INFORMATION SERVICES +	Completed	HOPWA	\$23,665.38	\$23,665.38	\$0.00
			1588	CARACOLE - ADMINISTRATION	Completed	HOPWA	\$18,021.04	\$18,021.04	\$0.00
			1612	S-CARACOLE HOUSE TRANSITIONAL HOUSING-03	Completed	ESG	\$26,000.00	\$26,000.00	\$0.00
		Project Total					\$223,960.00	\$223,960.00	\$0.00
	22	Tenant Assistance	1519	TENANT ASSISTANCE	Completed	CDBG	\$42,998.17	\$42,998.17	\$0.00
							\$42,998.17	\$42,998.17	\$0.00
	23	S-Bethany House-03	1611	S-BETHANY HOUSE-03	Completed	ESG	\$62,000.00	\$62,000.00	\$0.00
							\$62,000.00	\$62,000.00	\$0.00
	24	S-The YWCA Battered Women's Shelter-03	1610	S-YWCA BATTERED WOMENS SHELTER-03	Completed	ESG	\$25,000.00	\$25,000.00	\$0.00
							\$25,000.00	\$25,000.00	\$0.00
	25	S-Drop Inn Center Shelter & Standown-03	1576	DROP INN CENTER	Completed	ESG	\$215,000.00	\$215,000.00	\$0.00
							\$215,000.00	\$215,000.00	\$0.00
	27	S-Lighthouse Youth Services-03	1613	S-LIGHTHOUSE YOUTH SERVICES-03	Completed	ESG	\$62,000.00	\$62,000.00	\$0.00
							\$62,000.00	\$62,000.00	\$0.00
	29	Credit Union Services and Economic Education	1593	CREDIT UNION SERVICES & ECONOMIC EDUCN	Completed	CDBG	\$84,000.00	\$84,000.00	\$0.00
							\$84,000.00	\$84,000.00	\$0.00
	30	Youth Development Programs	1507	YOUTH DEVELOPMENT-TAKES A VILLAGE	Completed	CDBG	\$174,412.83	\$174,412.83	\$0.00
			1510	YOUTH DEVELOPMENT-BACK ON THE BLOCK	Completed	CDBG	\$22,500.00	\$22,500.00	\$0.00
			1511	YOUTH DEVELOPMENT-JUVENILE DELINQUENCY	Completed	CDBG	\$621,128.91	\$621,128.91	\$0.00
			1764	YOUTH DEVELOPMENT PROJECTS DELIVERY	Completed	CDBG	\$81,190.93	\$81,190.93	\$0.00
		Project Total					\$899,232.67	\$899,232.67	\$0.00

U.S. Department of Housing and Urban Development
Office of Community Planning and Development
Integrated Disbursement and Information System
List of Activities By Program Year And Project
CINCINNATI, OH

DATE: 03-29-22
TIME: 15:15
PAGE: 61

Plan Year	IDIS Project	Project	IDIS Activity ID	Activity Name	Activity Status	Program	Funded Amount	Draw Amount	Balance
2003	31	Drug Elimination Program	1524	DRUG ELIMINATION PROGRAM	Completed	CDBG	\$99,823.96	\$99,823.96	\$0.00
		Project Total					\$99,823.96	\$99,823.96	\$0.00
	33	S-Interfaith Hospitality Network Emergency Shelter-03	1595	S-INTERFAITH HOSPITALITY NETWORK SHELTER	Completed	ESG	\$25,000.00	\$25,000.00	\$0.00
		Project Total					\$25,000.00	\$25,000.00	\$0.00
	35	N. Fairmount/Old Firehouse Renovation	1600	NORTH FAIRMOUNT OLD FIREHOUSE RENOVATION	Canceled	CDBG	\$0.00	\$0.00	\$0.00
		Project Total					\$0.00	\$0.00	\$0.00
	36	Memorial Center Face Lift	1570	MEMORIAL CENTER OPERATION FACELIFT	Canceled	CDBG	\$0.00	\$0.00	\$0.00
		Project Total					\$0.00	\$0.00	\$0.00
	37	Adult Employment Programs	1506	ADULT EMPLOYMENT PROGRAM	Completed	CDBG	\$100,481.01	\$100,481.01	\$0.00
		Project Total					\$100,481.01	\$100,481.01	\$0.00
	38	Millcreek Restoration Project	1654	MILLCREEK RESTORATION PROJECT	Completed	CDBG	\$175,000.00	\$175,000.00	\$0.00
		Project Total					\$175,000.00	\$175,000.00	\$0.00
	39	Mallory Center Code Repairs	1671	MALLORY CENTER CODE REPAIRS	Completed	CDBG	\$41,078.40	\$41,078.40	\$0.00
		Project Total					\$41,078.40	\$41,078.40	\$0.00
	40	Job Training and Litter Control Program	1528	JOB TRAINING/LITTER CONTROL	Completed	CDBG	\$217,410.76	\$217,410.76	\$0.00
		Project Total					\$217,410.76	\$217,410.76	\$0.00
	41	S-Mercy Franciscan at St. John's-03	1594	S-RAPID EXIT PROGRAM-03	Completed	ESG	\$70,145.17	\$70,145.17	\$0.00
			1629	S-MERCY FRANCISCAN AT ST. JOHN'S	Completed	ESG	\$25,000.00	\$25,000.00	\$0.00
			1653	S-MERCY FRANCISCAN EXPANDED TEMP HSG-03	Completed	ESG	\$43,300.00	\$43,300.00	\$0.00
		Project Total					\$138,445.17	\$138,445.17	\$0.00
	42	Small Business Enterprise Program	1651	SMALL BUSINESS ENTERPRISE PROGRAM	Completed	CDBG	\$21,840.26	\$21,840.26	\$0.00
		Project Total					\$21,840.26	\$21,840.26	\$0.00
	43	Northern Kentucky Independent District Health Department	1615	NKIDHD - HOUSING 03	Completed	HOPWA	\$69,500.00	\$69,500.00	\$0.00
		Project Total					\$69,500.00	\$69,500.00	\$0.00
	44	NBD Property Holding Account	1521	NBD PROPERTY HOLDING COSTS	Completed	CDBG	\$14,972.36	\$14,972.36	\$0.00
		Project Total					\$14,972.36	\$14,972.36	\$0.00
	45	Cincinnati Small Business Loan Fund	1509	CSBLF - PROJECT DELIVERY COSTS	Completed	CDBG	\$156,558.21	\$156,558.21	\$0.00
			1590	CSBLF GROW CINCINNATI FUND	Canceled	CDBG	\$0.00	\$0.00	\$0.00
			1649	MICRO CITY LOAN-NEW CONCEPTS JANITORIAL	Completed	CDBG	\$17,000.00	\$17,000.00	\$0.00
			1650	MICRO CITY LOAN -E'LON LLC	Completed	CDBG	\$35,000.00	\$35,000.00	\$0.00
			1771	MICROCITY-JULIET WENZLER INTERIOR DESIGN	Completed	CDBG	\$10,000.00	\$10,000.00	\$0.00
			1772	MICROCITY LOAN - MITCHELLS PLUMBING	Completed	CDBG	\$15,000.00	\$15,000.00	\$0.00
			1773	MICROCITY LOAN - LUCY BLUE PIZZA	Completed	CDBG	\$35,000.00	\$35,000.00	\$0.00
			1781	GROW CINTI FUND (1 OF 2)	Completed	CDBG	\$150,000.00	\$150,000.00	\$0.00
			1946	GROW CINTI FUND (2 OF 2)	Completed	CDBG	\$450,000.00	\$450,000.00	\$0.00
			2043	GCF - DALTON MARATHON	Canceled	CDBG	\$0.00	\$0.00	\$0.00

U.S. Department of Housing and Urban Development
Office of Community Planning and Development
Integrated Disbursement and Information System
List of Activities By Program Year And Project
CINCINNATI,OH

DATE: 03-29-22
TIME: 15:15
PAGE: 62

Plan Year	IDIS Project	Project	IDIS Activity ID	Activity Name	Activity Status	Program	Funded Amount	Draw Amount	Balance
2003	45	Cincinnati Small Business Loan Fund	2106	KITCHENS BY RUTENSCHROER	Completed	CDBG	\$104,087.67	\$104,087.67	\$0.00
		Project Total					\$972,645.88	\$972,645.88	\$0.00
	46	Small Business Services and Technical Assistance	1530	SMARTMONEY COMMUNITY SERVICES	Completed	CDBG	\$49,708.36	\$49,708.36	\$0.00
			1531	AFRICAN AMERICAN CHAMBER OF COMMERCE	Completed	CDBG	\$15,311.84	\$15,311.84	\$0.00
			1532	GRTR.CINTI.MICROENTERPRISE INITIATIVE	Completed	CDBG	\$44,250.00	\$44,250.00	\$0.00
			1545	CINCINNATI BUSINESS INCUBATOR	Completed	CDBG	\$174,443.94	\$174,443.94	\$0.00
			1661	SBSTA DELIVERY COSTS	Completed	CDBG	\$134,585.81	\$134,585.81	\$0.00
		Project Total					\$418,299.95	\$418,299.95	\$0.00
	48	Findlay Market Job Training	1608	PROJECT IMPACT OTR JOB TRAINING	Completed	CDBG	\$70,000.00	\$70,000.00	\$0.00
		Project Total					\$70,000.00	\$70,000.00	\$0.00
	49	Findlay Market	1567	FINDLAY MARKET HOUSE IMPROVEMENTS	Completed	CDBG	\$907,983.61	\$907,983.61	\$0.00
		Project Total					\$907,983.61	\$907,983.61	\$0.00
	50	General Administration and Planning	1504	HOME ADMINISTRATION COSTS	Completed	HOME	\$368,471.48	\$368,471.48	\$0.00
			1522	S-ESG ADMINISTRATION-03	Completed	ESG	\$21,800.00	\$21,800.00	\$0.00
			1533	PROPERTY MANAGEMENT IMPROVEMENT PROGRAM	Canceled	HOME	\$0.00	\$0.00	\$0.00
			1579	HOPWA CITY ADMIN COSTS	Completed	HOPWA	\$13,681.00	\$13,681.00	\$0.00
			1631	GENERAL ADMINISTRATION & PLANNING	Completed	CDBG	\$2,798,004.40	\$2,798,004.40	\$0.00
			1632	SECTION 108 DEBT SERVICE	Completed	CDBG	\$597,715.89	\$597,715.89	\$0.00
		Project Total					\$3,799,672.77	\$3,799,672.77	\$0.00
	51	S-Tom Geiger Guest House, Inc.-03	1614	S-TOM GEIGER GUEST HOUSE -03	Completed	ESG	\$25,000.00	\$25,000.00	\$0.00
		Project Total					\$25,000.00	\$25,000.00	\$0.00
	52	Tap/Permit Fee Assistance	1517	*TAP 109 WINKLER STREET	Completed	HOME	\$4,643.00	\$4,643.00	\$0.00
			1518	*TAP 111 WINKLER STREET	Completed	HOME	\$5,610.50	\$5,610.50	\$0.00
			1535	TAP -234 WEST SEYMOUR AVENUE	Completed	HOME	\$3,696.00	\$3,696.00	\$0.00
			1536	TAP 238 WEST SEYMOUR AVENUE	Completed	HOME	\$5,832.50	\$5,832.50	\$0.00
			1538	TAP 3102 MATHERS STREET	Completed	HOME	\$5,960.24	\$5,960.24	\$0.00
			1539	T.A.P. 4333 PLAINVILLE ROAD	Completed	HOME	\$3,770.42	\$3,770.42	\$0.00
			1540	*T.A.P. 4335 PLAINVILLE ROAD	Completed	HOME	\$4,038.42	\$4,038.42	\$0.00
			1541	T.A.P. 6763 BRITTON AVENUE	Completed	HOME	\$3,027.50	\$3,027.50	\$0.00
			1550	*TAP 512 TAFEL AVENUE	Completed	HOME	\$1,270.00	\$1,270.00	\$0.00
			1551	*TAP 514 TAFEL AVENUE	Completed	HOME	\$5,628.50	\$5,628.50	\$0.00
			1560	T.A.P. 4240 LEEPER AVENUE	Completed	HOME	\$5,614.50	\$5,614.50	\$0.00
			1561	T.A.P. 4244 LEEPER AVENUE	Completed	HOME	\$5,614.50	\$5,614.50	\$0.00
			1607	T.A.P. 128 WINKLER STREET	Completed	HOME	\$4,807.50	\$4,807.50	\$0.00
			1656	T.A.P. 533 HALE AVENUE	Completed	HOME	\$5,717.50	\$5,717.50	\$0.00
			1657	T.A.P. 535 HALE AVENUE	Completed	HOME	\$5,673.50	\$5,673.50	\$0.00
		Project Total					\$70,904.58	\$70,904.58	\$0.00

U.S. Department of Housing and Urban Development
Office of Community Planning and Development
Integrated Disbursement and Information System
List of Activities By Program Year And Project
CINCINNATI,OH

DATE: 03-29-22
TIME: 15:15
PAGE: 63

Plan Year	IDIS Project	Project	IDIS Activity ID	Activity Name	Activity Status	Program	Funded Amount	Draw Amount	Balance
2003	53	Youth Employment Programs	1508	YEP-CCY YOUTH EMPLOYMENT INITIATIVES	Completed	CDBG	\$263,000.00	\$263,000.00	\$0.00
			1512	YEP-SUMMER YOUTH EMPLOYMENT	Completed	CDBG	\$247,500.00	\$247,500.00	\$0.00
			1662	YOUTH EMPLOYMENT PROJECT DELIVERY	Completed	CDBG	\$35,924.46	\$35,924.46	\$0.00
		Project Total					\$546,424.46	\$546,424.46	\$0.00
	54	Emergency Mortgage Assistance	1549	EMERGENCY MORTGAGE ASSISTANCE	Completed	CDBG	\$101,852.92	\$101,852.92	\$0.00
							\$101,852.92	\$101,852.92	\$0.00
	56	Mt Auburn Senior Center	1556	MT. AUBURN SENIOR CENTER IMPROVEMENTS	Completed	CDBG	\$50,000.00	\$50,000.00	\$0.00
							\$50,000.00	\$50,000.00	\$0.00
	57	Wesley Hall Kitchen Addition	1562	WESLEY HALL KITCHEN RENOVATION	Completed	CDBG	\$149,000.00	\$149,000.00	\$0.00
							\$149,000.00	\$149,000.00	\$0.00
	59	Elm Street Clinic Renovation	1669	ELM STREET CLINIC RENOVATION	Completed	CDBG	\$200,000.00	\$200,000.00	\$0.00
							\$200,000.00	\$200,000.00	\$0.00
	60	Our Daily Bread Roof Replacement	1603	OUR DAILY BREAD ROOF REPLACEMENT	Completed	CDBG	\$60,000.00	\$60,000.00	\$0.00
							\$60,000.00	\$60,000.00	\$0.00
	63	S-House of Hope/Transitional-03	1577	S-HOUSE OF HOPE TEMPORARY HOUSING - 03	Completed	ESG	\$24,999.34	\$24,999.34	\$0.00
							\$24,999.34	\$24,999.34	\$0.00
	64	Pendleton Heritage Center Renovations	1569	PENDLETON HERITAGE CENTER RENOVATIONS	Completed	CDBG	\$49,999.97	\$49,999.97	\$0.00
							\$49,999.97	\$49,999.97	\$0.00
	65	YMCA Playground Restoration	1571	YMCA DAYCARE PLAYGROUND RESTORATION	Canceled	CDBG	\$0.00	\$0.00	\$0.00
							\$0.00	\$0.00	\$0.00
	67	Cincinnati Lead Hazard Testing Program	1598	CINCINNATI LEAD PROGRAM	Completed	CDBG	\$225,000.00	\$225,000.00	\$0.00
							\$225,000.00	\$225,000.00	\$0.00
	68	Laurel Homes HOPE VI Job Opportunities	1597	HOPE VI DELIVERY COSTS	Completed	CDBG	\$30,000.00	\$30,000.00	\$0.00
			1791	LAUREL HOMES-LINN STREET RETAIL DEVLPMT	Completed	CDBG	\$362,525.00	\$362,525.00	\$0.00
							\$392,525.00	\$392,525.00	\$0.00
	69	NBD Improvements	1572	NBD EAST WALNUT HILLS STREETSCAPE	Completed	CDBG	\$239,039.69	\$239,039.69	\$0.00
			1574	NBD COLLEGE HILL PARKING PROJECT	Completed	CDBG	\$89,604.22	\$89,604.22	\$0.00
			1591	NBD CAMP WASHINGTON MARKET STUDY	Completed	CDBG	\$30,000.00	\$30,000.00	\$0.00
			1619	NBD CLIFTON HEIGHTS FACADE PROGRAM	Completed	CDBG	\$47,159.15	\$47,159.15	\$0.00
			1622	NBD IMPROVEMENTS-ADMIN	Completed	CDBG	\$32,788.40	\$32,788.40	\$0.00
			1877	LINCOLN GILBERT IMP-HARRIET BEECHER STOW	Completed	CDBG	\$183,632.18	\$183,632.18	\$0.00
			2465	NBD IMPROVEMENTS-ADMIN	Completed	CDBG	\$106,996.41	\$106,996.41	\$0.00
		Project Total					\$729,220.05	\$729,220.05	\$0.00
	70	Seven Hills/PRIDE After School Pogram	1563	SEVEN HILLS/PRIDE AFTER SCHOOL PROGRAM	Completed	CDBG	\$36,122.17	\$36,122.17	\$0.00
							\$36,122.17	\$36,122.17	\$0.00
	71	St Aloysius ADA and Window Replacements	1575	ST. ALOYSIUS WINDOW REPLACEMENT	Completed	CDBG	\$52,380.00	\$52,380.00	\$0.00
							\$52,380.00	\$52,380.00	\$0.00
	72	AIDS Task Force of Southeast Central Indiana	1630	AIDS TASK FORCE SE CENTRAL INDIANA	Completed	HOPWA	\$4,630.00	\$4,630.00	\$0.00

U.S. Department of Housing and Urban Development
Office of Community Planning and Development
Integrated Disbursement and Information System
List of Activities By Program Year And Project
CINCINNATI,OH

DATE: 03-29-22
TIME: 15:15
PAGE: 64

Plan Year	IDIS Project	Project	IDIS Activity ID	Activity Name	Activity Status	Program	Funded Amount	Draw Amount	Balance
2003	72	Project Total					\$4,630.00	\$4,630.00	\$0.00
	74	RECEIVERSHIP PROGRAM	1601	RECEIVERSHIP PROGRAM	Completed	CDBG	\$17,426.15	\$17,426.15	\$0.00
		Project Total					\$17,426.15	\$17,426.15	\$0.00
	75	CLEAN AND SAFE NEIGHBORHOODS	1602	COUNSELING & PLACEMENT SERVICES	Completed	CDBG	\$65,144.00	\$65,144.00	\$0.00
			1777	AVONDALE PRIDE CENTER	Completed	CDBG	\$71,577.46	\$71,577.46	\$0.00
		Project Total					\$136,721.46	\$136,721.46	\$0.00
	76	FLOAT LOANS/SECTION 108 DELIVERY COSTS	1627	FLOAT LOANS/SECTION 108 DELIVERY COSTS	Completed	CDBG	\$14,238.95	\$14,238.95	\$0.00
		Project Total					\$14,238.95	\$14,238.95	\$0.00
	77	FINDLAY MARKET CONSTRUCTION OPERATIONS	1529	CORPORATION FOR FINDLAY MARKET (CFFM)	Completed	CDBG	\$200,000.00	\$200,000.00	\$0.00
			1646	FINDLAY MKT CONSTRUCTION OPERATIONS	Completed	CDBG	\$149,999.46	\$149,999.46	\$0.00
		Project Total					\$349,999.46	\$349,999.46	\$0.00
	78	FINDLAY MARKET AMBASSADORS PROGRAM	1648	FINDLAY MARKET AMBASSADORS PROGRAM	Completed	CDBG	\$300,000.00	\$300,000.00	\$0.00
		Project Total					\$300,000.00	\$300,000.00	\$0.00
	79	OTR PLAN IMPLEMENTATION	1659	OTR PLAN IMPLEMENTATION	Completed	CDBG	\$15,363.54	\$15,363.54	\$0.00
		Project Total					\$15,363.54	\$15,363.54	\$0.00
	80	EITC OUTREACH AND FINANCIAL LITERACY	1546	EITC OUTREACH AND FINANCIAL LITERACY	Completed	CDBG	\$15,000.00	\$15,000.00	\$0.00
		Project Total					\$15,000.00	\$15,000.00	\$0.00
	81	CENTRAL CLINIC RENOVATION	1672	CENTRAL CLINIC RENOVATION	Completed	CDBG	\$124,999.80	\$124,999.80	\$0.00
		Project Total					\$124,999.80	\$124,999.80	\$0.00
						CDBG	\$15,464,266.17	\$15,464,266.17	\$0.00
						ESG	\$625,244.51	\$625,244.51	\$0.00
						HOME	\$4,947,069.25	\$4,947,069.25	\$0.00
						HOPWA	\$480,771.00	\$480,771.00	\$0.00
		Program Total					\$21,517,350.93	\$21,517,350.93	\$0.00
		2003 Total					\$21,517,350.93	\$21,517,350.93	\$0.00
2004	1	Housing Maintenance Services	1677	HOUSING MAINTENANCE SERVICES	Completed	CDBG	\$1,862,352.94	\$1,862,352.94	\$0.00
		Project Total					\$1,862,352.94	\$1,862,352.94	\$0.00
	2	Deferred Rehab Loans & Lead Abatement Grants	1708	HOMEOWNER REHAB LOAN PROGRAM - HOC	Completed	CDBG	\$695,015.87	\$695,015.87	\$0.00
			1724	6507 VINE STREET	Completed	HOME	\$32,073.00	\$32,073.00	\$0.00
			1725	1432 PULLAN AVENUE	Completed	HOME	\$80,870.36	\$80,870.36	\$0.00
			1726	281 AVALON STREET	Completed	HOME	\$43,525.00	\$43,525.00	\$0.00
			1753	1219 LAIDLAW	Completed	HOME	\$90,815.00	\$90,815.00	\$0.00
			1754	4207 SIMPSON AVENUE	Completed	HOME	\$52,238.60	\$52,238.60	\$0.00
			1776	6321 SIERRA STREET	Completed	HOME	\$55,256.00	\$55,256.00	\$0.00
			1782	4545 HECTOR AVENUE	Completed	HOME	\$89,320.80	\$89,320.80	\$0.00
			1787	HRLP - 535 SLACK STREET	Completed	CDBG	\$144,769.68	\$144,769.68	\$0.00
			1795	HRLP - 931 CHATEAU AVENUE	Completed	CDBG	\$69,876.49	\$69,876.49	\$0.00
			1886	1116 WIONNA	Completed	HOME	\$47,063.00	\$47,063.00	\$0.00
			1887	HRLP-983 WINDSOR STREET	Completed	CDBG	\$109,611.91	\$109,611.91	\$0.00

U.S. Department of Housing and Urban Development
Office of Community Planning and Development
Integrated Disbursement and Information System
List of Activities By Program Year And Project
CINCINNATI,OH

DATE: 03-29-22
TIME: 15:15
PAGE: 65

Plan Year	IDIS Project	Project	IDIS Activity ID	Activity Name	Activity Status	Program	Funded Amount	Draw Amount	Balance
2004	2	Deferred Rehab Loans & Lead Abatement Grants	1928	HRLP - 3345 ARROW AVENUE	Completed	HOME	\$74,522.50	\$74,522.50	\$0.00
			1940	HRLP - 3602 IDLEWILD	Completed	HOME	\$129,242.06	\$129,242.06	\$0.00
			1950	HRLP - 6707 KENNEDY AVENUE	Completed	HOME	\$92,091.85	\$92,091.85	\$0.00
		Project Total					\$1,806,292.12	\$1,806,292.12	\$0.00
	3	Section 8 Tenant Counseling and Placement	1709	SECT.8 TENANT COUNSELING & PLACEMENT	Completed	CDBG	\$62,419.15	\$62,419.15	\$0.00
			1719	SECTION 8 TENANT COUNSELING & PLACEMENT	Canceled	CDBG	\$0.00	\$0.00	\$0.00
							\$62,419.15	\$62,419.15	\$0.00
	4	New Housing Development Infrastructure	1747	PROJECT DELIVERY COSTS -HSG. INFRSTR.	Completed	CDBG	\$576,492.03	\$576,492.03	\$0.00
			2362	MT. AUBURN PLACE,LLC	Canceled	HOME	\$0.00	\$0.00	\$0.00
							\$576,492.03	\$576,492.03	\$0.00
	5	2004 Greater Cincinnati AIDS Consortium	1698	GREATER CINCINNATI AIDS CONSORTIUM	Completed	HOPWA	\$4,020.00	\$4,020.00	\$0.00
							\$4,020.00	\$4,020.00	\$0.00
	6	Down Payment Assistance	1675	DOWNPAYMENT ASSISTANCE PROGRAM	Completed	CDBG	\$77,000.00	\$77,000.00	\$0.00
			1876	A.D.D.I.* 3114 MURDOCK AVENUE	Completed	HOME	\$5,090.00	\$5,090.00	\$0.00
			1899	A.D.D.I.* 2272 LOTH STREET	Completed	HOME	\$5,643.00	\$5,643.00	\$0.00
			1908	A.D.D.I. * 1601-1603 LARMON AVENUE	Completed	HOME	\$9,595.00	\$9,595.00	\$0.00
			1909	A.D.D.I. 2857 LAWDALE AVENUE	Completed	HOME	\$7,950.00	\$7,950.00	\$0.00
			1914	A.D.D.I.* 1004 VENETIAN	Completed	HOME	\$7,575.00	\$7,575.00	\$0.00
			1915	A.D.D.I.*8267 WOODBINE	Completed	HOME	\$8,765.00	\$8,765.00	\$0.00
			1916	A.D.D.I. - 2925 WESTKNOLLS LANE	Completed	HOME	\$6,630.00	\$6,630.00	\$0.00
			1918	A.D.D.I. - 2433 NOVA AVENUE	Completed	HOME	\$5,212.09	\$5,212.09	\$0.00
			1921	A.D.D.I.- 1425 CAROLINA AVENUE	Completed	HOME	\$6,764.00	\$6,764.00	\$0.00
			1924	A.D.D.I.- 2885 WEST TOWER AVE	Completed	HOME	\$7,358.00	\$7,358.00	\$0.00
			1925	A.D.D.I. - 4219 DANE AVENUE	Completed	HOME	\$2,965.00	\$2,965.00	\$0.00
			1926	A.D.D.I. - 4212 MAD ANTHONY LANE	Completed	HOME	\$7,995.00	\$7,995.00	\$0.00
			1927	A.D.D.I. - 6211 COLERIDGE AVENUE	Completed	HOME	\$4,845.00	\$4,845.00	\$0.00
			1931	A.D.D.I.-6820 MERWIN AVENUE	Completed	HOME	\$6,935.00	\$6,935.00	\$0.00
			1932	A.D.D.I.* 3004 GLENMORE	Completed	HOME	\$6,175.00	\$6,175.00	\$0.00
			1933	A.D.D.I.-4730 MATHIS STREET	Completed	HOME	\$8,695.00	\$8,695.00	\$0.00
			1934	A.D.D.I.- 1551 SECTION ROAD	Completed	HOME	\$9,835.00	\$9,835.00	\$0.00
			1937	A.D.D.I.-3260 MIDDEN CIRCLE	Completed	HOME	\$6,744.00	\$6,744.00	\$0.00
			1938	A.D.D.I. * 1739 WEST FORK ROAD	Completed	HOME	\$5,675.00	\$5,675.00	\$0.00
			1939	A.D.D.I. - 1444 MARLOWE AVENUE	Completed	HOME	\$6,420.00	\$6,420.00	\$0.00
			1941	A.D.D.I.-121 WEST 69TH STREET	Completed	HOME	\$5,965.00	\$5,965.00	\$0.00
			1942	A.D.D.I.*6510 BRAMBLE AVENUE	Completed	HOME	\$7,055.00	\$7,055.00	\$0.00
			1943	A.D.D.I.- 6510 BRAMBLE AVENUE	Canceled	HOME	\$0.00	\$0.00	\$0.00
			1944	A.D.D.I.-658 DERBY AVENUE	Canceled	HOME	\$0.00	\$0.00	\$0.00
			1945	A.D.D.I. - 2227 MCBREEN AVENUE	Completed	HOME	\$7,185.00	\$7,185.00	\$0.00
			1947	A.D.D.I./5353 DANROTH COURT	Completed	HOME	\$8,428.00	\$8,428.00	\$0.00

U.S. Department of Housing and Urban Development
Office of Community Planning and Development
Integrated Disbursement and Information System
List of Activities By Program Year And Project
CINCINNATI,OH

DATE: 03-29-22
TIME: 15:15
PAGE: 66

Plan Year	IDIS Project	Project	IDIS Activity ID	Activity Name	Activity Status	Program	Funded Amount	Draw Amount	Balance
2004	6	Down Payment Assistance	1952	A.D.D.I.-1830 DALEWOOD AVENUE	Completed	HOME	\$7,803.00	\$7,803.00	\$0.00
			1955	A.D.D.I.-438 DAYTON STREET	Completed	HOME	\$3,633.00	\$3,633.00	\$0.00
			1958	A.D.D.I.*3427 READING ROAD	Canceled	HOME	\$0.00	\$0.00	\$0.00
			1960	A.D.D.I.-1816 BLACKSTONE PLACE	Completed	HOME	\$6,570.00	\$6,570.00	\$0.00
			1961	A.D.D.I.-4130 WATTERSON AVENUE	Completed	HOME	\$8,250.00	\$8,250.00	\$0.00
			1967	A.D.D.I. - 1717 WYOMING AVENUE	Completed	HOME	\$6,473.00	\$6,473.00	\$0.00
			2047	ADDI - 1625 POWERS STREET	Completed	HOME	\$5,611.00	\$5,611.00	\$0.00
			2048	ADDI - 2069 N. TERALTA CIRCLE	Completed	HOME	\$6,796.29	\$6,796.29	\$0.00
			2051	A.D.D.I.- 128 W 69TH	Completed	HOME	\$5,432.35	\$5,432.35	\$0.00
			2056	ADDI - 6211 MANUEL ST.	Completed	HOME	\$5,170.00	\$5,170.00	\$0.00
			2058	ADDI - 5122 LACONIA AVE	Completed	HOME	\$7,980.00	\$7,980.00	\$0.00
			2060	ADDI - 2950 AQUADALE LN.	Completed	HOME	\$7,264.00	\$7,264.00	\$0.00
			2063	ADDI - 2844 CLAYPOLE AVE	Completed	HOME	\$6,557.50	\$6,557.50	\$0.00
			2064	ADDI - 1162 RULISON RD	Completed	HOME	\$7,860.00	\$7,860.00	\$0.00
			2065	ADDI - 3534 SKYVIEW LANE	Completed	HOME	\$9,030.00	\$9,030.00	\$0.00
			2068	ADDI - 5721 ADELPHI STREET	Completed	HOME	\$8,595.00	\$8,595.00	\$0.00
			2069	ADDI - 1735 WYOMING AVE	Completed	HOME	\$5,938.00	\$5,938.00	\$0.00
			2070	ADDI - 5841 KENNEDY AVE	Canceled	HOME	\$0.00	\$0.00	\$0.00
			2071	ADDI - 4778 HARDWICK DR	Completed	HOME	\$6,710.00	\$6,710.00	\$0.00
			2076	ADDI - 2643 PANCOAST AVE	Completed	HOME	\$8,988.50	\$8,988.50	\$0.00
			2078	ADDI - 1701 STONYBROOK DR	Completed	HOME	\$8,272.50	\$8,272.50	\$0.00
			2080	ADDI - 1053 GRAYVIEW COURT	Completed	HOME	\$7,975.00	\$7,975.00	\$0.00
			2085	ADDI - 1249 FIRST AVENUE	Completed	HOME	\$5,113.00	\$5,113.00	\$0.00
			2086	ADDI - 3232 WOLD AVE	Completed	HOME	\$7,670.00	\$7,670.00	\$0.00
			2087	ADDI - 1050 ELDA LANE	Canceled	HOME	\$0.00	\$0.00	\$0.00
			2088	ADDI - 6003 CONNECTICUT CT	Completed	HOME	\$450.00	\$450.00	\$0.00
			2089	ADDI - 1704 STONYBROOK DR	Canceled	HOME	\$0.00	\$0.00	\$0.00
			2090	ADDI - 3330 BONAPARTE AVE	Completed	HOME	\$3,750.00	\$3,750.00	\$0.00
			2092	ADDI - 1704 STONYBROOK DR	Completed	HOME	\$6,875.00	\$6,875.00	\$0.00
			2095	ADDI - 2665 KNIGHT AVE	Completed	HOME	\$8,952.50	\$8,952.50	\$0.00
			2097	ADDI - 4344 FOLEY RD	Canceled	HOME	\$0.00	\$0.00	\$0.00
			2098	ADDI - 5777 PEARTON COURT	Completed	HOME	\$6,612.50	\$6,612.50	\$0.00
			2107	ADDI - 3745 LLEWELLYN AVE	Completed	HOME	\$6,430.00	\$6,430.00	\$0.00
			2108	ADDI - 2832 WASSON RD	Completed	HOME	\$9,570.50	\$9,570.50	\$0.00
			2109	ADDI - 3427 STATHEM AVE	Completed	HOME	\$6,633.50	\$6,633.50	\$0.00
			2111	ADDI - 3410 ANACONDA DR	Completed	HOME	\$7,495.00	\$7,495.00	\$0.00
			2112	ADDI - 3315 SHERIDAN ST	Completed	HOME	\$6,992.50	\$6,992.50	\$0.00
			2113	ADDI - 7834 STILLWELL RD	Completed	HOME	\$5,820.00	\$5,820.00	\$0.00
			2116	ADDI-6577 HALEY AVE	Completed	HOME	\$6,913.00	\$6,913.00	\$0.00

U.S. Department of Housing and Urban Development
Office of Community Planning and Development
Integrated Disbursement and Information System
List of Activities By Program Year And Project
CINCINNATI,OH

DATE: 03-29-22
TIME: 15:15
PAGE: 67

Plan Year	IDIS Project	Project	IDIS Activity ID	Activity Name	Activity Status	Program	Funded Amount	Draw Amount	Balance
2004	6	Down Payment Assistance	2117	ADDI-1859 NORTHCUTT AVE	Canceled	HOME	\$0.00	\$0.00	\$0.00
			2118	ADDI-1502 ELKTON PLACE	Completed	HOME	\$6,668.00	\$6,668.00	\$0.00
			2121	ADDI-3009 SUE LANE	Completed	HOME	\$7,845.00	\$7,845.00	\$0.00
			2122	ADDI-3406 HILLSIDE AVENUE	Completed	HOME	\$7,992.50	\$7,992.50	\$0.00
			2124	ADDI-4259 WILLIAMSON PLACE	Completed	HOME	\$9,475.00	\$9,475.00	\$0.00
			2126	ADDI-2335 WHITEWOOD LANE	Completed	HOME	\$7,905.00	\$7,905.00	\$0.00
			2127	ADDI-1727 HEWITT AVE	Completed	HOME	\$6,045.00	\$6,045.00	\$0.00
			2142	ADDI - 6623 VINE ST - CARLOS GUERRERO	Completed	HOME	\$5,665.00	\$5,665.00	\$0.00
		Project Total					\$524,281.23	\$524,281.23	\$0.00
	7	2004 AIDS Volunteers of Cincinnati (AVOC)	1666	AVOC HOUSING ASSISTANCE & CASE MGMT	Canceled	HOPWA	\$0.00	\$0.00	\$0.00
			1686	AVOC SCATTERED SITE HOUSING ASSISTANCE	Completed	HOPWA	\$88,852.84	\$88,852.84	\$0.00
			1687	AVOC SUPPORTIVE SERVICES	Completed	HOPWA	\$105,567.16	\$105,567.16	\$0.00
		Project Total					\$194,420.00	\$194,420.00	\$0.00
	8	Rental Rehabilitation Program	1695	OTR REVITALIZATION LIMITED PARTNERSHIP	Completed	HOME	\$963,455.27	\$963,455.27	\$0.00
			1792	RRP-GLACID INVESTMENTS	Completed	HOME	\$466,725.00	\$466,725.00	\$0.00
			1794	RRP MODEL MANAGEMENT WASHINGTON PARK	Completed	HOME	\$320,440.30	\$320,440.30	\$0.00
			1885	RRP - 3080 MCHENRY	Completed	HOME	\$431,238.77	\$431,238.77	\$0.00
			1890	RRP-MODEL MANAGEMENT-WESLEY ESTATES	Completed	HOME	\$236,696.13	\$236,696.13	\$0.00
			1951	RRP MODEL MGMT PENDLETON ESTATES	Completed	HOME	\$434,767.23	\$434,767.23	\$0.00
			1966	RRP FHD HOLDINGS	Completed	HOME	\$117,312.38	\$117,312.38	\$0.00
			2044	RRP - 3572-74 VAN ANTWERP PL	Completed	HOME	\$24,042.32	\$24,042.32	\$0.00
			2054	RRP - FAIRVIEW ESTATES	Completed	HOME	\$272,060.63	\$272,060.63	\$0.00
			2055	RRP - BAYMILLER MANOR	Completed	HOME	\$311,845.73	\$311,845.73	\$0.00
			2057	RRP 6000 TOWNEVISTA DR	Completed	HOME	\$750,625.93	\$750,625.93	\$0.00
			2072	RRP - 782 CLINTON SPRINGS	Completed	HOME	\$47,122.37	\$47,122.37	\$0.00
		Project Total					\$4,376,332.06	\$4,376,332.06	\$0.00
	9	Fair Housing Services	1664	FAIR HOUSING SERVICES 2004	Completed	CDBG	\$207,000.00	\$207,000.00	\$0.00
							\$207,000.00	\$207,000.00	\$0.00
	10	Anna Louise Inn	1728	ANNA LOUISE INN	Completed	CDBG	\$50,000.00	\$50,000.00	\$0.00
			1896	ANNA LOUISE INN -UNION BETHEL	Canceled	CDBG	\$0.00	\$0.00	\$0.00
		Project Total					\$50,000.00	\$50,000.00	\$0.00
	11	Code Enforcement Relocation	1678	CODE ENFORCEMENT RELOCATION	Completed	CDBG	\$140,738.67	\$140,738.67	\$0.00
							\$140,738.67	\$140,738.67	\$0.00
	12	Tenant Representation	1665	TENANT REPRESENTATION PROGRAM	Completed	CDBG	\$190,464.19	\$190,464.19	\$0.00
							\$190,464.19	\$190,464.19	\$0.00
	13	Concentrated Code Enforcement	1712	CONCENTRATED CODE ENFORCEMENT	Completed	CDBG	\$300,000.00	\$300,000.00	\$0.00
							\$300,000.00	\$300,000.00	\$0.00
	14	Abandoned/Vacant Buildings Barricade and Demolition	1711	HAZARD ABATEMENT/BARRICADE-DEMOLITION	Completed	CDBG	\$518,925.64	\$518,925.64	\$0.00

U.S. Department of Housing and Urban Development
Office of Community Planning and Development
Integrated Disbursement and Information System
List of Activities By Program Year And Project
CINCINNATI,OH

DATE: 03-29-22
TIME: 15:15
PAGE: 68

Plan Year	IDIS Project	Project	IDIS Activity ID	Activity Name	Activity Status	Program	Funded Amount	Draw Amount	Balance
2004	14	Abandoned/Vacant Buildings Barricade and Demolition	1892	HAZARD ABATEMENT/BARRICADE-BARRICADE	Completed	CDBG	\$49,276.36	\$49,276.36	\$0.00
		Project Total					\$568,202.00	\$568,202.00	\$0.00
	15	Neighborhood Gardens Program	1688	NEIGHBORHOOD GARDENS	Completed	CDBG	\$36,000.00	\$36,000.00	\$0.00
		Project Total					\$36,000.00	\$36,000.00	\$0.00
	16	Neighborhood Capacity Building and Technical Assistance	1681	NEIGHBORHOOD CAPACITY BUILDING & T.A.	Completed	CDBG	\$501,875.00	\$501,875.00	\$0.00
		Project Total					\$501,875.00	\$501,875.00	\$0.00
	18	Strategic Planning for Urban Redevelopment	1714	SPUR - LOWER PRICE HILL REDEVELOPMENT	Completed	CDBG	\$282,994.32	\$282,994.32	\$0.00
			1763	S.P.U.R. PROJECT DELIVERY COSTS	Completed	CDBG	\$149,462.17	\$149,462.17	\$0.00
			1871	S.P.U.R.-SAM ADAMS BREWERY SITE IMPRVMT	Completed	CDBG	\$27,129.89	\$27,129.89	\$0.00
			1922	S.P.U.R.- AMERICAN CAN BUILDING	Completed	CDBG	\$522,200.00	\$522,200.00	\$0.00
			2146	KITCHENS BY RUTENSCHROER RETENTION	Completed	CDBG	\$18,213.62	\$18,213.62	\$0.00
		Project Total					\$1,000,000.00	\$1,000,000.00	\$0.00
	19	S-Caracole, Inc.-04	1667	CARACOLE SUPPORTIVE SERVICES	Completed	HOPWA	\$112,994.46	\$112,994.46	\$0.00
			1683	CARACOLE FACILITY BASED HOUSING	Completed	HOPWA	\$40,846.00	\$40,846.00	\$0.00
			1684	CARACOLE HOUSING INFORMATION SERVICES	Completed	HOPWA	\$21,671.31	\$21,671.31	\$0.00
			1685	CARACOLE PROJECT SPONSOR ADMINISTRATION	Completed	HOPWA	\$18,908.21	\$18,908.21	\$0.00
			1699	S-CARACOLE RECOVERY COMMUNITY-04	Completed	ESG	\$26,000.00	\$26,000.00	\$0.00
		Project Total					\$220,419.98	\$220,419.98	\$0.00
	20	Tenant Assistance	1679	TENANT ASSISTANCE	Completed	CDBG	\$43,000.00	\$43,000.00	\$0.00
		Project Total					\$43,000.00	\$43,000.00	\$0.00
	21	S-Bethany House-04	1700	S-BETHANY HOUSE EMERGENCY SHELTER-04	Completed	ESG	\$62,000.00	\$62,000.00	\$0.00
		Project Total					\$62,000.00	\$62,000.00	\$0.00
	22	S-The YWCA Battered Women's Shelter-04	1701	S-YWCA BATTERED WOMENS SHELTER	Completed	ESG	\$24,999.99	\$24,999.99	\$0.00
		Project Total					\$24,999.99	\$24,999.99	\$0.00
	23	S-Drop Inn Center Shelter & Standown-04	1749	S-SHELTERHOUSE VOLUNTEER GRP/DROP IN CTR	Canceled	ESG	\$0.00	\$0.00	\$0.00
			1768	S-SHELTERHOUSE VOLUNTEER GRP/DROP IN CTR	Completed	ESG	\$213,652.33	\$213,652.33	\$0.00
		Project Total					\$213,652.33	\$213,652.33	\$0.00
	24	Neighborhood Revitalization	1746	NEIGHBORHOOD REVITALIZATION	Completed	CDBG	\$51,211.09	\$51,211.09	\$0.00
			1793	CARTHAGE REHABARAMA	Completed	HOME	\$109,122.62	\$109,122.62	\$0.00
			1889	MADISONVILLE NRSA DEVELOPMENT	Completed	CDBG	\$249,995.60	\$249,995.60	\$0.00
			2157	234 WEST 69TH STREET-CARTHAGE REHABARAMA	Completed	HOME	\$37,211.66	\$37,211.66	\$0.00
			2159	226 WEST 70TH STREET-CARTHAGE REHABARAMA	Completed	HOME	\$35,000.00	\$35,000.00	\$0.00
			2341	15 WEST 72ND STREET -CARTHAGE REHABARAMA	Completed	HOME	\$35,408.50	\$35,408.50	\$0.00
		Project Total					\$517,949.47	\$517,949.47	\$0.00
	25	S-Lighthouse Youth Services-04	1702	S-LIGHTHOUSE YOUTH SERVICES	Completed	ESG	\$62,000.00	\$62,000.00	\$0.00
		Project Total					\$62,000.00	\$62,000.00	\$0.00
	26	Credit Union Services and Economic Education	1739	CREDIT UNION SERVICES & ECONOMIC EDUCATION	Completed	CDBG	\$84,000.00	\$84,000.00	\$0.00

U.S. Department of Housing and Urban Development
Office of Community Planning and Development
Integrated Disbursement and Information System
List of Activities By Program Year And Project
CINCINNATI,OH

DATE: 03-29-22
TIME: 15:15
PAGE: 69

Plan Year	IDIS Project	Project	IDIS Activity ID	Activity Name	Activity Status	Program	Funded Amount	Draw Amount	Balance
2004	26	Credit Union Services and Economic Education	1761	CREDIT UNION SERVICES & ECONOMIC EDUCATION	Canceled	CDBG	\$0.00	\$0.00	\$0.00
		Project Total					\$84,000.00	\$84,000.00	\$0.00
	27	Youth Development Programs	1697	YOUTH DEVELOPMENT-TAKES A VILLAGE CCY	Completed	CDBG	\$174,846.53	\$174,846.53	\$0.00
			1707	YOUTH DEVLPMNT-JUVENILE DELINQUENCY	Completed	CDBG	\$645,990.53	\$645,990.53	\$0.00
			1788	YOUTH DEVELOPMENT PROJECTS DELIVERY	Completed	CDBG	\$35,688.83	\$35,688.83	\$0.00
			1789	YOUTH DEVELOPMENT-BACK ON THE BLOCK	Completed	CDBG	\$22,442.33	\$22,442.33	\$0.00
		Project Total					\$878,968.22	\$878,968.22	\$0.00
	28	Drug Elimination Program	1680	DRUG ELIMINATION PROGRAM	Completed	CDBG	\$100,000.00	\$100,000.00	\$0.00
		Project Total					\$100,000.00	\$100,000.00	\$0.00
	29	S-Interfaith Hospitality Network Emergency Shelter-04	1705	S-INTERFAITH HOSPITALITY NETWORK	Completed	ESG	\$24,682.71	\$24,682.71	\$0.00
		Project Total					\$24,682.71	\$24,682.71	\$0.00
	30	Central Clinic Renovation	1730	CENTRAL CLINIC RENOVATION	Completed	CDBG	\$125,000.00	\$125,000.00	\$0.00
			1760	CENTRAL CLINIC RENOVATION	Canceled	CDBG	\$0.00	\$0.00	\$0.00
		Project Total					\$125,000.00	\$125,000.00	\$0.00
	31	HOPE Center Phase II Renovations	1738	HOPE CENTER PHASE II RENOVATIONS	Completed	CDBG	\$41,314.39	\$41,314.39	\$0.00
		Project Total					\$41,314.39	\$41,314.39	\$0.00
	32	Adult Employment Programs	1727	ADULT EMPLOYMENT PROGRAM	Completed	CDBG	\$45,225.00	\$45,225.00	\$0.00
		Project Total					\$45,225.00	\$45,225.00	\$0.00
	33	Millcreek Restoration Project	1745	MILLCREEK RESTORATION PROJECT	Completed	CDBG	\$175,000.00	\$175,000.00	\$0.00
		Project Total					\$175,000.00	\$175,000.00	\$0.00
	34	Findlay Market Ambassadors Program	1742	FINDLAY MARKET AMBASSADORS PROGRAM	Canceled	CDBG	\$0.00	\$0.00	\$0.00
			1873	FINDLAY MARKET AMBASSADORS PROGRAM	Completed	CDBG	\$120,400.00	\$120,400.00	\$0.00
		Project Total					\$120,400.00	\$120,400.00	\$0.00
	35	Drughouse Shutdown Initiative	1710	DRUGHOUSE SHUTDOWN INITIATIVE-DEMOLITION	Completed	CDBG	\$79,055.51	\$79,055.51	\$0.00
			1891	DRUGHOUSE SHUTDOWN INITIATIVE-BARRICADE	Completed	CDBG	\$20,944.49	\$20,944.49	\$0.00
		Project Total					\$100,000.00	\$100,000.00	\$0.00
	36	S-Mercy Franciscan at St. John's-04	1715	S-MERCY FRANCISCAN/SJ TEMP SHELTER-04	Completed	ESG	\$25,000.00	\$25,000.00	\$0.00
			1716	MERCY FRANCISCAN/SJ RAPID EXIT PROGRAM	Completed	ESG	\$34,555.88	\$34,555.88	\$0.00
			1770	S-MERCY FRANCISCAN EXPANDED TEMP HSG-04	Canceled	ESG	\$0.00	\$0.00	\$0.00
		Project Total					\$59,555.88	\$59,555.88	\$0.00
	37	Small Business Enterprise Program	1752	SMALL BUSINESS ENTERPRISE PROGRAM	Completed	CDBG	\$21,680.00	\$21,680.00	\$0.00
		Project Total					\$21,680.00	\$21,680.00	\$0.00
	38	2004 Northern Kentucky Independent Health District	1713	NO.KY.HEALTH DISTRICT - HOUSING SVCS	Completed	HOPWA	\$62,727.35	\$62,727.35	\$0.00
		Project Total					\$62,727.35	\$62,727.35	\$0.00
	39	NBD Property Holding Account	1718	NBD PROPERTY HOLDING COSTS	Completed	CDBG	\$9,975.53	\$9,975.53	\$0.00
		Project Total					\$9,975.53	\$9,975.53	\$0.00
	40	Cincinnati Small Business Loan Fund	1732	CSBLF - PROJECT DELIVERY COSTS	Completed	CDBG	\$205,017.06	\$205,017.06	\$0.00
		Project Total					\$205,017.06	\$205,017.06	\$0.00

U.S. Department of Housing and Urban Development
Office of Community Planning and Development
Integrated Disbursement and Information System
List of Activities By Program Year And Project
CINCINNATI,OH

DATE: 03-29-22
TIME: 15:15
PAGE: 70

Plan Year	IDIS Project	Project	IDIS Activity ID	Activity Name	Activity Status	Program	Funded Amount	Draw Amount	Balance
2004	41	Small Business Services and Technical Assistance	1717	SBSTA-GRTR.CINTI.MICROENTERPRISE INIT.	Completed	CDBG	\$38,149.57	\$38,149.57	\$0.00
			1720	SBSTA SMART MONEY COMMUNITY SERVICES	Completed	CDBG	\$33,008.61	\$33,008.61	\$0.00
			1723	SBSTA CINCINNATI BUSINESS INCUBATOR	Completed	CDBG	\$150,000.00	\$150,000.00	\$0.00
			1913	SBSTA DELIVERY COSTS	Completed	CDBG	\$42,509.86	\$42,509.86	\$0.00
		Project Total					\$263,668.04	\$263,668.04	\$0.00
	43	Findlay Market	1743	FINDLAY MARKET HOUSE IMPROVEMENTS	Completed	CDBG	\$69,023.47	\$69,023.47	\$0.00
			1744	CORPORATION FOR FINDLAY MARKET (CFFM)	Completed	CDBG	\$350,000.00	\$350,000.00	\$0.00
			2130	FINDLAY MARKET PARKING IMPROVEMENT	Completed	CDBG	\$180,000.00	\$180,000.00	\$0.00
		Project Total					\$599,023.47	\$599,023.47	\$0.00
	44	General Administration and Planning and Section 108 Debt Svc	1523	2004 CITY ADMINISTRATION COSTS	Completed	HOPWA	\$10,000.00	\$10,000.00	\$0.00
			1668	SECTION 108 DEBT SERVICE	Completed	CDBG	\$594,342.50	\$594,342.50	\$0.00
			1682	HOME ADMINISTRATION COSTS	Completed	HOME	\$613,396.73	\$613,396.73	\$0.00
			1755	ESG ADMINISTRATION	Completed	ESG	\$27,800.00	\$27,800.00	\$0.00
			1757	GENERAL ADMINISTRATION & PLANNING	Completed	CDBG	\$3,056,420.55	\$3,056,420.55	\$0.00
		Project Total					\$4,301,959.78	\$4,301,959.78	\$0.00
	45	S-Tom Geiger Guest House, Inc.-04	1703	S-TOM GEIGER GUEST HOUSE	Completed	ESG	\$25,000.00	\$25,000.00	\$0.00
		Project Total					\$25,000.00	\$25,000.00	\$0.00
	46	Tap/Permit Fee Assistance	1690	T.A.P. 3583 VAN ANTWERP PLACE	Completed	HOME	\$7,309.50	\$7,309.50	\$0.00
			1691	T.A.P.3585 VAN ANTWERP PLACE	Completed	HOME	\$7,309.50	\$7,309.50	\$0.00
			1692	T.A.P. 2535 BEEKMAN STREET	Completed	HOME	\$7,273.50	\$7,273.50	\$0.00
			1693	T.A.P. 2537 BEEKMAN STREET	Completed	HOME	\$7,273.50	\$7,273.50	\$0.00
			1694	T.A.P. 2817 PRESTON AVENUE	Completed	HOME	\$7,173.50	\$7,173.50	\$0.00
			1778	T.A.P. 3587 VAN ANTWERP PLACE	Completed	HOME	\$7,309.50	\$7,309.50	\$0.00
			1779	T.A.P. 3589 VAN ANTWERP PLACE	Completed	HOME	\$7,309.50	\$7,309.50	\$0.00
			1879	T.A.P. 1599 TREMONT AVENUE	Completed	HOME	\$5,306.00	\$5,306.00	\$0.00
			1880	T.A.P. 1597 TREMONT AVENUE	Completed	HOME	\$7,457.00	\$7,457.00	\$0.00
		Project Total					\$63,721.50	\$63,721.50	\$0.00
	47	Youth Employment Programs	1696	CCY -YOUTH CONSERVATION CORPS	Completed	CDBG	\$265,204.02	\$265,204.02	\$0.00
			1706	CCY -YEAR ROUND YOUTH EMPLOYMT	Completed	CDBG	\$230,458.51	\$230,458.51	\$0.00
			1762	CYC YOUTH EMPLOYMT DEV.INIT. (SUMMER)	Completed	CDBG	\$247,500.00	\$247,500.00	\$0.00
			1790	YOUTH EMPLOYMENT PROJECT DELIVERY	Completed	CDBG	\$30,397.30	\$30,397.30	\$0.00
		Project Total					\$773,559.83	\$773,559.83	\$0.00
	48	Emergency Mortgage Assistance	1676	EMERGENCY MORTGAGE ASSISTANCE PROGRAM	Completed	CDBG	\$74,517.15	\$74,517.15	\$0.00
		Project Total					\$74,517.15	\$74,517.15	\$0.00
	49	Earned Income Tax Credit Outreach and Financial Literacy	1741	EITC OUTREACH AND FINANCIAL LITERACY	Completed	CDBG	\$15,000.00	\$15,000.00	\$0.00
		Project Total					\$15,000.00	\$15,000.00	\$0.00
	50	Mt Auburn Senior Center	1734	MT AUBURN SENIOR CENTER	Completed	CDBG	\$95,073.01	\$95,073.01	\$0.00

U.S. Department of Housing and Urban Development
Office of Community Planning and Development
Integrated Disbursement and Information System
List of Activities By Program Year And Project
CINCINNATI,OH

DATE: 03-29-22
TIME: 15:15
PAGE: 71

Plan Year	IDIS Project	Project	IDIS Activity ID	Activity Name	Activity Status	Program	Funded Amount	Draw Amount	Balance
2004	50	Project Total					\$95,073.01	\$95,073.01	\$0.00
	51	Hope Early Childhood Center Renovations	1733	HOPE EARLY CHILDHOOD CENTER RENOVATIONS	Canceled	CDBG	\$0.00	\$0.00	\$0.00
		Project Total					\$0.00	\$0.00	\$0.00
	52	Tender Mercies Building Upgrade	1737	TENDER MERCIES BUILDING UPGRADE	Completed	CDBG	\$116,675.00	\$116,675.00	\$0.00
		Project Total					\$116,675.00	\$116,675.00	\$0.00
	53	Boys and Girls Clubs Facility Renovation	1729	BOYS AND GIRLS CLUBS FACILITY RENOVATION	Completed	CDBG	\$180,000.00	\$180,000.00	\$0.00
		Project Total					\$180,000.00	\$180,000.00	\$0.00
	54	S-House of Hope/Transitional-04	1704	S-HOUSE OF HOPE TEMPORARY HOUSING PGRM	Completed	ESG	\$24,793.00	\$24,793.00	\$0.00
		Project Total					\$24,793.00	\$24,793.00	\$0.00
	55	IKRON Corporation Building Improvements	1735	IKRON CORPORATION BUILDING IMPROVEMENTS	Completed	CDBG	\$70,000.00	\$70,000.00	\$0.00
		Project Total					\$70,000.00	\$70,000.00	\$0.00
	57	Cincinnati Lead Hazard Testing Program	1731	CINCINNATI LEAD PROGRAM	Completed	CDBG	\$285,000.00	\$285,000.00	\$0.00
		Project Total					\$285,000.00	\$285,000.00	\$0.00
	58	Receivership Program	1748	RECEIVERSHIP PROGRAM	Completed	CDBG	\$15,171.65	\$15,171.65	\$0.00
			1968	RECEIVERSHIP -4550 ERIE AVENUE	Completed	CDBG	\$75,000.00	\$75,000.00	\$0.00
			1969	RECEIVERSHIP - 3419 OSAGE AVENUE	Completed	CDBG	\$12,300.00	\$12,300.00	\$0.00
			2247	RECEIVERSHIP-535 WILSONIA AVENUE	Completed	CDBG	\$24,500.00	\$24,500.00	\$0.00
			2248	RECEIVERSHIP - 4668 NORTH EDGEWOOD AVE.	Completed	CDBG	\$12,500.00	\$12,500.00	\$0.00
		Project Total					\$139,471.65	\$139,471.65	\$0.00
	59	NBD Improvements	1769	COLLEGE HILL NRSA DEVELOPMENT	Completed	CDBG	\$778,376.71	\$778,376.71	\$0.00
			1875	NBD IMPROVEMENTS DELIVERY	Completed	CDBG	\$9,642.46	\$9,642.46	\$0.00
			1878	NBD KENNEDY HGTS FEASIBILITY STUDY	Completed	CDBG	\$30,000.00	\$30,000.00	\$0.00
			1884	NBD CLIFTON HGTS PKG GARAGE STUDY/DESIGN	Canceled	CDBG	\$0.00	\$0.00	\$0.00
			1917	VINE STREET FACADE RENOVATION PROGRAM	Completed	CDBG	\$166,709.46	\$166,709.46	\$0.00
			1919	NBD NORTHSIDE FACADE PROGRAM	Completed	CDBG	\$181,488.86	\$181,488.86	\$0.00
			2061	AVONDALE TOWN CENTER EXPANSION PROJECT	Completed	CDBG	\$200,770.67	\$200,770.67	\$0.00
		Project Total					\$1,366,988.16	\$1,366,988.16	\$0.00
	60	Winton Hill Medical Center WIC Renovations	1740	WINTON HILL MEDICAL CTR WIC RENOVATIONS	Completed	CDBG	\$100,000.00	\$100,000.00	\$0.00
		Project Total					\$100,000.00	\$100,000.00	\$0.00
	61	St Aloysius ADA and Window Replacements	1736	ST ALOYSIUS AND AND WINDOW REPLACEMENTS	Completed	CDBG	\$147,620.00	\$147,620.00	\$0.00
		Project Total					\$147,620.00	\$147,620.00	\$0.00
	62	2004 AIDS Task Force of Southeast Central Indiana	1721	AIDS TASK FORCE S.E. CENTRAL INDIANA	Completed	HOPWA	\$851.14	\$851.14	\$0.00
			1767	AIDS TASK FORCE SE CENTRAL INDIANA	Canceled	HOPWA	\$0.00	\$0.00	\$0.00
		Project Total					\$851.14	\$851.14	\$0.00
	63	Section 108/Float Loan/HOPE VI Delivery Costs	1750	FLOAT LOANS/SECTION 108 DELIVERY COSTS	Completed	CDBG	\$13,675.45	\$13,675.45	\$0.00
			1751	HOPE VI DELIVERY COSTS	Completed	CDBG	\$5,000.00	\$5,000.00	\$0.00
		Project Total					\$18,675.45	\$18,675.45	\$0.00
	Program Total					CDBG	\$16,738,639.63	\$16,738,639.63	\$0.00

U.S. Department of Housing and Urban Development
Office of Community Planning and Development
Integrated Disbursement and Information System
List of Activities By Program Year And Project
CINCINNATI,OH

DATE: 03-29-22
TIME: 15:15
PAGE: 73

Plan Year	IDIS Project	Project	IDIS Activity ID	Activity Name	Activity Status	Program	Funded Amount	Draw Amount	Balance
2005	6	American Dream Downpayment Initiative	2148	ADDI-2939 LISCHER AVE-JENNIFER A. JARRET	Completed	HOME	\$7,648.00	\$7,648.00	\$0.00
			2150	ADDI-5019 LACONIA AVE-KIMBERLY BILLUPS	Canceled	HOME	\$0.00	\$0.00	\$0.00
			2151	ADDI-6396 HEITZLER AVE - TRACEE BAKER	Completed	HOME	\$8,085.00	\$8,085.00	\$0.00
			2152	ADDI-1443 YARMOUTH AVE-CARL BANNISTER	Completed	HOME	\$5,868.50	\$5,868.50	\$0.00
			2153	ADDI-4218 CHERRY ST-MERADITH ALSPAUGH	Canceled	HOME	\$0.00	\$0.00	\$0.00
			2154	ADDI-6225 COLERIDGE AVE-CHRISTINE ALLEN	Completed	HOME	\$7,928.50	\$7,928.50	\$0.00
			2231	ADDI-1615 CHASE AVE 14-E, MELODY SMITH	Completed	HOME	\$5,775.00	\$5,775.00	\$0.00
			2232	ADDI-2419 NOVA AVENUE-VALERIE GREER	Completed	HOME	\$9,518.00	\$9,518.00	\$0.00
			2236	ADDI-1233 TOLUCA COURT-LOIS PAGE	Completed	HOME	\$8,385.00	\$8,385.00	\$0.00
			2238	ADDI-4324 WATTERSON ST.-NANCY FANT	Completed	HOME	\$6,985.00	\$6,985.00	\$0.00
			2239	ADDI-1119 E. MCMILLAN ST UNIT C-AMANDA C	Canceled	HOME	\$0.00	\$0.00	\$0.00
			2241	ADDI-2607 KIPLING AVENUE-LISA MARTIN	Completed	HOME	\$5,925.50	\$5,925.50	\$0.00
			2242	ADDI-1606 SECTION ROAD-DONNA DUFFIE	Completed	HOME	\$7,655.00	\$7,655.00	\$0.00
			2243	ADDI-6095 PAWNEE DRIVE-MONAQUE DENMARK	Completed	HOME	\$6,825.00	\$6,825.00	\$0.00
			2245	ADDI-6026 CONNETICUT CT - JOYCE PHILLIPS	Completed	HOME	\$8,185.00	\$8,185.00	\$0.00
			2246	ADDI-34 E. UNIVERSITY AVE - EDWARD JOHNS	Completed	HOME	\$5,754.00	\$5,754.00	\$0.00
			2250	ADDI-852 ACADEMY AVENUE-CHRISTOPHER HALL	Completed	HOME	\$9,060.00	\$9,060.00	\$0.00
			2251	ADDI-3326 TRIMBLE AVE-BEVERLY LAMB	Completed	HOME	\$5,565.00	\$5,565.00	\$0.00
			2265	ADDI-5845 ST. ELMO-KENNEDY	Completed	HOME	\$6,000.00	\$6,000.00	\$0.00
		Project Total					\$154,492.50	\$154,492.50	\$0.00
	7	2005 AIDS Volunteers of Cincinnati (AVOC)	1801	AVOC SUPPORTIVE SERVICES	Completed	HOPWA	\$137,568.91	\$137,568.91	\$0.00
			1802	AVOC SCATTERED SITE HOUSING ASSISTANCE	Completed	HOPWA	\$101,576.09	\$101,576.09	\$0.00
		Project Total					\$239,145.00	\$239,145.00	\$0.00
	8	Rental Rehabilitation Program	2059	HRLP - 929 YORK STREET	Completed	CDBG	\$171,620.00	\$171,620.00	\$0.00
		Project Total					\$171,620.00	\$171,620.00	\$0.00
	9	Fair Housing Services	1816	FAIR HOUSING SERVICES 2005	Completed	CDBG	\$204,995.01	\$204,995.01	\$0.00
		Project Total					\$204,995.01	\$204,995.01	\$0.00
	10	Free Store/Food Bank Renovations	1818	FREE STORE/FOOD BANK RENOVATIONS	Completed	CDBG	\$52,656.75	\$52,656.75	\$0.00
		Project Total					\$52,656.75	\$52,656.75	\$0.00
	11	Code Enforcement Relocation	1811	CODE ENFORCEMENT RELOCATION	Completed	CDBG	\$144,000.00	\$144,000.00	\$0.00
		Project Total					\$144,000.00	\$144,000.00	\$0.00
	12	Tenant Representation	1857	TENANT REPRESENTATION PROGRAM	Completed	CDBG	\$190,000.00	\$190,000.00	\$0.00
		Project Total					\$190,000.00	\$190,000.00	\$0.00
	13	Concentrated Code Enforcement	1812	CONCENTRATED CODE ENFORCEMENT	Completed	CDBG	\$500,000.00	\$500,000.00	\$0.00
		Project Total					\$500,000.00	\$500,000.00	\$0.00
	14	Barricade/Demolition Program	1805	HAZARD ABATEMENT/BARRICADE-DEMOLITION	Completed	CDBG	\$647,282.59	\$647,282.59	\$0.00
			1894	HAZARD ABATEMENT/BARRICADE-BARRICADE	Completed	CDBG	\$242,520.33	\$242,520.33	\$0.00
		Project Total					\$889,802.92	\$889,802.92	\$0.00

U.S. Department of Housing and Urban Development
Office of Community Planning and Development
Integrated Disbursement and Information System
List of Activities By Program Year And Project
CINCINNATI,OH

DATE: 03-29-22
TIME: 15:15
PAGE: 74

Plan Year	IDIS Project	Project	IDIS Activity ID	Activity Name	Activity Status	Program	Funded Amount	Draw Amount	Balance
2005	15	Neighborhood Gardens Program	1842	NEIGHBORHOOD GARDENS	Completed	CDBG	\$27,710.00	\$27,710.00	\$0.00
		Project Total					\$27,710.00	\$27,710.00	\$0.00
	16	Neighborhood Capacity Building and Technical Assistance	1837	CAPACITY BUILDING - CDC SUPPORT	Completed	CDBG	\$410,342.26	\$410,342.26	\$0.00
		Project Total					\$410,342.26	\$410,342.26	\$0.00
	17	Cincinnati Homeowner Infill & Rehab Program	1800	CINCINNATI HOMEOWNER INFILL & REHAB PROG	Canceled	CDBG	\$0.00	\$0.00	\$0.00
		Project Total					\$0.00	\$0.00	\$0.00
	18	Strategic Planning for Urban Redevelopment	1870	S.P.U.R. PROJECT DELIVERY COSTS	Completed	CDBG	\$280,400.28	\$280,400.28	\$0.00
			1923	S.P.U.R. - AMERICAN CAN BUILDING	Completed	CDBG	\$261,368.15	\$261,368.15	\$0.00
			1959	S.P.U.R.- CENTER HILL REDEVELOPMENT	Completed	CDBG	\$1,311,009.64	\$1,311,009.64	\$0.00
			2079	S.P.U.R. - QUEEN CITY BARREL ACQUISITION	Completed	CDBG	\$1,499,582.83	\$1,499,582.83	\$0.00
			2131	METRO WEST REDEVELOPMENT	Completed	CDBG	\$43,547.32	\$43,547.32	\$0.00
			2147	KITCHENS BY RUTENSCHROER RETENTION	Completed	CDBG	\$54,091.78	\$54,091.78	\$0.00
		Project Total					\$3,450,000.00	\$3,450,000.00	\$0.00
	19	S-Caracole, Inc.-05	1840	S-CARACOLE RECOVERY COMMUNITY-05	Completed	ESG	\$25,397.00	\$25,397.00	\$0.00
			1841	CARACOLE HOUSE SUPPORTIVE SERVICES	Completed	HOPWA	\$158,455.49	\$158,455.49	\$0.00
			1843	CARACOLE RESIDENTIAL FACILITIES OP	Completed	HOPWA	\$85,996.51	\$85,996.51	\$0.00
		Project Total					\$269,849.00	\$269,849.00	\$0.00
	20	Tenant Assistance	1862	TENANT ASSISTANCE	Completed	CDBG	\$34,040.00	\$34,040.00	\$0.00
		Project Total					\$34,040.00	\$34,040.00	\$0.00
	21	S-Bethany House-05	1838	BETHANY SHELTER KITCHEN UPGRADE	Completed	CDBG	\$25,000.00	\$25,000.00	\$0.00
			1839	S-BETHANY HOUSE EMERGENCY SHELTER-05	Completed	ESG	\$61,397.00	\$61,397.00	\$0.00
		Project Total					\$86,397.00	\$86,397.00	\$0.00
	22	S-The YWCA Battered Women's Shelter-05	1854	S-YWCA BATTERED WOMENS SHELTER	Completed	ESG	\$26,362.00	\$26,362.00	\$0.00
		Project Total					\$26,362.00	\$26,362.00	\$0.00
	23	S-Shelterhouse Volunteer Group/Drop Inn Center	1851	S-SHELTERHOUSE VOLUNTEER GRP/DROP-IN CTR	Completed	ESG	\$213,497.00	\$213,497.00	\$0.00
		Project Total					\$213,497.00	\$213,497.00	\$0.00
	24	Neighborhood Revitalization	1847	NEIGHBORHOOD REVITALIZATION	Completed	CDBG	\$1,615,000.00	\$1,615,000.00	\$0.00
		Project Total					\$1,615,000.00	\$1,615,000.00	\$0.00
	25	S-Lighthouse Youth Services-05	1846	S-LIGHTHOUSE YOUTH SERVICES CRISIS CTR.	Completed	ESG	\$44,473.00	\$44,473.00	\$0.00
			1848	S-LIGHTHOUSE YOUTH TRANSITIONAL HOUSING	Completed	ESG	\$14,697.00	\$14,697.00	\$0.00
		Project Total					\$59,170.00	\$59,170.00	\$0.00
	26	Financial and Credit Union Services	1817	CREDIT UNION SERVICES & ECONOMIC EDUCTN	Completed	CDBG	\$83,000.00	\$83,000.00	\$0.00
			1936	FINANCIAL & CREDIT UNION SERVICES	Canceled	CDBG	\$0.00	\$0.00	\$0.00
		Project Total					\$83,000.00	\$83,000.00	\$0.00
	27	Youth Development Programs	1863	YOUTH DEVELOPMENT PROJECT DELIVERY	Canceled	CDBG	\$0.00	\$0.00	\$0.00
			1864	YOUTH DEVLPMNT-JUVENILE DELINQUENCY	Completed	CDBG	\$640,388.33	\$640,388.33	\$0.00
			1865	YOUTH DEVELOPMENT-TAKES A VILLAGE CCY	Canceled	CDBG	\$0.00	\$0.00	\$0.00

U.S. Department of Housing and Urban Development
Office of Community Planning and Development
Integrated Disbursement and Information System
List of Activities By Program Year And Project
CINCINNATI, OH

DATE: 03-29-22
TIME: 15:15
PAGE: 75

Plan Year	IDIS Project	Project	IDIS Activity ID	Activity Name	Activity Status	Program	Funded Amount	Draw Amount	Balance
2005	27	Project Total					\$640,388.33	\$640,388.33	\$0.00
	28	Drug Elimination Program	1814	DRUG ELIMINATION PROGRAM	Completed	CDBG	\$79,170.00	\$79,170.00	\$0.00
		Project Total					\$79,170.00	\$79,170.00	\$0.00
	29	S-Interfaith Hospitality Network Emergency Shelter-05	1845	S-INTERFAITH HOSPITALITY NETWORK	Completed	ESG	\$24,147.00	\$24,147.00	\$0.00
		Project Total					\$24,147.00	\$24,147.00	\$0.00
	30	Chaney Allen Renovation Project	1808	CHANEY ALLEN RENOVATION PROJECT	Completed	CDBG	\$63,757.89	\$63,757.89	\$0.00
		Project Total					\$63,757.89	\$63,757.89	\$0.00
	32	Blueprint for Success	1806	BLUEPRINT FOR SUCCESS	Completed	CDBG	\$545,244.34	\$545,244.34	\$0.00
			1920	SUMMER YOUTH AMBASSADORS	Completed	CDBG	\$199,755.66	\$199,755.66	\$0.00
			2052	BLUEPRINT-2257 LOTH STREET	Completed	HOME	\$173,364.30	\$173,364.30	\$0.00
			2053	TEST ACTIVITY	Canceled	HOME	\$0.00	\$0.00	\$0.00
			3115	BLUEPRINT-2257 LOTH STREET	Canceled	HOME	\$0.00	\$0.00	\$0.00
		Project Total					\$918,364.30	\$918,364.30	\$0.00
	33	Millcreek Greenway Restoration	1831	MILLCREEK RESTORATION PROJECT	Completed	CDBG	\$125,000.00	\$125,000.00	\$0.00
		Project Total					\$125,000.00	\$125,000.00	\$0.00
	34	Findlay Market Ambassadors Program	1836	FINDLAY MARKET AMBASSADORS PROGRAM	Completed	CDBG	\$237,510.00	\$237,510.00	\$0.00
		Project Total					\$237,510.00	\$237,510.00	\$0.00
	35	Drughouse Shutdown Initiative	1829	DRUGHOUSE SHUTDOWN INITIATIVE-DEMOLITION	Completed	CDBG	\$72,767.15	\$72,767.15	\$0.00
			1895	DRUGHOUSE SHUTDOWN INITIATIVE-BARRICADE	Completed	CDBG	\$27,232.85	\$27,232.85	\$0.00
		Project Total					\$100,000.00	\$100,000.00	\$0.00
	36	S-Mercy Franciscan at St. John's-05	1849	S-MERCY FRANCISCAN/SJ TEMP SHELTER-05	Completed	ESG	\$27,075.00	\$27,075.00	\$0.00
			1850	S-MERCY FRANCISCAN EXPANDED TEMP HSG-05	Completed	ESG	\$43,312.00	\$43,312.00	\$0.00
		Project Total					\$70,387.00	\$70,387.00	\$0.00
	37	Small Business Enterprise Program	1859	SMALL BUSINESS ENTERPRISE PROGRAM	Completed	CDBG	\$7,600.00	\$7,600.00	\$0.00
		Project Total					\$7,600.00	\$7,600.00	\$0.00
	38	2005 Northern Kentucky Independent Health District	1803	NO.KY.HEALTH DISTRICT - HOUSING SVCS	Completed	HOPWA	\$96,921.00	\$96,921.00	\$0.00
		Project Total					\$96,921.00	\$96,921.00	\$0.00
	39	NBD Property Holding Account	1834	NBD PROPERTY HOLDING COSTS	Completed	CDBG	\$19,997.92	\$19,997.92	\$0.00
		Project Total					\$19,997.92	\$19,997.92	\$0.00
	40	Cincinnati Small Business Loan Fund	1809	CSBLF Project Delivery Costs	Completed	CDBG	\$45,000.00	\$45,000.00	\$0.00
		Project Total					\$45,000.00	\$45,000.00	\$0.00
	41	Small Business Services and Technical Assistance	1827	SBSTA - SMART MONEY COMMUNITY SERVICES	Completed	CDBG	\$56,917.63	\$56,917.63	\$0.00
			1860	SBSTA - CINCINNATI BUSINESS INCUBATOR	Completed	CDBG	\$84,356.53	\$84,356.53	\$0.00
			1872	SBSTA - GRTR CINTI MICROENTERPRISE INIT	Completed	CDBG	\$54,559.61	\$54,559.61	\$0.00
			1912	SBSTA DELIVERY COSTS	Completed	CDBG	\$70,299.22	\$70,299.22	\$0.00
			2120	BUSINESS RECRUITMENT AND EXPANSION	Completed	CDBG	\$157,412.69	\$157,412.69	\$0.00
		Project Total					\$423,545.68	\$423,545.68	\$0.00
	43	Corporation for Findlay Market	1813	CORPORATION FOR FINDLAY MARKET (CFFM)	Completed	CDBG	\$665,000.00	\$665,000.00	\$0.00

U.S. Department of Housing and Urban Development
Office of Community Planning and Development
Integrated Disbursement and Information System
List of Activities By Program Year And Project
CINCINNATI,OH

DATE: 03-29-22
TIME: 15:15
PAGE: 76

Plan Year	IDIS Project	Project	IDIS Activity ID	Activity Name	Activity Status	Program	Funded Amount	Draw Amount	Balance
2005	43	Project Total					\$665,000.00	\$665,000.00	\$0.00
	44	General Administration and Planning and Section 108 Debt Svc	1820	HOPWA ADMINISTRATION COSTS - 2005	Completed	HOPWA	\$17,970.00	\$17,970.00	\$0.00
			1822	ESG ADMINISTRATION - 2005	Completed	ESG	\$29,443.00	\$29,443.00	\$0.00
			1823	HOME ADMINISTRATION - 2005	Completed	HOME	\$715,397.14	\$715,397.14	\$0.00
			1824	GENERAL ADMINISTRATION & PLANNING - 2005	Completed	CDBG	\$2,794,720.77	\$2,794,720.77	\$0.00
			1826	SECTION 108 DEBT SERVICE - 2005	Completed	CDBG	\$306,163.00	\$306,163.00	\$0.00
			1828	CONTINUUM OF CARE ADMINISTRATION	Completed	CDBG	\$60,000.00	\$60,000.00	\$0.00
		Project Total					\$3,923,693.91	\$3,923,693.91	\$0.00
	45	S-Tom Geiger Guest House, Inc.-05	1852	S-TOM GEIGER GUEST HOUSE	Completed	ESG	\$21,968.00	\$21,968.00	\$0.00
			1853	S-TOM GEIGER NEW TRANS HOUSING-05	Completed	ESG	\$4,497.00	\$4,497.00	\$0.00
		Project Total					\$26,465.00	\$26,465.00	\$0.00
	46	Tap/Permit Fee Assistance	1900	T.A.P. - 2823 PRESTON AVENUE	Completed	HOME	\$5,806.00	\$5,806.00	\$0.00
			1901	T.A.P. - 3437 HARVEY AVENUE	Canceled	HOME	\$0.00	\$0.00	\$0.00
			1902	T.A.P. - 145 WINKLER STREET	Completed	HOME	\$8,794.00	\$8,794.00	\$0.00
			1903	T.A.P.- 706 GLENWOOD AVENUE	Completed	HOME	\$8,039.00	\$8,039.00	\$0.00
			1904	T.A.P. - 708 GLENWOOD AVENUE	Completed	HOME	\$8,039.00	\$8,039.00	\$0.00
			1910	T.A.P. 5806 SIERRA STREET	Completed	HOME	\$6,884.00	\$6,884.00	\$0.00
			1911	T.A.P. 3552 HAVEN STREET	Completed	HOME	\$5,844.00	\$5,844.00	\$0.00
			1957	809 OAK STREET	Completed	HOME	\$8,188.50	\$8,188.50	\$0.00
			1965	HABITAT FOR HUMANITY	Completed	HOME	\$4,058.00	\$4,058.00	\$0.00
			2025	TAP - 2227 SYMMES STREET	Completed	HOME	\$8,200.00	\$8,200.00	\$0.00
			2026	HABITAT FOR HUMANITY	Completed	HOME	\$8,405.50	\$8,405.50	\$0.00
			2027	HABITAT FOR HUMANITY	Completed	HOME	\$8,464.16	\$8,464.16	\$0.00
			2028	TAP - 5426 WHETSEL	Completed	HOME	\$2,858.00	\$2,858.00	\$0.00
			2029	TAP - 560 MAPLE	Completed	HOME	\$8,930.00	\$8,930.00	\$0.00
			2030	TAP - 564 MAPLE	Completed	HOME	\$8,930.00	\$8,930.00	\$0.00
			2049	T.A.P. - 688 GLENWOOD AVENUE	Completed	HOME	\$8,208.85	\$8,208.85	\$0.00
			2050	T.A.P.-696 GLENWOOD AVENUE	Completed	HOME	\$8,174.50	\$8,174.50	\$0.00
		Project Total					\$117,823.51	\$117,823.51	\$0.00
	47	Youth Employment Programs	1866	YOUTH EMPLOYMENT PROJECT DELIVERY	Canceled	CDBG	\$0.00	\$0.00	\$0.00
			1867	CCY -YOUTH CONSERVATION CORPS	Canceled	CDBG	\$0.00	\$0.00	\$0.00
			1868	CCY -YEAR ROUND YOUTH EMPLYMT	Completed	CDBG	\$939,682.36	\$939,682.36	\$0.00
			1869	CYC YOUTH EMPLYMT DEV.INIT. (SUMMER)	Canceled	CDBG	\$0.00	\$0.00	\$0.00
		Project Total					\$939,682.36	\$939,682.36	\$0.00
	48	Emergency Mortgage Assistance	1815	EMERGENCY MORTGAGE ASSISTANCE PROGRAM	Completed	CDBG	\$52,263.18	\$52,263.18	\$0.00
		Project Total					\$52,263.18	\$52,263.18	\$0.00
	49	Earned Income Tax Credit Outreach and Financial Literacy	1835	EITC OUTREACH AND FINANCIAL LITERACY	Completed	CDBG	\$11,880.00	\$11,880.00	\$0.00

U.S. Department of Housing and Urban Development
Office of Community Planning and Development
Integrated Disbursement and Information System
List of Activities By Program Year And Project
CINCINNATI,OH

DATE: 03-29-22
TIME: 15:15
PAGE: 77

Plan Year	IDIS Project	Project	IDIS Activity ID	Activity Name	Activity Status	Program	Funded Amount	Draw Amount	Balance
2005	49	Project Total					\$11,880.00	\$11,880.00	\$0.00
	50	S-Salvation Army Emergency Shelter	1858	S-SALVATION ARMY EMERGENCY SHELTER	Completed	ESG	\$8,997.00	\$8,997.00	\$0.00
		Project Total					\$8,997.00	\$8,997.00	\$0.00
	51	WALNUT HILLS/EVANSTON HEALTH CENTER RENOVATIONS	1825	WALNUT HILLS/EVANSTON HEALTH CENTER RENO	Completed	CDBG	\$350,000.00	\$350,000.00	\$0.00
		Project Total					\$350,000.00	\$350,000.00	\$0.00
	52	New Starfire Building Improvements	1821	NEW STARFIRE BUILDING IMPROVEMENTS	Canceled	CDBG	\$0.00	\$0.00	\$0.00
		Project Total					\$0.00	\$0.00	\$0.00
	53	Boys and Girls Clubs Facility Renovations	1807	BOYS AND GIRLS CLUBS FACILITY RENOVATION	Completed	CDBG	\$42,660.00	\$42,660.00	\$0.00
		Project Total					\$42,660.00	\$42,660.00	\$0.00
	54	S-House of Hope/Transitional-05	1844	S-HOUSE OF HOPE TRANSITIONAL HOUSING	Completed	ESG	\$22,887.31	\$22,887.31	\$0.00
		Project Total					\$22,887.31	\$22,887.31	\$0.00
	55	St. Vincent DePaul Building Renovation	1819	ST. VINCENT DEPAUL BUILDING RENOVATION	Completed	CDBG	\$71,000.00	\$71,000.00	\$0.00
		Project Total					\$71,000.00	\$71,000.00	\$0.00
	56	Section 108/HOPE VI Delivery Costs	1797	HOPE VI DELIVERY COSTS	Completed	CDBG	\$5,000.00	\$5,000.00	\$0.00
			1798	FLOAT LOANS/SECTION 108 DELIVERY COSTS	Canceled	CDBG	\$0.00	\$0.00	\$0.00
		Project Total					\$5,000.00	\$5,000.00	\$0.00
	57	Lead Hazard Testing Program	1833	LEAD HAZARD TESTING PROGRAM	Completed	CDBG	\$285,000.00	\$285,000.00	\$0.00
		Project Total					\$285,000.00	\$285,000.00	\$0.00
	59	NBD Improvements	1832	NBD IMPROVEMENTS ADMIN - 2005	Completed	CDBG	\$134,111.62	\$134,111.62	\$0.00
			1882	NBD WALNUT HILLS PKG LOT IMPROVEMENTS	Canceled	CDBG	\$0.00	\$0.00	\$0.00
			1883	Walnut Hills-Gilbert Avenue Island Landscaping Proj	Completed	CDBG	\$51,676.53	\$51,676.53	\$0.00
			1953	NBD COLLEGE HILL FACADE PROGRAM	Completed	CDBG	\$283,587.96	\$283,587.96	\$0.00
			1956	NBD WALNUT HILLS BELL TOWER RESTORATION	Completed	CDBG	\$150,000.00	\$150,000.00	\$0.00
			2082	CARTHAGE NBD REDEVELOPMENT	Completed	CDBG	\$200,000.00	\$200,000.00	\$0.00
			2240	NBD WALNUT HILLS STOREFRONT IMPROVEMENTS	Completed	CDBG	\$30,388.35	\$30,388.35	\$0.00
		Project Total					\$849,764.46	\$849,764.46	\$0.00
	60	Cincinnati Union Bethel Childcare Kitchen	1810	CINTI UNION BETHEL CHILDCARE KITCHEN	Canceled	CDBG	\$0.00	\$0.00	\$0.00
		Project Total					\$0.00	\$0.00	\$0.00
	62	S-Health Resource Center	1855	S-HEALTH RESOURCE CENTER	Completed	ESG	\$19,497.00	\$19,497.00	\$0.00
		Project Total					\$19,497.00	\$19,497.00	\$0.00
	63	CENTRAL CLINIC RENOVATION	1897	CENTRAL CLINIC RENOVATIONS	Completed	CDBG	\$100,000.00	\$100,000.00	\$0.00
		Project Total					\$100,000.00	\$100,000.00	\$0.00
	64	PRISON REFORM ADVOCACY PROJECT	1898	PRISON REFORM ADVOCACY PROJECT	Completed	CDBG	\$35,000.00	\$35,000.00	\$0.00
		Project Total					\$35,000.00	\$35,000.00	\$0.00
	65	STREET INTERVENTION PROGRAM	1954	CHRC STREET INTERVENTION PROGRAM	Completed	CDBG	\$92,453.22	\$92,453.22	\$0.00
		Project Total					\$92,453.22	\$92,453.22	\$0.00

U.S. Department of Housing and Urban Development
Office of Community Planning and Development
Integrated Disbursement and Information System
List of Activities By Program Year And Project
CINCINNATI,OH

DATE: 03-29-22
TIME: 15:15
PAGE: 78

Plan Year	IDIS Project	Project	IDIS Activity ID	Activity Name	Activity Status	Program	Funded Amount	Draw Amount	Balance
2005	66	HURRICANE KATRINA RELIEF SERVICES	1962	HURRICANE KATRINA RELIEF SERVICES	Completed	CDBG	\$258,532.49	\$258,532.49	\$0.00
		Project Total					\$258,532.49	\$258,532.49	\$0.00
	67	CROSSROADS HEALTH CENTER PHARMACY	2075	CROSSROADS HEALTH CENTER PHARMACY	Completed	CDBG	\$40,000.00	\$40,000.00	\$0.00
			2252	CROSSROADS HEALTH CENTER PHARMACY-OPERAT	Completed	CDBG	\$102,227.93	\$102,227.93	\$0.00
		Project Total					\$142,227.93	\$142,227.93	\$0.00
	Program Total					CDBG	\$21,130,302.51	\$21,130,302.51	\$0.00
						ESG	\$587,646.31	\$587,646.31	\$0.00
						HOME	\$2,247,472.44	\$2,247,472.44	\$0.00
						HOPWA	\$598,488.00	\$598,488.00	\$0.00
	2005 Total						\$24,563,909.26	\$24,563,909.26	\$0.00
2006	1	2006 AIDS VOLUNTEERS OF CINCINNATI (AVOC)	1970	AVOC SUPPORTIVE SERVICES	Completed	HOPWA	\$163,070.00	\$163,070.00	\$0.00
			1971	AVOC SCATTERED SITE HOUSING ASSISTANCE	Completed	HOPWA	\$74,898.45	\$74,898.45	\$0.00
		Project Total					\$237,968.45	\$237,968.45	\$0.00
	2	2006 NORTHERN KENTUCKY INDEPENDENT HEALTH DISTRICT	1972	NO.KY.HEALTH DISTRICT - HOUSING SVCS	Completed	HOPWA	\$62,462.25	\$62,462.25	\$0.00
							\$62,462.25	\$62,462.25	\$0.00
	3	ABANDONED BLDGS BARRICADE/DEMOLITION & DRUGHOUSE SHUTDOWN	1984	HAZARD ABATEMENT/BARRICADE-DEMOLITION	Completed	CDBG	\$821,196.87	\$821,196.87	\$0.00
			2249	HAZARD ABATEMENT BARRICADE-BARRICADE	Completed	CDBG	\$193,040.46	\$193,040.46	\$0.00
		Project Total					\$1,014,237.33	\$1,014,237.33	\$0.00
	4	ADULT EMPLOYMENT PROGRAM	1985	SOLID OPPORTUNITIES FOR ADVANCEMENT SOAR	Completed	CDBG	\$75,000.00	\$75,000.00	\$0.00
							\$75,000.00	\$75,000.00	\$0.00
	5	AMERICAN DREAM DOWNPAYMENT INITIATIVE	2254	ADDI-3835 HERRON AVE-LINDA WILLIAMS	Completed	HOME	\$6,945.00	\$6,945.00	\$0.00
			2255	ADDI-610 E. EPWORTH AVE-LEKISA WARD	Completed	HOME	\$4,895.00	\$4,895.00	\$0.00
			2256	ADDI-4560 WINTON RD-BERNADETTE D DUBOSE	Completed	HOME	\$7,640.00	\$7,640.00	\$0.00
			2257	ADDI-5718 GLOW COURT-LASHONDA COLLINS	Completed	HOME	\$8,398.00	\$8,398.00	\$0.00
			2258	ADDI-744 WOODLAWN AVE-OLIVIA JOHNSON	Completed	HOME	\$6,618.00	\$6,618.00	\$0.00
			2260	ADDI-2905 WESTKNOLLS LANE-NICOLE JOHNSON	Completed	HOME	\$2,891.39	\$2,891.39	\$0.00
			2261	ADDI-2661 MCKINLEY AVENUE-PITTS	Completed	HOME	\$6,906.00	\$6,906.00	\$0.00
			2262	ADDI-3979 WARWICK AVE-LEARY	Completed	HOME	\$7,937.70	\$7,937.70	\$0.00
			2263	ADDI-5020 SIDNEY ROAD-HILL	Completed	HOME	\$9,505.00	\$9,505.00	\$0.00
			2266	ADDI - 3915 ODIN AVENUE - SMITH	Completed	HOME	\$6,697.50	\$6,697.50	\$0.00
			2267	ADDI - 2677 MONTANA AVENUE #24 - BASKIN	Completed	HOME	\$5,055.00	\$5,055.00	\$0.00
		Project Total					\$73,488.59	\$73,488.59	\$0.00
	6	BLUEPRINT FOR SUCCESS	1986	BLUEPRINT FOR SUCCESS	Completed	CDBG	\$359,161.90	\$359,161.90	\$0.00
			2099	BLUEPRINT FOR SUCCESS	Canceled	HOME	\$0.00	\$0.00	\$0.00
			2237	2265 LOTH STREET-BLUEPRINT FOR SUCCESS	Completed	HOME	\$320,791.49	\$320,791.49	\$0.00
		Project Total					\$679,953.39	\$679,953.39	\$0.00

U.S. Department of Housing and Urban Development
Office of Community Planning and Development
Integrated Disbursement and Information System
List of Activities By Program Year And Project
CINCINNATI,OH

DATE: 03-29-22
TIME: 15:15
PAGE: 79

Plan Year	IDIS Project	Project	IDIS Activity ID	Activity Name	Activity Status	Program	Funded Amount	Draw Amount	Balance
2006	7	CINCINNATI HOMEOWNER INFILL AND REHAB PROGRAM	1988	CINCINNATI HOMEOWNER INFILL & REHAB PROG	Canceled	CDBG	\$0.00	\$0.00	\$0.00
		Project Total					\$0.00	\$0.00	\$0.00
	8	CODE ENFORCEMENT RELOCATION	1989	CODE ENFORCEMENT RELOCATION	Completed	CDBG	\$128,050.00	\$128,050.00	\$0.00
		Project Total					\$128,050.00	\$128,050.00	\$0.00
	9	CONCENTRATED CODE ENFORCEMENT	1990	CONCENTRATED CODE ENFORCEMENT	Completed	CDBG	\$600,000.00	\$600,000.00	\$0.00
		Project Total					\$600,000.00	\$600,000.00	\$0.00
	10	CORPORATION FOR FINDLAY MARKET	1991	CORPORATION FOR FINDLAY MARKET (CFFM)	Completed	CDBG	\$500,000.00	\$500,000.00	\$0.00
		Project Total					\$500,000.00	\$500,000.00	\$0.00
	11	DRUG ELIMINATION PROGRAM	1992	DRUG ELIMINATION PROGRAM	Completed	CDBG	\$75,000.00	\$75,000.00	\$0.00
		Project Total					\$75,000.00	\$75,000.00	\$0.00
	12	EARNED INCOME TAX CREDIT OUTREACH AND FINANCIAL LITERACY	1993	EITC OUTREACH AND FINANCIAL LITERACY	Completed	CDBG	\$10,300.00	\$10,300.00	\$0.00
		Project Total					\$10,300.00	\$10,300.00	\$0.00
	13	EMERGENCY MORTGAGE ASSISTANCE	1994	EMERGENCY MORTGAGE ASSISTANCE PROGRAM	Completed	CDBG	\$75,000.00	\$75,000.00	\$0.00
		Project Total					\$75,000.00	\$75,000.00	\$0.00
	14	FAIR HOUSING SERVICES	1995	FAIR HOUSING SERVICES 2006	Completed	CDBG	\$195,000.00	\$195,000.00	\$0.00
		Project Total					\$195,000.00	\$195,000.00	\$0.00
	15	FINANCIAL AND CREDIT UNION SERVICES	1996	CREDIT UNION SERVICES & ECONOMIC EDUCATION	Completed	CDBG	\$78,975.98	\$78,975.98	\$0.00
		Project Total					\$78,975.98	\$78,975.98	\$0.00
	16	FINDLAY MARKET AMBASSADORS PROGRAM	1997	FINDLAY MARKET AMBASSADORS PROGRAM	Completed	CDBG	\$200,000.00	\$200,000.00	\$0.00
		Project Total					\$200,000.00	\$200,000.00	\$0.00
	17	GENERAL ADMIN AND PLANNING AND SECTION 108 DEBT SERVICE	1977	HOPWA ADMINISTRATION COSTS - 2006	Completed	HOPWA	\$15,000.00	\$15,000.00	\$0.00
			1987	GENERAL ADMINISTRATION AND PLANNING 06	Completed	CDBG	\$3,016,671.55	\$3,016,671.55	\$0.00
			2021	SECTION 108 DEBT SERVICE - 2006	Completed	CDBG	\$465,069.00	\$465,069.00	\$0.00
			2022	HOME ADMINISTRATION 2006	Completed	HOME	\$519,330.19	\$519,330.19	\$0.00
			2040	CONTINUUM OF CARE ADMINISTRATION	Completed	CDBG	\$60,000.00	\$60,000.00	\$0.00
			2041	ESG ADMINISTRATION - 2006	Completed	ESG	\$29,440.00	\$29,440.00	\$0.00
		Project Total					\$4,105,510.74	\$4,105,510.74	\$0.00
	18	HEALTH SERVICES FACILITY RENOVATIONS	2077	FACILITY RENOVATIONS PROJECT DELIVERY	Canceled	CDBG	\$0.00	\$0.00	\$0.00
			2104	CENTRAL CLINIC RENOVATIONS	Completed	CDBG	\$100,004.81	\$100,004.81	\$0.00
			2495	CINCINNATI UNION BETHEL	Completed	CDBG	\$66,906.00	\$66,906.00	\$0.00
		Project Total					\$166,910.81	\$166,910.81	\$0.00
	19	HOMELESS FACILITIES RENOVATIONS	2125	GERTRUDE HOUSE BATHROOM INSTALLATION	Completed	CDBG	\$65,136.40	\$65,136.40	\$0.00
			2244	TENDER MERCIES SPRINKLER INSTALLATION	Completed	CDBG	\$70,402.00	\$70,402.00	\$0.00
		Project Total					\$135,538.40	\$135,538.40	\$0.00
	20	HOMEOWNER REHAB LOANS AND LEAD ABATEMENT GRANTS	1998	HOMEOWNER REHAB LOAN PROGRAM	Completed	CDBG	\$684,628.43	\$684,628.43	\$0.00
			2138	HRLP-320 DORCHESTER AVENUE	Completed	HOME	\$78,385.98	\$78,385.98	\$0.00

U.S. Department of Housing and Urban Development
Office of Community Planning and Development
Integrated Disbursement and Information System
List of Activities By Program Year And Project
CINCINNATI,OH

DATE: 03-29-22
TIME: 15:15
PAGE: 80

Plan Year	IDIS Project	Project	IDIS Activity ID	Activity Name	Activity Status	Program	Funded Amount	Draw Amount	Balance
2006	20	HOMEOWNER REHAB LOANS AND LEAD ABATEMENT GRANTS	2139	HRLP-1734 MONTEREY COURT	Completed	HOME	\$55,066.54	\$55,066.54	\$0.00
			2141	HRLP-3148 MCHENRY	Completed	HOME	\$92,073.98	\$92,073.98	\$0.00
			2221	HRLP-1407 LUDLOW PLACE	Completed	HOME	\$68,169.18	\$68,169.18	\$0.00
			2222	HRLP-6220 TYNE AVENUE	Completed	HOME	\$67,654.76	\$67,654.76	\$0.00
			2223	HRLP-3739 PENNSYLVANIA AVENUE	Completed	HOME	\$100,640.26	\$100,640.26	\$0.00
			2224	HRLP-219 BAXTER AVENUE	Completed	HOME	\$49,444.98	\$49,444.98	\$0.00
			2225	HRLP-3030 BATHGATE STREET	Completed	HOME	\$77,486.02	\$77,486.02	\$0.00
			2229	HRLP-1335 ASTER PLACE	Completed	CDBG	\$72,199.27	\$72,199.27	\$0.00
			2230	HRLP-1126 YALE STREET	Completed	CDBG	\$104,586.81	\$104,586.81	\$0.00
			2233	HRLP-4033 LIBERTY STREET	Completed	CDBG	\$106,170.20	\$106,170.20	\$0.00
			2234	HRLP-21 FERNDAL	Completed	CDBG	\$110,418.62	\$110,418.62	\$0.00
			2264	HRLP-1715 BLUE ROCK	Completed	HOME	\$85,060.98	\$85,060.98	\$0.00
		Project Total					\$1,751,986.01	\$1,751,986.01	\$0.00
	21	HOUSING MAINTENANCE SERVICES	1999	HOUSING MAINTENANCE SERVICES	Completed	CDBG	\$2,875,880.99	\$2,875,880.99	\$0.00
		Project Total					\$2,875,880.99	\$2,875,880.99	\$0.00
	22	LEAD HAZARD TESTING PROGRAM	2000	LEAD HAZARD TESTING PROGRAM	Completed	CDBG	\$274,666.00	\$274,666.00	\$0.00
		Project Total					\$274,666.00	\$274,666.00	\$0.00
	23	MILLCREEK GREENWAY RESTORATION	2001	MILLCREEK RESTORATION PROJECT	Completed	CDBG	\$100,000.00	\$100,000.00	\$0.00
		Project Total					\$100,000.00	\$100,000.00	\$0.00
	24	NBD IMPROVEMENTS	2002	NBD IMPROVEMENTS ADMIN - 2005	Completed	CDBG	\$309,170.16	\$309,170.16	\$0.00
			2066	NBD-EVANSTON NBD FACADE IMPROVEMENT PRG	Completed	CDBG	\$188,757.48	\$188,757.48	\$0.00
			2067	NBD-MADISONVILLE FACADE IMPROVEMENT PROG	Completed	CDBG	\$89,794.27	\$89,794.27	\$0.00
			2083	CARTHAGE NBD REDEVELOPMENT	Completed	CDBG	\$150,000.00	\$150,000.00	\$0.00
			2084	EAST PRICE HILL GROCERY STORE	Completed	CDBG	\$1,804,987.55	\$1,804,987.55	\$0.00
			2114	CARTHAGE NBD REDEVELOPMENT	Completed	CDBG	\$507,000.00	\$507,000.00	\$0.00
			2161	O,BRYONVILLE NBD PARKING LOT RESURFACING	Completed	CDBG	\$20,750.00	\$20,750.00	\$0.00
			2274	NBD-EAST PRICE HILL AWNING AND SIGN PGM	Canceled	CDBG	\$0.00	\$0.00	\$0.00
			2406	NBD-EAST PRICE HILL STREETScape	Completed	CDBG	\$723,853.09	\$723,853.09	\$0.00
			2461	COVEDALE PERFORMING ARTS CENTER STREET	Completed	CDBG	\$57,500.00	\$57,500.00	\$0.00
			3002	Re-establishing the Center of Roselawn Business	Canceled	CDBG-R	\$0.00	\$0.00	\$0.00
			3178	Clifton Heights Phase II Streetscape Improvements	Completed	CDBG	\$23,272.05	\$23,272.05	\$0.00
			3842	College Hill South Public Lot	Completed	CDBG	\$12,055.00	\$12,055.00	\$0.00
		Project Total					\$3,887,139.60	\$3,887,139.60	\$0.00
	25	NBD PROPERTY HOLDING ACCOUNT	2003	NBD PROPERTY HOLDING COSTS	Completed	CDBG	\$10,000.00	\$10,000.00	\$0.00
		Project Total					\$10,000.00	\$10,000.00	\$0.00
	26	NEIGHBORHOOD CAPACITY BUILDING AND TECHNICAL ASSISTANCE	2016	NEIGHBORHOOD CAPACITY BUILDING/TECHNICAL	Completed	CDBG	\$500,000.00	\$500,000.00	\$0.00
		Project Total					\$500,000.00	\$500,000.00	\$0.00

U.S. Department of Housing and Urban Development
Office of Community Planning and Development
Integrated Disbursement and Information System
List of Activities By Program Year And Project
CINCINNATI,OH

DATE: 03-29-22
TIME: 15:15
PAGE: 81

Plan Year	IDIS Project	Project	IDIS Activity ID	Activity Name	Activity Status	Program	Funded Amount	Draw Amount	Balance
2006	27	NEIGHBORHOOD GARDENS PROGRAM	2004	NEIGHBORHOOD GARDENS	Completed	CDBG	\$25,000.00	\$25,000.00	\$0.00
		Project Total					\$25,000.00	\$25,000.00	\$0.00
	28	NEIGHBORHOOD REVITALIZATION	2005	NEIGHBORHOOD REVITALIZATION	Completed	CDBG	\$181,159.24	\$181,159.24	\$0.00
			2100	3CDC-ACQUISITION	Completed	CDBG	\$732,778.59	\$732,778.59	\$0.00
			2101	3CDC-CLEARANCE AND DEMOLITION	Canceled	CDBG	\$0.00	\$0.00	\$0.00
			2102	3CDC-MULTI UNIT HOUSING	Completed	CDBG	\$1,638,707.46	\$1,638,707.46	\$0.00
			2103	3CDC-LEAD ABATEMENT	Completed	CDBG	\$127,718.21	\$127,718.21	\$0.00
			2115	5307 WARD STREET	Completed	CDBG	\$49,462.50	\$49,462.50	\$0.00
			2119	UPTOWN CLEARANCE AND DEMOLITION	Completed	CDBG	\$500,000.00	\$500,000.00	\$0.00
		Project Total					\$3,229,826.00	\$3,229,826.00	\$0.00
	29	PRISON REFORM ADVOCACY PROGRAM	2006	SECOND CHANCE COMMUNITY LEGAL CLINIC	Completed	CDBG	\$35,000.00	\$35,000.00	\$0.00
		Project Total					\$35,000.00	\$35,000.00	\$0.00
	30	RENTAL REHABILITATION PROGRAM	2017	RENTAL REHABILITATION PROGRAM	Completed	CDBG	\$25,000.00	\$25,000.00	\$0.00
			2045	RRP - SAVANNAH GARDEN APARTMENTS II	Completed	HOME	\$790,009.15	\$790,009.15	\$0.00
			2062	RRP - UPTOWN TOWERS	Completed	HOME	\$1,814,111.69	\$1,814,111.69	\$0.00
			2091	LEAD HAZARD CONTROL PROGRAM	Completed	CDBG	\$74,981.70	\$74,981.70	\$0.00
			2134	RRP-MAGNOLIA HTS LIMITED PARTNERSHIP	Completed	HOME	\$1,466,045.91	\$1,466,045.91	\$0.00
		Project Total					\$4,170,148.45	\$4,170,148.45	\$0.00
	31	S-BETHANY HOUSE-06	1979	S-BETHANY HOUSE EMERGENCY SHELTER-06	Completed	ESG	\$67,333.00	\$67,333.00	\$0.00
		Project Total					\$67,333.00	\$67,333.00	\$0.00
	32	S-CARACOLE, INC.-06	1973	CARACOLE HOUSE SUPPORTIVE SERVICES	Completed	HOPWA	\$149,020.00	\$149,020.00	\$0.00
			1976	CARACOLE RESIDENTIAL FACILITIES OP	Completed	HOPWA	\$57,780.00	\$57,780.00	\$0.00
			1978	S-CARACOLE RECOVERY COMMUNITY-06	Completed	ESG	\$27,933.00	\$27,933.00	\$0.00
		Project Total					\$234,733.00	\$234,733.00	\$0.00
	33	S-HEALTH RESOURCE CENTER-06	2035	S-HEALTH RESOURCE CENTER-06	Completed	ESG	\$21,447.00	\$21,447.00	\$0.00
		Project Total					\$21,447.00	\$21,447.00	\$0.00
	34	S-INTERFAITH HOSPITALITY NETWORK EMERGENCY SHELTER-06	2036	S-INTERFAITH HOSPITALITY NETWORK	Completed	ESG	\$26,562.00	\$26,562.00	\$0.00
		Project Total					\$26,562.00	\$26,562.00	\$0.00
	35	S-LIGHTHOUSE YOUTH SERVICES-06	1983	S-LIGHTHOUSE YOUTH SERVICES SHELTER-06	Completed	ESG	\$48,920.00	\$48,920.00	\$0.00
			2037	S-LIGHTHOUSE YOUTH TRANSITIONAL HOUSING	Completed	ESG	\$16,167.00	\$16,167.00	\$0.00
		Project Total					\$65,087.00	\$65,087.00	\$0.00
	36	S-MERCY FRANCISCAN AT ST. JOHN'S-06	1982	S-MERCY FRANCISCAN/SJ TEMP SHELTER-06	Completed	ESG	\$29,783.00	\$29,783.00	\$0.00
			2038	S-MERCY FRANCISCAN EXPANDED TEMP HSG-06	Completed	ESG	\$47,643.00	\$47,643.00	\$0.00
		Project Total					\$77,426.00	\$77,426.00	\$0.00
	37	S-SALVATION ARMY EMERGENCY SHELTER-06	2039	S-SALVATION ARMY EMERGENCY SHELTER-06	Completed	ESG	\$9,847.00	\$9,847.00	\$0.00
		Project Total					\$9,847.00	\$9,847.00	\$0.00

U.S. Department of Housing and Urban Development
Office of Community Planning and Development
Integrated Disbursement and Information System
List of Activities By Program Year And Project
CINCINNATI,OH

DATE: 03-29-22
TIME: 15:15
PAGE: 82

Plan Year	IDIS Project	Project	IDIS Activity ID	Activity Name	Activity Status	Program	Funded Amount	Draw Amount	Balance
2006	38	S-SHELTERHOUSE VOLUNTEER GROUP/DROP INN CENTER-06	1981	S-SHELTERHOUSE VOLUNTEER GRP/DROP-INN-06	Completed	ESG	\$234,847.00	\$234,847.00	\$0.00
		Project Total					\$234,847.00	\$234,847.00	\$0.00
	39	S-THE YWCA BATTERED WOMEN'S SHELTER-06	1980	S-YWCA BATTERED WOMENS SHELTER	Completed	ESG	\$28,998.00	\$28,998.00	\$0.00
		Project Total					\$28,998.00	\$28,998.00	\$0.00
	40	SECTION 108/FLOAT LOAN/HOPE VI DELIVERY COSTS	2007	FLOAT LOANS/SECTION 108 DELIVERY COSTS	Canceled	CDBG	\$0.00	\$0.00	\$0.00
			2008	HOPE VI DELIVERY COSTS	Completed	CDBG	\$5,000.00	\$5,000.00	\$0.00
		Project Total					\$5,000.00	\$5,000.00	\$0.00
	41	SECTION 8 TENANT COUNSELING AND PLACEMENT	2009	SECT.8 TENANT COUNSELING & PLACEMENT	Completed	CDBG	\$50,000.00	\$50,000.00	\$0.00
		Project Total					\$50,000.00	\$50,000.00	\$0.00
	42	SMALL BUSINESS ENTERPRISE PROGRAM	2010	SMALL BUSINESS ENTERPRISE PROGRAM	Canceled	CDBG	\$0.00	\$0.00	\$0.00
		Project Total					\$0.00	\$0.00	\$0.00
	43	SMALL BUSINESS SERVICES AND TECHNICAL ASSISTANCE	2011	SBSTA DELIVERY COSTS	Completed	CDBG	\$35,292.56	\$35,292.56	\$0.00
			2012	SBSTA - GRTR CINTI MICROENTERPRISE INIT	Completed	CDBG	\$149,696.13	\$149,696.13	\$0.00
			2013	SBSTA - CINCINNATI BUSINESS INCUBATOR	Completed	CDBG	\$21,240.47	\$21,240.47	\$0.00
			2014	SBSTA - SMART MONEY COMMUNITY SERVICES	Canceled	CDBG	\$0.00	\$0.00	\$0.00
		Project Total					\$206,229.16	\$206,229.16	\$0.00
	44	STRATEGIC HOUSING INITIATIVES PROGRAM	2015	STRATEGIC HOUSING INITIATIVES PROGRAM	Completed	CDBG	\$162,667.99	\$162,667.99	\$0.00
			2110	FINDLAY MARKET FACADES AND STOREFRONT	Completed	CDBG	\$101,439.12	\$101,439.12	\$0.00
			2123	HDR - COMMUNITY VIEWS	Completed	CDBG	\$6,118.98	\$6,118.98	\$0.00
			2286	SHIP-HOMEOWNERSHIP PRESERVATION (REHAB)	Completed	HOME	\$186,702.47	\$186,702.47	\$0.00
			2287	SHIP-HOMEOWNERSHIP PRESERVATION (CONSTR)	Completed	HOME	\$125,444.42	\$125,444.42	\$0.00
			2316	7017 FAIRPARK - CARTHAGE REHABARAMA	Completed	HOME	\$37,312.77	\$37,312.77	\$0.00
			2396	258 WEST 73RD STREET-CARTAGE REHABARAMA	Completed	CDBG	\$21,453.91	\$21,453.91	\$0.00
						HOME	\$14,822.50	\$14,822.50	\$0.00
			2514	7440 FAIR PARK - CARTHAGE REHABARAMA	Completed	HOME	\$35,000.00	\$35,000.00	\$0.00
			2515	SHIP - 1402 CEDAR AVENUE	Canceled	HOME	\$0.00	\$0.00	\$0.00
			2516	SHIP-5918 LANTANA AVE	Completed	HOME	\$36,975.77	\$36,975.77	\$0.00
			2559	SHIP- 4210 FERGUS AVE	Completed	HOME	\$37,778.69	\$37,778.69	\$0.00
			2561	SHIP- 3743 LLEWELLYN	Completed	HOME	\$38,761.78	\$38,761.78	\$0.00
			2562	SHIP- 1817 ELMORE STREET	Completed	HOME	\$0.00	\$0.00	\$0.00
			2563	SHIP- 1402 CEDAR	Completed	HOME	\$35,478.01	\$35,478.01	\$0.00
			3851	SHIP - South Block Strategic Housing 771 / 772 McMillan	Completed	CDBG	\$31,023.71	\$31,023.71	\$0.00
			4095	SHIP - Cincinnati Scholar House	Completed	HOME	\$84,980.72	\$84,980.72	\$0.00
		Project Total					\$955,960.84	\$955,960.84	\$0.00

U.S. Department of Housing and Urban Development
Office of Community Planning and Development
Integrated Disbursement and Information System
List of Activities By Program Year And Project
CINCINNATI,OH

DATE: 03-29-22
TIME: 15:15
PAGE: 83

Plan Year	IDIS Project	Project	IDIS Activity ID	Activity Name	Activity Status	Program	Funded Amount	Draw Amount	Balance
2006	45	STRATEGIC PLANNING FOR URBAN REDEVELOPMENT	2018	S.P.U.R. PROJECT DELIVERY COSTS	Completed	CDBG	\$4,582.83	\$4,582.83	\$0.00
			2081	METRO WEST REDEVELOPMENT	Completed	CDBG	\$695,417.17	\$695,417.17	\$0.00
			2137	ACQUISITION OF MYRON JOHNSON PROPERTY	Completed	CDBG	\$776,089.76	\$776,089.76	\$0.00
			2359	METROWEST COMMERCE PARK REDEVELOPMENT	Completed	CDBG	\$181,878.28	\$181,878.28	\$0.00
			2360	SPUR ADMIN	Completed	CDBG	\$35,966.41	\$35,966.41	\$0.00
			2398	SPUR CENTER HILL REDEVELOPMENT	Completed	CDBG	\$391.68	\$391.68	\$0.00
			2407	S.P.U.R. - AMERICAN CAN BUILDING	Completed	CDBG	\$1,763.63	\$1,763.63	\$0.00
		Project Total					\$1,696,089.76	\$1,696,089.76	\$0.00
	46	TAP/PERMIT FEE ASSISTANCE	2073	TAP - 3554 HAVEN ST	Completed	HOME	\$9,028.25	\$9,028.25	\$0.00
			2074	TAP - 3556 HAVEN ST	Completed	HOME	\$8,725.00	\$8,725.00	\$0.00
			2093	HABITAT FOR HUMANITY	Completed	HOME	\$8,527.50	\$8,527.50	\$0.00
			2094	HABITAT FOR HUMANITY	Completed	HOME	\$8,527.50	\$8,527.50	\$0.00
			2128	TAP-3107 MCHENRY AVE	Completed	HOME	\$2,994.00	\$2,994.00	\$0.00
			2129	TAP-3111 MCHENRY AVENUE	Completed	HOME	\$8,633.50	\$8,633.50	\$0.00
			2132	TAP-6305 SIERRA STREET	Completed	HOME	\$5,429.50	\$5,429.50	\$0.00
			2269	TAP-4222 KIRBY AVENUE	Completed	HOME	\$5,647.87	\$5,647.87	\$0.00
		Project Total					\$57,513.12	\$57,513.12	\$0.00
	47	TENANT ASSISTANCE	2019	TENANT ASSISTANCE	Completed	CDBG	\$33,000.00	\$33,000.00	\$0.00
							\$33,000.00	\$33,000.00	\$0.00
	48	TENANT REPRESENTATION	2020	TENANT REPRESENTATION PROGRAM	Completed	CDBG	\$169,980.79	\$169,980.79	\$0.00
							\$169,980.79	\$169,980.79	\$0.00
	49	YOUTH DEVELOPMENT PROGRAMS	2023	YOUTH DEVELOPMENT PROGRAM	Completed	CDBG	\$540,945.50	\$540,945.50	\$0.00
							\$540,945.50	\$540,945.50	\$0.00
	50	YOUTH EMPLOYMENT PROGRAMS	2024	CCY -YEAR ROUND YOUTH EMPLYMT	Completed	CDBG	\$702,454.46	\$702,454.46	\$0.00
							\$702,454.46	\$702,454.46	\$0.00
	52	LIBERTY STREET CUTOUTS AND MEDIANS	2096	LIBERTY STREET MEDIANS AND CUTOUTS	Completed	CDBG	\$150,000.00	\$150,000.00	\$0.00
							\$150,000.00	\$150,000.00	\$0.00
	53	YOUTH CENTER FACILITY RENOVATIONS	2149	BOYS AND GIRLS CLUBS FACILITY RENOVATION	Completed	CDBG	\$188,000.00	\$188,000.00	\$0.00
							\$188,000.00	\$188,000.00	\$0.00
							\$23,334,815.97	\$23,334,815.97	\$0.00
		Program Total				CDBG	\$0.00	\$0.00	\$0.00
						CDBG-R	\$0.00	\$0.00	\$0.00
						ESG	\$588,920.00	\$588,920.00	\$0.00
						HOME	\$6,348,529.95	\$6,348,529.95	\$0.00
						HOPWA	\$522,230.70	\$522,230.70	\$0.00
		2006 Total					\$30,794,496.62	\$30,794,496.62	\$0.00
2007	1	2007 AIDS VOLUNTEERS OF CINCINNATI (AVOC)	2163	AVOC SCATTERED SITE HOUSING ASSISTANCE	Completed	HOPWA	\$78,810.30	\$78,810.30	\$0.00
			2164	AVOC SUPPORTIVE SERVICES	Completed	HOPWA	\$157,649.70	\$157,649.70	\$0.00
			2379	STOP AIDS SCATTERED STIE HOUSING ASSIST.	Completed	HOPWA	\$70,000.00	\$70,000.00	\$0.00

U.S. Department of Housing and Urban Development
Office of Community Planning and Development
Integrated Disbursement and Information System
List of Activities By Program Year And Project
CINCINNATI,OH

DATE: 03-29-22
TIME: 15:15
PAGE: 84

Plan Year	IDIS Project	Project	IDIS Activity ID	Activity Name	Activity Status	Program	Funded Amount	Draw Amount	Balance
2007	1	2007 AIDS VOLUNTEERS OF CINCINNATI (AVOC)	2453	STOP AIDS SUPPORTIVE SERVICES	Completed	HOPWA	\$154,696.00	\$154,696.00	\$0.00
			2522	HOPWA - STOP AIDSIVE SERVICES	Canceled	HOPWA	\$0.00	\$0.00	\$0.00
		Project Total					\$461,156.00	\$461,156.00	\$0.00
	2	2007 NORTHERN KENTUCKY INDEPENDENT HEALTH DISTRICT	2190	NKY HEALTH DISTRICT - HOUSING SERVICES	Completed	HOPWA	\$65,000.00	\$65,000.00	\$0.00
			2332	HRLP - 4009 HERRON AVENUE - HERMAN	Completed	HOME	\$59,511.75	\$59,511.75	\$0.00
			2333	HRLP - 250 KLOTTER AVENUE - ORR	Completed	HOME	\$79,240.99	\$79,240.99	\$0.00
			2374	NKY HEALTH DISTRICT - HOUSING SERVICES	Completed	HOPWA	\$76,928.12	\$76,928.12	\$0.00
		Project Total					\$280,680.86	\$280,680.86	\$0.00
	3	BLUEPRINT FOR SUCCESS	2165	BLUEPRINT FOR SUCCESS	Completed	CDBG	\$478,397.59	\$478,397.59	\$0.00
			2320	BLUEPRINT FOR SUCCESS	Canceled	CDBG	\$0.00	\$0.00	\$0.00
						HOME	\$0.00	\$0.00	\$0.00
			2444	BLUEPRINT FOR SUCCESS - 2281 LOTH	Completed	HOME	\$185,978.78	\$185,978.78	\$0.00
		Project Total					\$450,474.85	\$450,474.85	\$0.00
	4	EMERGENCY MORTGAGE ASSISTANCE	2166	EMERGENCY MORTGAGE ASSISTANCE PROGRAM	Completed	CDBG	\$115,000.00	\$115,000.00	\$0.00
			2376	EMERGENCY MORTGAGE ASSISTANCE PROGRAM	Completed	CDBG	\$135,924.76	\$135,924.76	\$0.00
			2539	EMERGENCY MORTGAGE ASSISTANCE	Canceled	CDBG	\$0.00	\$0.00	\$0.00
		Project Total					\$250,924.76	\$250,924.76	\$0.00
	5	FAIR HOUSING SERVICES	2167	FAIR HOUSING SERVICES 2007	Completed	CDBG	\$195,000.00	\$195,000.00	\$0.00
			2388	FAIR HOUSING SERVICES 2007	Completed	CDBG	\$195,000.00	\$195,000.00	\$0.00
			2533	FAIR HOUSING SERVICES	Canceled	CDBG	\$0.00	\$0.00	\$0.00
		Project Total					\$390,000.00	\$390,000.00	\$0.00
	6	S-BETHANY HOUSE-07	2168	S-BETHANY HOUSE EMERGENCY SHELTER-07	Completed	ESG	\$67,330.00	\$67,330.00	\$0.00
			2400	S-BETHANY HOUSE EMERGENCY SHELTER-08	Completed	ESG	\$66,065.00	\$66,065.00	\$0.00
			2520	EMERGENCY SHELTER GRANTS - BETHANY HOUSE	Canceled	ESG	\$0.00	\$0.00	\$0.00
		Project Total					\$133,395.00	\$133,395.00	\$0.00
	7	S-CARACOLE, INC.-07	2169	S-CARACOLE RECOVERY COMMUNITY-07	Completed	ESG	\$20,000.00	\$20,000.00	\$0.00
			2170	CARACOLE RESIDENTIAL FACILITIES OP	Completed	HOPWA	\$96,682.99	\$96,682.99	\$0.00
			2171	CARACOLE HOUSE SUPPORTIVE SERVICES	Completed	HOPWA	\$105,317.00	\$105,317.00	\$0.00
			2375	CARACOLE HOUSE SUPPORTIVE SERVICES	Completed	HOPWA	\$146,188.63	\$146,188.63	\$0.00
			2382	S-CARACOLE RECOVERY COMMUNITY-08	Completed	ESG	\$19,290.00	\$19,290.00	\$0.00
			2454	CARACOLE RESIDENTIAL FACILITIES OP - 08	Completed	HOPWA	\$55,811.37	\$55,811.37	\$0.00
			2527	CARACOLE HOUSE	Canceled	ESG	\$0.00	\$0.00	\$0.00
			2529	HOPWA - CARACOLE HOUSE 2009	Canceled	HOPWA	\$0.00	\$0.00	\$0.00
		Project Total					\$443,289.99	\$443,289.99	\$0.00
	8	S-CINCINNATI CENTER FOR RESPITE CARE-07	2172	S-CINCINNATI CENTER FOR RESPITE CARE-07	Completed	ESG	\$21,500.00	\$21,500.00	\$0.00
			2378	S-CINCINNATI CENTER FOR RESPITE CARE-08	Completed	HOPWA	\$20,000.00	\$20,000.00	\$0.00

U.S. Department of Housing and Urban Development
Office of Community Planning and Development
Integrated Disbursement and Information System
List of Activities By Program Year And Project
CINCINNATI,OH

DATE: 03-29-22
TIME: 15:15
PAGE: 85

Plan Year	IDIS Project	Project	IDIS Activity ID	Activity Name	Activity Status	Program	Funded Amount	Draw Amount	Balance
2007	8	S-CINCINNATI CENTER FOR RESPITE CARE-07	2384	S-CINCINNATI CENTER FOR RESPITE CARE-08	Completed	ESG	\$21,095.00	\$21,095.00	\$0.00
			2530	ESG - CENTER FOR RESPITE CARE	Canceled	ESG	\$0.00	\$0.00	\$0.00
			2531	HOPWA - CENTER FOR RESPITE CARE, INC.	Canceled	HOPWA	\$0.00	\$0.00	\$0.00
		Project Total					\$62,595.00	\$62,595.00	\$0.00
	9	S-INTERFAITH HOSPITALITY NETWORK EMERGENCY SHELTER-07	2173	S-INTERFAITH HOSPITALITY NETWORK	Completed	ESG	\$27,000.00	\$27,000.00	\$0.00
			2385	S-INTERFAITH HOSPITALITY NETWORK - 08	Completed	ESG	\$30,420.00	\$30,420.00	\$0.00
			2524	ESG - INTERFAITH HOSPILITY NETWORK	Canceled	ESG	\$0.00	\$0.00	\$0.00
		Project Total					\$57,420.00	\$57,420.00	\$0.00
	10	S-LIGHTHOUSE YOUTH SERVICES-07	2174	S-LIGHTHOUSE YOUTH TRANSITIONAL HOUSING	Completed	ESG	\$16,170.00	\$16,170.00	\$0.00
			2175	S-LIGHTHOUSE YOUTH SERVICES SHELTER-06	Completed	ESG	\$48,920.00	\$48,920.00	\$0.00
			2389	S-LIGHTHOUSE YOUTH TRANSITIONAL HOUSING	Completed	ESG	\$15,865.00	\$15,865.00	\$0.00
			2390	S-LIGHTHOUSE YOUTH SERVICES SHELTER-08	Completed	ESG	\$48,000.00	\$48,000.00	\$0.00
			2540	ESG - LIGHTHOUSE YOUTH SERVICES INC	Canceled	ESG	\$0.00	\$0.00	\$0.00
		Project Total					\$128,955.00	\$128,955.00	\$0.00
	11	S-MERCY FRANCISCAN AT ST. JOHN'S-07	2176	S-MERCY FRANCISCAN EXPANDED TEMP HSG-07	Completed	ESG	\$48,877.96	\$48,877.96	\$0.00
			2177	S-MERCY FRANCISCAN/SJ TEMP SHELTER-07	Completed	ESG	\$31,280.00	\$31,280.00	\$0.00
			2178	S-MERCY FRANCISCAN/SJ RAPID EXIT PROGRAM	Completed	ESG	\$47,939.49	\$47,939.49	\$0.00
			2381	EMERGENCY SHELTER GRANT/MERCY FRANCIS	Completed	ESG	\$29,361.00	\$29,361.00	\$0.00
			2386	S-MERCY FRANCISCAN EXPANDED TEMP HSG-08	Completed	ESG	\$49,060.00	\$49,060.00	\$0.00
			2525	EMERGENCY SHELTER GRANT/MERCY FRANCIS	Completed	ESG	\$30,294.00	\$30,294.00	\$0.00
			2526	ESG - MERCY FRANCISCAN SOCIAL MINISTRIES	Canceled	ESG	\$0.00	\$0.00	\$0.00
		Project Total					\$236,812.45	\$236,812.45	\$0.00
	12	S-SALVATION ARMY EMERGENCY SHELTER-07	2179	S-SALVATION ARMY EMERGENCY SHELTER-07	Completed	ESG	\$12,000.00	\$12,000.00	\$0.00
			2397	S-SALVATION ARMY EMERGENCY SHELTER-08	Completed	ESG	\$14,089.00	\$14,089.00	\$0.00
		Project Total					\$26,089.00	\$26,089.00	\$0.00
	13	S-SHELTERHOUSE VOLUNTEER GROUP/DROP INN CENTER-07	2180	S-SHELTERHOUSE VOLUNTEER GRP/DROP-INN-07	Completed	ESG	\$236,440.00	\$236,440.00	\$0.00
			2428	S-SHELTERHOUSE VOLUNTEER GRP/DROP-INN-08	Completed	ESG	\$231,995.00	\$231,995.00	\$0.00
			2521	ESG - SHELTERHOUSE / DROP INN CENTER	Canceled	ESG	\$0.00	\$0.00	\$0.00
		Project Total					\$468,435.00	\$468,435.00	\$0.00
	14	S-THE YWCA BATTERED WOMEN'S SHELTER-07	2181	S-YWCA BATTERED WOMENS SHELTER	Completed	ESG	\$29,000.00	\$29,000.00	\$0.00
			2383	S-YWCA BATTERED WOMENS SHELTER - 08	Completed	ESG	\$28,455.00	\$28,455.00	\$0.00
			2523	ESG - YWCA OF GREATER CINCINNATI INC	Canceled	ESG	\$0.00	\$0.00	\$0.00
		Project Total					\$57,455.00	\$57,455.00	\$0.00
	15	SECTION 8 TENANT COUNSELING AND PLACEMENT	2182	SECT.8 TENANT COUNSELING & PLACEMENT	Completed	CDBG	\$40,000.01	\$40,000.01	\$0.00
			2387	SECT.8 TENANT COUNSELING & PLACEMENT	Completed	CDBG	\$50,000.00	\$50,000.00	\$0.00
			2534	SECTION 8 COUNSELING & PLACEMENT	Canceled	CDBG	\$0.00	\$0.00	\$0.00
		Project Total					\$90,000.01	\$90,000.01	\$0.00

U.S. Department of Housing and Urban Development
Office of Community Planning and Development
Integrated Disbursement and Information System
List of Activities By Program Year And Project
CINCINNATI,OH

DATE: 03-29-22
TIME: 15:15
PAGE: 86

Plan Year	IDIS Project	Project	IDIS Activity ID	Activity Name	Activity Status	Program	Funded Amount	Draw Amount	Balance
2007	16	SMALL BUSINESS SERVICES AND TECHNICAL ASSISTANCE	2183	SBSTA - SMART MONEY COMMUNITY SERVICES	Completed	CDBG	\$50,000.00	\$50,000.00	\$0.00
			2184	SBSTA - CINCINNATI BUSINESS INCUBATOR	Canceled	CDBG	\$0.00	\$0.00	\$0.00
			2185	SBSTA - GRTR CINTI MICROENTERPRISE INIT	Canceled	CDBG	\$0.00	\$0.00	\$0.00
			2186	SBSTA DELIVERY COSTS	Completed	CDBG	\$75,004.00	\$75,004.00	\$0.00
			2412	SBSTA - GRTR CINTI MICROENTERPRISE INIT	Completed	CDBG	\$97,391.48	\$97,391.48	\$0.00
			2430	SBSTA DELIVERY COSTS	Completed	CDBG	\$130,432.26	\$130,432.26	\$0.00
			2467	SBSTA-SMARTMONEY COMMUNITY SERVICE-BUILD	Completed	CDBG	\$49,558.36	\$49,558.36	\$0.00
	17	SOLID OPPORTUNITIES FOR ADVANCEMENT AND RETENTION (SOAR)	Project Total				\$402,386.10	\$402,386.10	\$0.00
			2187	SOLID OPPORTUNITIES FOR ADVANCEMENT/RETE	Completed	CDBG	\$74,534.35	\$74,534.35	\$0.00
			2372	SOLID OPPORTUNITIES FOR ADVANCEMENT/RETE	Completed	CDBG	\$75,000.00	\$75,000.00	\$0.00
	18	YOUTH DEVELOPMENT PROGRAMS	Project Total				\$149,534.35	\$149,534.35	\$0.00
			2188	CAA - YOUTH DEVELOPMENT PROGRAM	Completed	CDBG	\$196,600.31	\$196,600.31	\$0.00
			2268	MURALWORKS BY ARTWORKS	Completed	CDBG	\$120,000.00	\$120,000.00	\$0.00
	19	YOUTH EMPLOYMENT PROGRAMS	Project Total				\$316,600.31	\$316,600.31	\$0.00
			2189	CCY - YEAR-ROUND YOUTH EMPLOYMENT	Completed	CDBG	\$107,288.97	\$107,288.97	\$0.00
			2253	CAA -SUMMER YOUTH EMPLOYMENT SERVICES	Completed	CDBG	\$344,548.00	\$344,548.00	\$0.00
			2408	RECREATION DEPT. SUMMER YOUTH EMPLOYMENT	Completed	CDBG	\$105,765.53	\$105,765.53	\$0.00
			2409	PARKS DEPT. SUMMER YOUTH EMPLOYMENT	Completed	CDBG	\$72,280.31	\$72,280.31	\$0.00
			2418	CAA -SUMMER YOUTH EMPLOYMENT	Completed	CDBG	\$821,068.00	\$821,068.00	\$0.00
	20	AMERICAN DREAM DOWNPAYMENT INITIATIVE	Project Total				\$1,450,950.81	\$1,450,950.81	\$0.00
			2270	ADDI-1656 WINCHESTER AVE - BARKEY	Completed	HOME	\$7,815.00	\$7,815.00	\$0.00
			2271	ADDI-292 HELEN STREET-C. MCGIVENS	Completed	HOME	\$6,363.00	\$6,363.00	\$0.00
			2276	ADDI-113 GLENWOOD AVE-D. SMITH	Completed	HOME	\$7,230.00	\$7,230.00	\$0.00
			2277	ADDI-2600 BANNING ROAD-M. MITCHELL	Completed	HOME	\$7,670.00	\$7,670.00	\$0.00
			2278	ADDI-555 GRAND AVENUE-K. MOORE	Completed	HOME	\$4,870.00	\$4,870.00	\$0.00
			2279	ADDI-32 HARTWELL COURT-T. JACKSON	Completed	HOME	\$6,525.00	\$6,525.00	\$0.00
			2280	ADDI-5974 SUNRIDGE DRIVE-BOOKER	Completed	HOME	\$8,300.00	\$8,300.00	\$0.00
			2281	ADDI-2324 PARK AVENUE-COX	Completed	HOME	\$9,520.00	\$9,520.00	\$0.00
			2282	ADDI-6675 DALY ROAD-SUMMERLIN	Completed	HOME	\$4,425.00	\$4,425.00	\$0.00
			2283	ADDI-2650 MUSTANG DRIVE-WALTON	Completed	HOME	\$6,384.00	\$6,384.00	\$0.00
			2284	ADDI-1599 MEARS AVENUE-QUINN	Completed	HOME	\$7,590.00	\$7,590.00	\$0.00
			2285	ADDI-5455 SONGBIRD AVENUE-BERNARD	Completed	HOME	\$8,135.00	\$8,135.00	\$0.00
			2289	ADDI-3204 WOLD AVE-NANCY SARTOR	Completed	HOME	\$7,060.00	\$7,060.00	\$0.00
			2297	ADDI-3635 CLARION AVE-G. HUMPHRIES	Completed	HOME	\$4,770.00	\$4,770.00	\$0.00
			2298	ADDI-3626 RAVENWOOD AVE - M APPLETON	Completed	HOME	\$9,250.00	\$9,250.00	\$0.00
			2299	ADDI-7300 BROOKSCREST DR. - C. CORNETT	Completed	HOME	\$8,590.00	\$8,590.00	\$0.00
			2300	ADDI-2898 MONTANA AVENUE-S. CASTANEDA	Completed	HOME	\$9,250.00	\$9,250.00	\$0.00

U.S. Department of Housing and Urban Development
Office of Community Planning and Development
Integrated Disbursement and Information System
List of Activities By Program Year And Project
CINCINNATI,OH

DATE: 03-29-22
TIME: 15:15
PAGE: 87

Plan Year	IDIS Project	Project	IDIS Activity ID	Activity Name	Activity Status	Program	Funded Amount	Draw Amount	Balance
2007	20	AMERICAN DREAM DOWNPAYMENT INITIATIVE	2301	ADDI-3088 BELDEN CIRCLE-JACKSON	Completed	HOME	\$8,800.00	\$8,800.00	\$0.00
			2302	ADDI - 1712 TIFFANY LANE - KOMI	Completed	HOME	\$8,500.00	\$8,500.00	\$0.00
			2303	ADDI - 1619 LLANFAIR AVENUE - BYRD	Completed	HOME	\$5,544.00	\$5,544.00	\$0.00
			2305	ADDI-5510 VOGEL ROAD-HASHEM	Completed	HOME	\$7,361.29	\$7,361.29	\$0.00
			2306	ADDI-1223 W. GALBRAITH RD-LATTIMORE	Completed	HOME	\$6,560.00	\$6,560.00	\$0.00
			2307	ADDI-4049 ST. WILLIAMS AVE - C. HARMON	Completed	HOME	\$6,405.00	\$6,405.00	\$0.00
			2308	ADDI-2473 WAHL TER	Completed	HOME	\$4,914.00	\$4,914.00	\$0.00
			2309	ADDI-2955 KLING AVENUE-CAMPBELL	Completed	HOME	\$5,388.00	\$5,388.00	\$0.00
			2310	ADDI-1811 MINION AVENUE-A. STOUT	Completed	HOME	\$4,222.00	\$4,222.00	\$0.00
			2311	ADDI-4726 HARDWICK DRIVE-S. MCDAVIS	Completed	HOME	\$5,424.00	\$5,424.00	\$0.00
			2313	ADDI - 744 ENRIGHT AVENUE - WEISS	Canceled	HOME	\$0.00	\$0.00	\$0.00
			2314	ADDI-6314 HAMILTON AVENUE - MUNDON	Completed	HOME	\$7,194.00	\$7,194.00	\$0.00
			2315	ADDI-5116 HIGHVIEW DRIVE - BROADNAX	Completed	HOME	\$7,393.00	\$7,393.00	\$0.00
			2317	ADDI-3109 HANNA AVENUE-RODGERS&MOREHEAD	Canceled	HOME	\$0.00	\$0.00	\$0.00
			2318	ADDI-13 W 66TH ST - WAITS	Completed	HOME	\$4,530.00	\$4,530.00	\$0.00
			2319	ADDI-3109 HANNA AVE-ROGERS, KELLY, MOREH	Completed	HOME	\$6,330.00	\$6,330.00	\$0.00
			2321	ADDI-3519 MCFARLAN ROAD-ALLEN	Completed	HOME	\$8,034.00	\$8,034.00	\$0.00
			2322	ADDI-4149 CHAMBERS ST-SPURLOCK, SCOTTIE	Completed	HOME	\$2,757.49	\$2,757.49	\$0.00
			2323	ADDI-3004 EPWORTH AVE-GRABER	Completed	HOME	\$7,170.00	\$7,170.00	\$0.00
			2327	ADDI-3523 STACEY AVE - CALLOWAY	Completed	HOME	\$5,563.95	\$5,563.95	\$0.00
			2328	ADDI - 355 GRAND AVENUE - MECKLENBORG	Completed	HOME	\$7,554.00	\$7,554.00	\$0.00
			2329	ADDI 5706 GLOW COURT - CARR	Completed	HOME	\$7,540.00	\$7,540.00	\$0.00
			2330	ADDI-5989 WANDERLING WAY,UNIT 83B-SCHINE	Completed	HOME	\$8,421.06	\$8,421.06	\$0.00
			2331	ADDI-2885 DIRHEIM AVE - CAPPEL	Completed	HOME	\$5,580.00	\$5,580.00	\$0.00
			2334	ADDI-5629 FOXGLOVE LANE - HENSON	Completed	HOME	\$5,650.00	\$5,650.00	\$0.00
			2338	ADDI-1725 NORTHAMPTON DRIVE - BLANCHARD	Completed	HOME	\$4,818.00	\$4,818.00	\$0.00
			2339	ADDI-1855 SUNWALK DRIVE - BROOKS	Completed	HOME	\$8,985.18	\$8,985.18	\$0.00
			2340	ADDI-7932 GREENLAND PLACE - HOLMES	Completed	HOME	\$7,000.00	\$7,000.00	\$0.00
			2342	ADDI-8345 ANTHONY WAYNE AVE - COBBS	Completed	HOME	\$6,755.00	\$6,755.00	\$0.00
			2343	ADDI-3822 IONA AVE - LARKINS	Completed	HOME	\$7,470.00	\$7,470.00	\$0.00
			2347	ADDI-211 NORTHERN AVENUE-CINTI HABITAT	Canceled	CDBG	\$0.00	\$0.00	\$0.00
			2348	ADDI-742 STEINER AVENUE- CINTI HABITAT	Canceled	HOME	\$0.00	\$0.00	\$0.00
			2349	ADDI-3251,3253 WOLSELEY LANE-CINTI HABIT	Canceled	HOME	\$0.00	\$0.00	\$0.00
			2350	ADDI-744 ENRIGHT AVENUE - WEISS	Completed	HOME	\$5,190.00	\$5,190.00	\$0.00
			2351	ADDI - 213 NORTHERN AVENUE - CINTI HABAT	Canceled	HOME	\$0.00	\$0.00	\$0.00
			2352	ADDI-215 NORTHERN AVENUE-CINTI HABITAT	Canceled	HOME	\$0.00	\$0.00	\$0.00
			2353	ADDI-6202 ALPHA STREET- CINTI HABITAT	Canceled	HOME	\$0.00	\$0.00	\$0.00
			2355	ADDI-2329 MAY STREET-CINTI HABITAT	Canceled	HOME	\$0.00	\$0.00	\$0.00
			2356	ADDI-3255 WOLSELEY LANE-CINTI HABITAT	Canceled	HOME	\$0.00	\$0.00	\$0.00

U.S. Department of Housing and Urban Development
Office of Community Planning and Development
Integrated Disbursement and Information System
List of Activities By Program Year And Project
CINCINNATI,OH

DATE: 03-29-22
TIME: 15:15
PAGE: 88

Plan Year	IDIS Project	Project	IDIS Activity ID	Activity Name	Activity Status	Program	Funded Amount	Draw Amount	Balance
2007	20	AMERICAN DREAM DOWNPAYMENT INITIATIVE	2357	MT AUBURN PLACE, LLC	Canceled	CDBG	\$0.00	\$0.00	\$0.00
			2363	ADDI-2814 WERK ROAD - PRINCE	Canceled	HOME	\$0.00	\$0.00	\$0.00
			2373	ADDI-1979 FAIRFAX AVE - HEIDELBURG	Completed	HOME	\$4,740.00	\$4,740.00	\$0.00
			2380	ADDI - 1749 SUTTON AVE - LAMB	Completed	HOME	\$6,300.00	\$6,300.00	\$0.00
			2411	ADDI-862 OAKFIELD AVE - COWINS	Completed	HOME	\$4,680.00	\$4,680.00	\$0.00
			2414	ADDI-1761 LAWN AVE - MILLER	Completed	HOME	\$5,400.00	\$5,400.00	\$0.00
			2420	ADDI-3591 JANLIN CT - PRINCE	Completed	HOME	\$6,480.00	\$6,480.00	\$0.00
			2427	ADDI-6039 RED BANK ROAD - WILLIAMS	Canceled	HOME	\$0.00	\$0.00	\$0.00
			2429	ADDI-1700 ATSON LANE - ANDRADE & FRANCO	Completed	HOME	\$5,250.00	\$5,250.00	\$0.00
			2437	ADDI-1006 GILSEY AVE -BEL	Completed	HOME	\$4,355.00	\$4,355.00	\$0.00
			2440	ADDI-5761 PEARTON CT - NAP	Canceled	HOME	\$0.00	\$0.00	\$0.00
			2441	ADDI-3051 VEAZEY AV - JOH	Completed	HOME	\$6,370.00	\$6,370.00	\$0.00
			2449	ADDI-1538 SHENANDOAH AVE - SIS	Completed	HOME	\$6,337.50	\$6,337.50	\$0.00
			2455	ADDI-1108 FENMORE DR - NEL	Completed	HOME	\$7,134.00	\$7,134.00	\$0.00
			2457	ADDI-1128 TOWANDA TER - MCB	Completed	HOME	\$7,865.00	\$7,865.00	\$0.00
			2458	ADDI-6246 COLLEGEVUE PL - WIL	Completed	HOME	\$5,580.00	\$5,580.00	\$0.00
			2459	ADDI-1812 TUXWORTH AV 1 - SAN	Completed	HOME	\$4,380.00	\$4,380.00	\$0.00
			2463	ADDI-7931 KNOLLWOOD LANE - HEA	Completed	HOME	\$7,560.00	\$7,560.00	\$0.00
			2464	ADDI-2591 ANDERSON FERRY ROAD - BET	Completed	HOME	\$6,240.00	\$6,240.00	\$0.00
			2469	ADDI-5212 LILLIAN DRIVE - OLI	Completed	HOME	\$4,225.00	\$4,225.00	\$0.00
			2470	ADDI-6763 BURSAL CT - SHA	Completed	HOME	\$6,390.00	\$6,390.00	\$0.00
			2472	ADDI-1148 TOWANDA TER - ROU	Completed	HOME	\$7,110.00	\$7,110.00	\$0.00
			2473	ADDI-2731 MORNINGRIDGE DR - HAN	Canceled	HOME	\$0.00	\$0.00	\$0.00
			2475	ADDI-6039 RED BANK ROAD - FED	Completed	HOME	\$5,845.00	\$5,845.00	\$0.00
			2476	ADDI-1016 EBONY LN - MIL	Completed	HOME	\$5,094.00	\$5,094.00	\$0.00
			2477	ADDI-816 WILLIAM H TAFT RD - OGL	Completed	HOME	\$6,500.00	\$6,500.00	\$0.00
			2478	ADDI-5215 LACONIA AVE - WRI	Completed	HOME	\$5,525.00	\$5,525.00	\$0.00
			2479	ADDI-3126 MONTANA AVE - STO	Completed	HOME	\$7,140.00	\$7,140.00	\$0.00
			2483	ADDI-3126 MONTANA AVE - STO	Canceled	HOME	\$0.00	\$0.00	\$0.00
			2484	ADDI-6564 OAK KNOLL DR - MCN	Completed	HOME	\$4,320.00	\$4,320.00	\$0.00
			2485	ADDI-1442 CEDAR AVE - STR	Completed	HOME	\$6,305.00	\$6,305.00	\$0.00
			2486	7017 FAIRPARK AVE - WIL	Completed	HOME	\$6,519.50	\$6,519.50	\$0.00
			2487	ADDI-6910 PALMETTO ST - SHE	Completed	HOME	\$6,370.00	\$6,370.00	\$0.00
			2489	ADDI-36 HARTWELL CT - WAL	Completed	HOME	\$5,220.00	\$5,220.00	\$0.00
			2490	ADDI-452 GRAND AVE 2 - COL	Completed	HOME	\$3,290.00	\$3,290.00	\$0.00
			2491	ADDI-6123 ARGUS ROAD - DOU	Completed	HOME	\$5,200.00	\$5,200.00	\$0.00
			2492	ADDI-3064 FELTZ AV - HOU	Completed	HOME	\$4,500.00	\$4,500.00	\$0.00
			2493	ADDI-5981 SUNRIDGE DR - BRO	Completed	HOME	\$3,840.00	\$3,840.00	\$0.00
			2494	ADDI-2738 LAWNDAL AVE - WIL	Completed	HOME	\$5,252.40	\$5,252.40	\$0.00

U.S. Department of Housing and Urban Development
Office of Community Planning and Development
Integrated Disbursement and Information System
List of Activities By Program Year And Project
CINCINNATI,OH

DATE: 03-29-22
TIME: 15:15
PAGE: 89

Plan Year	IDIS Project	Project	IDIS Activity ID	Activity Name	Activity Status	Program	Funded Amount	Draw Amount	Balance
2007	20	AMERICAN DREAM DOWNPAYMENT INITIATIVE	2497	ADDI-1723 KINNEY AVE - LEW	Completed	HOME	\$5,928.00	\$5,928.00	\$0.00
			2498	ADDI-2917 CAVANAUGH AV - GIN	Completed	HOME	\$3,660.00	\$3,660.00	\$0.00
			2499	ADDI-2691 LEHMAN ROAD B7 - LAN	Completed	HOME	\$3,690.00	\$3,690.00	\$0.00
			2500	ADDI-258 W 73RD ST - POR	Completed	HOME	\$5,200.00	\$5,200.00	\$0.00
			2501	ADDI-651 DERBY AVE - GOO	Completed	HOME	\$5,370.00	\$5,370.00	\$0.00
			2502	ADDI-5722 KIEFER CT - JON	Completed	HOME	\$5,430.00	\$5,430.00	\$0.00
			2513	ADDI-152 W 66TH ST - DOU	Completed	HOME	\$5,785.00	\$5,785.00	\$0.00
			2519	ADDI-2644 KNIGHT AVE - HAN	Completed	HOME	\$6,535.00	\$6,535.00	\$0.00
			2535	ADDI HOMEBUYER TRAINING	Canceled	CDBG	\$0.00	\$0.00	\$0.00
			2536	HOMEBUYER TRAINING	Canceled	CDBG	\$0.00	\$0.00	\$0.00
			2538	HOMEBUYER TRAINING	Canceled	CDBG	\$0.00	\$0.00	\$0.00
			2542	ADDI- 1326 CAROLINA AVE - JAC	Canceled	HOME	\$0.00	\$0.00	\$0.00
			2546	ADDI	Completed	HOME	\$4,600.00	\$4,600.00	\$0.00
			2548	ADDI-1326 CAROLINA AVE	Completed	HOME	\$6,280.00	\$6,280.00	\$0.00
			2567	ADDI-5836 SARANAC AVE - RIV	Completed	HOME	\$7,410.00	\$7,410.00	\$0.00
			2568	ADDI-2957 MIGNON AVE - JAK	Completed	HOME	\$5,280.00	\$5,280.00	\$0.00
			2569	ADDI-5067 COAD AVE - ADA	Completed	HOME	\$5,130.00	\$5,130.00	\$0.00
		Project Total					\$568,416.37	\$568,416.37	\$0.00
	21	BARRICADE/DEMOLITION PROGRAM	2191	HAZARD ABATEMENT/BARRICADE-DEMOLITION	Completed	CDBG	\$518,894.24	\$518,894.24	\$0.00
			2410	HAZARD ABATEMENT BARRICADE	Completed	CDBG	\$156,105.76	\$156,105.76	\$0.00
			2438	HAZARD ABATEMENT/BARRICADE-DEMOLITION	Completed	CDBG	\$721,490.89	\$721,490.89	\$0.00
			2439	HAZARD ABATEMENT BARRICADE	Completed	CDBG	\$103,509.11	\$103,509.11	\$0.00
		Project Total					\$1,500,000.00	\$1,500,000.00	\$0.00
	22	CINCINNATI SMALL BUSINESS LOAN FUND	2192	CSBLF - PROJECT DELIVERY COSTS	Completed	CDBG	\$95,000.00	\$95,000.00	\$0.00
			2433	CSBLF - PROJECT DELIVERY COSTS	Completed	CDBG	\$197,730.52	\$197,730.52	\$0.00
		Project Total					\$292,730.52	\$292,730.52	\$0.00
	23	CODE ENFORCEMENT RELOCATION	2193	CODE ENFORCEMENT RELOCATION	Completed	CDBG	\$111,949.00	\$111,949.00	\$0.00
			2421	CODE ENFORCEMENT RELOCATION	Completed	CDBG	\$123,795.09	\$123,795.09	\$0.00
		Project Total					\$235,744.09	\$235,744.09	\$0.00
	24	CONCENTRATED CODE ENFORCEMENT	2194	CONCENTRATED CODE ENFORCEMENT	Completed	CDBG	\$374,996.48	\$374,996.48	\$0.00
			2335	NEIGHBORHOOD REVITALIZAION	Canceled	CDBG	\$0.00	\$0.00	\$0.00
			2337	MADISONVILLE FACADE PROGRAM	Canceled	CDBG	\$0.00	\$0.00	\$0.00
			2424	CONCENTRATED CODE ENFORCEMENT	Completed	CDBG	\$525,000.00	\$525,000.00	\$0.00
			2452	HUGHES STREET ACQUISITION	Completed	CDBG	\$7,555.25	\$7,555.25	\$0.00
		Project Total					\$907,551.73	\$907,551.73	\$0.00
	25	CORPORATION FOR FINDLAY MARKET	2195	CORPORATION FOR FINDLAY MARKET (CFFM)	Completed	CDBG	\$400,000.00	\$400,000.00	\$0.00
			2392	CORPORATION FOR FINDLAY MARKET (CFFM)	Completed	CDBG	\$399,844.22	\$399,844.22	\$0.00
		Project Total					\$799,844.22	\$799,844.22	\$0.00

U.S. Department of Housing and Urban Development
Office of Community Planning and Development
Integrated Disbursement and Information System
List of Activities By Program Year And Project
CINCINNATI,OH

DATE: 03-29-22
TIME: 15:15
PAGE: 90

Plan Year	IDIS Project	Project	IDIS Activity ID	Activity Name	Activity Status	Program	Funded Amount	Draw Amount	Balance
2007	26	DRUG ELIMINATION PROGRAM	2196	DRUG ELIMINATION PROGRAM	Completed	CDBG	\$100,000.00	\$100,000.00	\$0.00
			2405	HIRE OFF-DUTY POLICE FOR LAW ENFORCEMENT	Completed	CDBG	\$100,000.00	\$100,000.00	\$0.00
			Project Total				\$200,000.00	\$200,000.00	\$0.00
	27	EARNED INCOME TAX CREDIT OUTREACH AND FINANCIAL LITERACY	2197	EITC OUTREACH AND FINANCIAL LITERACY	Completed	CDBG	\$9,000.00	\$9,000.00	\$0.00
			Project Total				\$9,000.00	\$9,000.00	\$0.00
	28	FINANCIAL AND CREDIT UNION SERVICES	2198	CREDIT UNION SERVICES & ECONOMIC EDUCATION	Completed	CDBG	\$83,000.00	\$83,000.00	\$0.00
			2468	SMART MONEY COMMUNITY SERVICES	Completed	CDBG	\$83,000.00	\$83,000.00	\$0.00
			Project Total				\$166,000.00	\$166,000.00	\$0.00
	29	FINDLAY MARKET AMBASSADORS PROGRAM	2199	FINDLAY MARKET AMBASSADORS PROGRAM	Completed	CDBG	\$176,000.00	\$176,000.00	\$0.00
			2425	FINDLAY MARKET AMBASSADORS PROGRAM	Completed	CDBG	\$159,997.48	\$159,997.48	\$0.00
			Project Total				\$335,997.48	\$335,997.48	\$0.00
	30	GENERAL ADMINISTRATION AND PLANNING AND SECTION 108 DEBT SVC	2215	SECTION 108 DEBT SERVICE - 2007	Completed	CDBG	\$481,868.00	\$481,868.00	\$0.00
			2216	GENERAL ADMINISTRATION AND PLANNING 06	Completed	CDBG	\$2,865,523.99	\$2,865,523.99	\$0.00
			2217	HOME ADMINISTRATION	Completed	HOME	\$309,371.60	\$309,371.60	\$0.00
			2218	ESG ADMINISTRATION - 2007	Completed	ESG	\$29,400.00	\$29,400.00	\$0.00
			2219	HOPWA ADMINISTRATION COSTS - 2006	Completed	HOPWA	\$15,540.00	\$15,540.00	\$0.00
			2220	CONTINUUM OF CARE ADMINISTRATION	Completed	CDBG	\$75,000.00	\$75,000.00	\$0.00
			2391	HOME ADMINISTRATION	Completed	HOME	\$343,949.50	\$343,949.50	\$0.00
			2415	CONTINUUM OF CARE ADMINISTRATION	Completed	CDBG	\$85,000.00	\$85,000.00	\$0.00
			2416	HOPWA ADMINISTRATION COSTS - 2008	Completed	HOPWA	\$15,900.00	\$15,900.00	\$0.00
			2417	ESG ADMINISTRATION - 2008	Completed	ESG	\$25,616.00	\$25,616.00	\$0.00
			2434	GENERAL ADMINISTRATION AND PLANNING 08	Completed	CDBG	\$3,023,892.02	\$3,023,892.02	\$0.00
			2435	SECTION 108 DEBT SERVICE - 2008	Completed	CDBG	\$507,459.00	\$507,459.00	\$0.00
			Project Total				\$7,778,520.11	\$7,778,520.11	\$0.00
	31	HOMELESS FACILITIES RENOVATIONS	2294	YWCA BATTERED WOMEN'S SHELTER	Completed	CDBG	\$22,416.48	\$22,416.48	\$0.00
			Project Total				\$22,416.48	\$22,416.48	\$0.00
	32	HOMEOWNER REHAB LOANS & LEAD ABATEMENT GRANTS	2200	HOMEOWNER REHAB LOAN PROGRAM	Completed	CDBG	\$408,485.58	\$408,485.58	\$0.00
			2324	HRLP-3234 RAMMLESBURG STREET-HOLT	Completed	HOME	\$89,204.98	\$89,204.98	\$0.00
			2325	HRLP-3728 NORWICH LANE-BARNETT	Completed	HOME	\$72,967.99	\$72,967.99	\$0.00
			2326	HRLP-4387 BADGELEY-THOMAS	Completed	HOME	\$58,943.68	\$58,943.68	\$0.00
			2345	HRLP-2331 HENRAINNE COURT	Completed	HOME	\$30,683.00	\$30,683.00	\$0.00
			2346	HRLP-6010 CONNECTICUT COURT	Completed	HOME	\$24,892.00	\$24,892.00	\$0.00
			2403	HOMEOWNER REHAB LOAN PROGRAM	Completed	CDBG	\$384,877.30	\$384,877.30	\$0.00
			2404	LOW INTEREST HOME REPAIR LOAN PROGRAM	Canceled	HOME	\$0.00	\$0.00	\$0.00
			2446	HRLP-1405 JOSEPH STREET	Completed	HOME	\$64,088.70	\$64,088.70	\$0.00
			2447	HRLP-953 SETON AVE	Completed	HOME	\$57,818.47	\$57,818.47	\$0.00
			2451	HRLP - 4240 LEEPER AVE - COL	Completed	HOME	\$32,500.00	\$32,500.00	\$0.00

U.S. Department of Housing and Urban Development
Office of Community Planning and Development
Integrated Disbursement and Information System
List of Activities By Program Year And Project
CINCINNATI,OH

DATE: 03-29-22
TIME: 15:15
PAGE: 91

Plan Year	IDIS Project	Project	IDIS Activity ID	Activity Name	Activity Status	Program	Funded Amount	Draw Amount	Balance
2007	32	HOMEOWNER REHAB LOANS & LEAD ABATEMENT GRANTS	2471	EVANSTON EXTERIOR HOME IMPROVEMENT PRGM	Completed	CDBG	\$402,753.06	\$402,753.06	\$0.00
		Project Total					\$1,627,214.76	\$1,627,214.76	\$0.00
	33	HOUSING MAINTENANCE SERVICES	2201	SECT.8 TENANT COUNSELING & PLACEMENT	Canceled	CDBG	\$0.00	\$0.00	\$0.00
			2214	HOUSING MAINTENANCE SERVICES	Completed	CDBG	\$1,799,799.65	\$1,799,799.65	\$0.00
			2394	HOUSING MAINTENANCE SERVICES	Completed	CDBG	\$1,739,197.15	\$1,739,197.15	\$0.00
			2528	HOUSING MAINTENANCE SERVICES	Canceled	CDBG	\$0.00	\$0.00	\$0.00
		Project Total					\$3,538,996.80	\$3,538,996.80	\$0.00
	34	LEAD HAZARD TESTING PROGRAM	2202	LEAD HAZARD TESTING PROGRAM	Completed	CDBG	\$539,948.46	\$539,948.46	\$0.00
			2481	LEAD HAZARD TESTING PROGRAM	Completed	CDBG	\$550,000.00	\$550,000.00	\$0.00
		Project Total					\$1,089,948.46	\$1,089,948.46	\$0.00
	35	MILLCREEK GREENWAY RESTORATION	2203	MILLCREEK RESTORATION PROJECT	Completed	CDBG	\$100,000.00	\$100,000.00	\$0.00
			2482	MILLCREEK RESTORATION PROJECT	Completed	CDBG	\$85,000.00	\$85,000.00	\$0.00
		Project Total					\$185,000.00	\$185,000.00	\$0.00
	36	NBD IMPROVEMENTS	2204	NBD IMPROVEMENTS ADMIN - 2007	Completed	CDBG	\$480,775.28	\$480,775.28	\$0.00
			2259	CAMP WASHINGTON STREETScape AND SIGNAGE	Completed	CDBG	\$100,677.93	\$100,677.93	\$0.00
			2296	AVONDALE TOWN CENTER ROOF REPLACEMENT	Completed	CDBG	\$189,955.65	\$189,955.65	\$0.00
			2336	CARTHAGE 7000 BLOCK DEVELOPMENT	Canceled	CDBG	\$0.00	\$0.00	\$0.00
			2354	1521 VINE STREET PARKING LOT	Completed	CDBG	\$101,901.61	\$101,901.61	\$0.00
			2358	METROWEST COMMERCE PARK REDEVELOPMENT	Canceled	CDBG	\$0.00	\$0.00	\$0.00
			2395	OTR MAIN/MCMICKEN STREETScape	Completed	CDBG	\$393,686.00	\$393,686.00	\$0.00
			2399	NORTHSIDE SOUTH BLOCK PARKING LOT	Completed	CDBG	\$240,459.03	\$240,459.03	\$0.00
			2419	OTR VINE ST. STREETScape DESIGN PHASE I	Completed	CDBG	\$135,441.00	\$135,441.00	\$0.00
			2431	NBD IMPROVEMENTS ADMIN - 2007	Completed	CDBG	\$140,763.41	\$140,763.41	\$0.00
			2450	GLENWAY AVE MARKET STUDY AND DEVEL PLAN	Completed	CDBG	\$112,426.84	\$112,426.84	\$0.00
			2460	NORTHSIDE-LINGO PARKING LOT RESURFACING	Completed	CDBG	\$38,788.00	\$38,788.00	\$0.00
			2474	NORTHSIDE - KAMLAGER FACADE CONTRACT	Canceled	CDBG	\$0.00	\$0.00	\$0.00
			2488	COLLEGE HILL SIGNAGE PROJECT	Completed	CDBG	\$15,597.00	\$15,597.00	\$0.00
			2503	CLIFTON COMMUNITY LLP PLAZA	Completed	CDBG	\$300,000.00	\$300,000.00	\$0.00
			2512	COLLEGE HILL GATEWAY PROJECT	Completed	CDBG	\$64,193.13	\$64,193.13	\$0.00
			3179	Clifton Heights Phase II Streetscape Improvements	Completed	CDBG	\$102,900.62	\$102,900.62	\$0.00
		Project Total					\$2,417,565.50	\$2,417,565.50	\$0.00
	37	NBD PROPERTY HOLDING ACCOUNT	2205	NBD PROPERTY HOLDING COSTS	Completed	CDBG	\$15,000.00	\$15,000.00	\$0.00
			2423	NBD PROPERTY HOLDING COSTS	Completed	CDBG	\$24,972.50	\$24,972.50	\$0.00
		Project Total					\$39,972.50	\$39,972.50	\$0.00
	38	NEIGHBORHOOD CAPACITY BUILDING AND TECHNICAL ASSISTANCE	2206	NEIGHBORHOOD CAPACITY BUILDING/TECHNICAL	Completed	CDBG	\$485,389.29	\$485,389.29	\$0.00
			2426	NEIGHBORHOOD CAPACITY BUILDING/TECHNICAL	Completed	CDBG	\$472,885.01	\$472,885.01	\$0.00
			2543	NEIGH CAP BLDG & TECH - CDC OPERATING SU	Canceled	CDBG	\$0.00	\$0.00	\$0.00
			2544	NEIGHBORHOOD CAPACITY BLG AND TECH - HOM	Canceled	CDBG	\$0.00	\$0.00	\$0.00

U.S. Department of Housing and Urban Development
Office of Community Planning and Development
Integrated Disbursement and Information System
List of Activities By Program Year And Project
CINCINNATI,OH

DATE: 03-29-22
TIME: 15:15
PAGE: 92

Plan Year	IDIS Project	Project	IDIS Activity ID	Activity Name	Activity Status	Program	Funded Amount	Draw Amount	Balance
2007	38	Project Total					\$958,274.30	\$958,274.30	\$0.00
	39	NEIGHBORHOOD FACILITY RENOVATIONS	2291	WALNUT HILLS LEARNING CENTER	Completed	CDBG	\$35,000.00	\$35,000.00	\$0.00
			2292	NORTH FAIRMOUNT COMMUNITY CENTER	Completed	CDBG	\$47,400.00	\$47,400.00	\$0.00
			2293	PEASLEE NEIGHBORHOOD CENTER	Completed	CDBG	\$72,400.00	\$72,400.00	\$0.00
			2295	FAMILY SERVICE OF THE CINCINNATI AREA	Completed	CDBG	\$25,000.00	\$25,000.00	\$0.00
			2462	NORTH FAIRMOUNT COMMUNITY CENTER	Completed	CDBG	\$167,995.00	\$167,995.00	\$0.00
			2643	GREATER CINCINNATI ORAL HEALTH COUNCIL	Completed	CDBG	\$170,168.68	\$170,168.68	\$0.00
			2975	Facility Renovations Project Delivery	Completed	CDBG	\$20,380.04	\$20,380.04	\$0.00
		Project Total					\$538,343.72	\$538,343.72	\$0.00
	40	NEIGHBORHOOD GARDENS PROGRAM	2207	NEIGHBORHOOD GARDENS	Completed	CDBG	\$25,000.00	\$25,000.00	\$0.00
			2480	NEIGHBORHOOD GARDENS	Completed	CDBG	\$40,000.00	\$40,000.00	\$0.00
		Project Total					\$65,000.00	\$65,000.00	\$0.00
	41	PRISON REFORM ADVOCACY PROGRAM	2208	PRISON REFORM ADVOCACY PROJECT	Completed	CDBG	\$35,000.00	\$35,000.00	\$0.00
			2442	SECOND CHANCE COMMUNITY LEGAL CLINIC	Completed	CDBG	\$35,000.00	\$35,000.00	\$0.00
		Project Total					\$70,000.00	\$70,000.00	\$0.00
	42	RENTAL REHABILITATION PROGRAM	2155	RRP-SILVER OAKS	Completed	HOME	\$353,088.20	\$353,088.20	\$0.00
			2209	RENTAL REHABILITATION PROGRAM	Completed	CDBG	\$150,000.00	\$150,000.00	\$0.00
			2288	NANNIE HINKSTON HOUSE	Completed	HOME	\$882,941.83	\$882,941.83	\$0.00
			2361	FRIAR'S COURT RENTAL REHAB	Completed	HOME	\$1,215,458.97	\$1,215,458.97	\$0.00
			2413	RRP-NAVARRE GARRONE	Completed	HOME	\$1,030,401.97	\$1,030,401.97	\$0.00
			2448	RENTAL REHAB PROGRAM DELIVERY COSTS	Completed	CDBG	\$150,000.00	\$150,000.00	\$0.00
			2517	RRP - BURNETT PLACE	Completed	HOME	\$1,941,368.68	\$1,941,368.68	\$0.00
			2518	RENTAL REHAB PROGRAM DELIVERY COSTS	Canceled	CDBG	\$0.00	\$0.00	\$0.00
			3833	Abington Race and Pleasant AMFRP (5 of 6)	Completed	HOME	\$12,064.73	\$12,064.73	\$0.00
		Project Total					\$5,735,324.38	\$5,735,324.38	\$0.00
	43	SECTION 108/FLOAT LOAN/HOPE VI DELIVERY COSTS	2210	FLOAT LOANS/SECTION 108 DELIVERY COSTS	Completed	CDBG	\$5,000.00	\$5,000.00	\$0.00
			2443	FLOAT LOANS/SECTION 108 DELIVERY COSTS	Completed	CDBG	\$5,000.00	\$5,000.00	\$0.00
		Project Total					\$10,000.00	\$10,000.00	\$0.00
	44	SENIOR SERVICES FACILITY RENOVATIONS	2290	OVER-THE-RHINE SENIOR CENTER	Completed	CDBG	\$43,600.00	\$43,600.00	\$0.00
		Project Total					\$43,600.00	\$43,600.00	\$0.00
	45	STRATEGIC HOUSING INITIATIVES PROGRAM	2211	STRATEGIC HOUSING INITIATIVES PROGRAM	Completed	CDBG	\$410,415.80	\$410,415.80	\$0.00
			2496	STRATEGIC HOUSING INITIATIVES PROGRAM	Completed	CDBG	\$19,289.99	\$19,289.99	\$0.00
		Project Total					\$429,705.79	\$429,705.79	\$0.00
	46	TAP/PERMIT FEE ASSISTANCE	2275	TAP-3570 HAVEN STREET	Completed	HOME	\$9,983.02	\$9,983.02	\$0.00
			2364	HABITAT FOR HUMANITY	Completed	HOME	\$35,000.00	\$35,000.00	\$0.00
			2365	HABITAT FOR HUMANITY	Completed	HOME	\$35,000.00	\$35,000.00	\$0.00
			2366	TAP -211 NORTHERN AVENUE	Completed	HOME	\$9,100.61	\$9,100.61	\$0.00
			2367	TAP - 742 STEINER AVENUE	Completed	HOME	\$2,851.84	\$2,851.84	\$0.00

U.S. Department of Housing and Urban Development
Office of Community Planning and Development
Integrated Disbursement and Information System
List of Activities By Program Year And Project
CINCINNATI,OH

DATE: 03-29-22
TIME: 15:15
PAGE: 93

Plan Year	IDIS Project	Project	IDIS Activity ID	Activity Name	Activity Status	Program	Funded Amount	Draw Amount	Balance
2007	46	TAP/PERMIT FEE ASSISTANCE	2368	TAP - 2329 MAY STREET	Completed	HOME	\$5,797.54	\$5,797.54	\$0.00
			2369	HABITAT FOR HUMANITY	Completed	HOME	\$9,128.89	\$9,128.89	\$0.00
			2370	TAP - 6202 ALPHA STREET	Completed	HOME	\$9,064.75	\$9,064.75	\$0.00
			2371	TAP - 213 NORTHERN AVENUE	Completed	HOME	\$9,064.61	\$9,064.61	\$0.00
			2456	HABITAT FOR HUMANITY	Completed	HOME	\$5,912.55	\$5,912.55	\$0.00
			2504	TAP-555 HALE AVENUE	Completed	HOME	\$9,200.00	\$9,200.00	\$0.00
			2505	TAP-1214 LINCOLN AVENUE	Completed	HOME	\$5,924.39	\$5,924.39	\$0.00
			2506	TAP-3450 HALLWOOD PLACE	Completed	HOME	\$9,200.00	\$9,200.00	\$0.00
			2507	TAP-3454 HALLWOOD PLACE	Completed	HOME	\$9,200.00	\$9,200.00	\$0.00
			2508	TAP-3458 HALLWOOD PLACE	Completed	HOME	\$9,200.00	\$9,200.00	\$0.00
			2509	TAP-3717 STANDISH AVE	Completed	HOME	\$3,054.89	\$3,054.89	\$0.00
			2510	TAP-5010 STEWART AVE	Canceled	HOME	\$0.00	\$0.00	\$0.00
			2511	TAP-3651 FYFFE AVE	Completed	HOME	\$9,226.75	\$9,226.75	\$0.00
			2537	HABITAT FOR HUMANITY	Canceled	HOME	\$0.00	\$0.00	\$0.00
			2545	TAP-5010 STEWARD AVE	Completed	HOME	\$9,228.00	\$9,228.00	\$0.00
			2566	TAP - 2016 RYAN AVE	Completed	HOME	\$9,200.00	\$9,200.00	\$0.00
		Project Total					\$204,337.84	\$204,337.84	\$0.00
	47	TENANT ASSISTANCE	2212	TENANT ASSISTANCE	Completed	CDBG	\$28,715.27	\$28,715.27	\$0.00
			2432	TENANT ASSISTANCE	Completed	CDBG	\$22,414.06	\$22,414.06	\$0.00
		Project Total					\$51,129.33	\$51,129.33	\$0.00
	48	TENANT REPRESENTATION	2213	TENANT REPRESENTATION PROGRAM	Completed	CDBG	\$170,000.00	\$170,000.00	\$0.00
			2377	TENANT REPRESENTATION PROGRAM	Completed	CDBG	\$170,000.00	\$170,000.00	\$0.00
			2541	TENANT REPRESENTATION	Canceled	CDBG	\$0.00	\$0.00	\$0.00
		Project Total					\$340,000.00	\$340,000.00	\$0.00
	50	NHC PROPERTY MANAGEMENT	2312	NHC PROPERTY MANAGEMENT	Completed	CDBG	\$49,258.94	\$49,258.94	\$0.00
			2422	NHC PROPERTY MANAGEMENT	Completed	CDBG	\$49,743.67	\$49,743.67	\$0.00
		Project Total					\$99,002.61	\$99,002.61	\$0.00
	52	TENATE BASED RENTAL ASSISTANCE	2466	TENANT BASED RENTAL ASSISTANCE	Completed	HOME	\$1,251,253.00	\$1,251,253.00	\$0.00
							\$1,251,253.00	\$1,251,253.00	\$0.00
	Program Total					CDBG	\$26,859,951.26	\$26,859,951.26	\$0.00
						ESG	\$1,245,462.45	\$1,245,462.45	\$0.00
						HOME	\$8,868,483.03	\$8,868,483.03	\$0.00
						HOPWA	\$1,058,524.11	\$1,058,524.11	\$0.00
	2007 Total						\$38,032,420.85	\$38,032,420.85	\$0.00
2009	1	HOMEOWNERSHIP HOUSING DEVELOPMENT - CDBG	2551	SECTION 108/ FLOAT LOAN DELIVERY	Completed	CDBG	\$2,755.78	\$2,755.78	\$0.00
			2552	PROPERTY HOLDING COSTS	Completed	CDBG	\$30,281.35	\$30,281.35	\$0.00
			2553	STRATEGIC HOUSING INITATIVES PROGRAM(SHI	Completed	CDBG	\$18,687.10	\$18,687.10	\$0.00
			2599	HOMEOWNER REHAB LOAN PROGRAM	Completed	CDBG	\$160,878.35	\$160,878.35	\$0.00

U.S. Department of Housing and Urban Development
Office of Community Planning and Development
Integrated Disbursement and Information System
List of Activities By Program Year And Project
CINCINNATI,OH

DATE: 03-29-22
TIME: 15:15
PAGE: 94

Plan Year	IDIS Project	Project	IDIS Activity ID	Activity Name	Activity Status	Program	Funded Amount	Draw Amount	Balance
2009	1	HOMEOWNERSHIP HOUSING DEVELOPMENT - CDBG	2612	HOUSING MAINTENANCE SERVICES	Completed	CDBG	\$1,822,422.62	\$1,822,422.62	\$0.00
			2615	EMERGENCY MORTGAGE ASSISTANCE	Completed	CDBG	\$130,166.17	\$130,166.17	\$0.00
			2669	STABILIZATION OF 11 CITY-OWNED PROPERTIES	Completed	CDBG	\$653,644.25	\$653,644.25	\$0.00
			2715	Gateway IV-1400 Block of Vine Street	Completed	CDBG	\$959,999.99	\$959,999.99	\$0.00
			2806	HOMEOWNER REHAB LOAN PROGRAM	Canceled	HOME	\$0.00	\$0.00	\$0.00
			2827	LEAD HAZARD TESTING PROGRAM	Canceled	CDBG	\$0.00	\$0.00	\$0.00
		Project Total					\$3,778,835.61	\$3,778,835.61	\$0.00
	2	RENTAL HOUSING DEVELOPMENT - CDBG	2611	RENTAL REHAB PROGRAM DELIVERY COSTS	Completed	CDBG	\$150,000.00	\$150,000.00	\$0.00
		Project Total					\$150,000.00	\$150,000.00	\$0.00
	3	NEIGHBORHOOD CAPACITY BUILDING AND TECHNICAL ASSISTANCE - HO	2608	TENANT ASSISTANCE	Completed	CDBG	\$25,917.46	\$25,917.46	\$0.00
			2609	CODE ENFORCEMENT RELOCATION	Completed	CDBG	\$133,972.64	\$133,972.64	\$0.00
			2614	SECTION 8 COUNSELING & PLACEMENT	Completed	CDBG	\$55,000.00	\$55,000.00	\$0.00
			2616	TENANT REPRESENTATION	Completed	CDBG	\$183,979.94	\$183,979.94	\$0.00
			2976	Forest Avenue and Vine Street NBD Gateway Signage Project	Completed	CDBG	\$31,195.29	\$31,195.29	\$0.00
		Project Total					\$430,065.33	\$430,065.33	\$0.00
	4	PROMOTE FAIR HOUSING	2613	FAIR HOUSING SERVICES	Completed	CDBG	\$209,749.57	\$209,749.57	\$0.00
		Project Total					\$209,749.57	\$209,749.57	\$0.00
	5	ECONOMIC DEVELOPMENT - PROMOTE COMMERCIAL AND INDUSTRIAL DEV	2574	NBDIP - CLIFTON HEIGHTS -STREETSCAPE STU	Completed	CDBG	\$30,000.00	\$30,000.00	\$0.00
			2575	NBDIP-CLIFTON HEIGHTS-GATEWAY PROJECT	Completed	CDBG	\$62,975.35	\$62,975.35	\$0.00
			2585	NBDIP EWH NBD PUBLIC PARKING LOT	Completed	CDBG	\$24,892.99	\$24,892.99	\$0.00
			2589	NBD IMPROVEMENTS ADMIN - 2009	Completed	CDBG	\$183,005.24	\$183,005.24	\$0.00
			2592	OTR MAIN ST NBD PARKING STUDY	Completed	CDBG	\$24,210.05	\$24,210.05	\$0.00
			2597	COLLEGE HILL SECURITY CAMERAS	Completed	CDBG	\$27,282.00	\$27,282.00	\$0.00
			2598	OTR VINE ST STREETSCAPE DESIGN/CON PH 2	Completed	CDBG	\$174,540.52	\$174,540.52	\$0.00
			2650	NORTHSIDE HOFFNER ST ACQUISITION/PARKING	Completed	CDBG	\$4,404.35	\$4,404.35	\$0.00
			2658	NBD PROPERTY HOLDING COSTS	Completed	CDBG	\$14,299.28	\$14,299.28	\$0.00
			2683	CAMP WASH STREETSCAPE & GATEWAY PROJECT	Completed	CDBG	\$219,415.72	\$219,415.72	\$0.00
			2745	College Hill Mid District Parking Lot	Completed	CDBG	\$424.91	\$424.91	\$0.00
			3284	NBD - Reading, Rockdale and Forest Streetscape Improvements	Completed	CDBG	\$6,582.65	\$6,582.65	\$0.00
			3496	College Hill NBD Facade Improvement Program	Completed	CDBG	\$6,982.31	\$6,982.31	\$0.00
			3534	Avondale Connection Community and Business Center	Completed	CDBG	\$3,457.08	\$3,457.08	\$0.00
			3862	NBDIP - Acquisition/Stabilization of 1740 Brewster Phase 1	Completed	CDBG	\$2,500.00	\$2,500.00	\$0.00
		Project Total					\$784,972.45	\$784,972.45	\$0.00
	6	INDUSTRIAL SITE REDEVELOPMENT/ SPUR	2591	SPUR ADMIN	Completed	CDBG	\$57,913.19	\$57,913.19	\$0.00
			3654	SPUR - Spring Grove Infrastructure Improvements	Completed	CDBG	\$40,219.20	\$40,219.20	\$0.00
		Project Total					\$98,132.39	\$98,132.39	\$0.00

U.S. Department of Housing and Urban Development
Office of Community Planning and Development
Integrated Disbursement and Information System
List of Activities By Program Year And Project
CINCINNATI,OH

DATE: 03-29-22
TIME: 15:15
PAGE: 95

Plan Year	IDIS Project	Project	IDIS Activity ID	Activity Name	Activity Status	Program	Funded Amount	Draw Amount	Balance
2009	7	PROMOTE BUSINESS DEVELOPMENT OPPORTUNITIES - CDBG	2550	NEIGH CAP BLDG & TECH - TRAINING	Canceled	CDBG	\$0.00	\$0.00	\$0.00
			2565	SBSTA GREATER CINCINNATI MICROENTERPRISE	Completed	CDBG	\$94,425.70	\$94,425.70	\$0.00
			2571	SMALL BUSINESS LOAN FUND (CSBLF)	Completed	CDBG	\$5,500.75	\$5,500.75	\$0.00
			2572	CORPORATION FOR FINDLAY MARKET (CFFM)	Completed	CDBG	\$585,000.00	\$585,000.00	\$0.00
			2578	SMALL BUSINESS TECH ASSISTANCE	Completed	CDBG	\$42,638.19	\$42,638.19	\$0.00
			2581	CSBLF - MICROCITY LOAN FUND	Completed	CDBG	\$155,011.95	\$155,011.95	\$0.00
			2582	NBD COLLEGE HILL PARKING PROJECT	Completed	CDBG	\$74,000.00	\$74,000.00	\$0.00
			2588	SBSTA DELIVERY COSTS	Completed	CDBG	\$97,456.47	\$97,456.47	\$0.00
			2590	CSBLF - PROJECT DELIVERY COSTS	Completed	CDBG	\$35,395.44	\$35,395.44	\$0.00
			2617	NEIGH CAP BLDG & TECH - CDC OPERATING SU	Completed	CDBG	\$361,696.25	\$361,696.25	\$0.00
			2646	SMALL BUSINESS DEVELOPMENT CENTER	Canceled	CDBG	\$0.00	\$0.00	\$0.00
			2825	EITC OUTREACH AND FINANCIAL LITERACY	Completed	CDBG	\$4,296.77	\$4,296.77	\$0.00
			2854	EITC OUTREACH AND FINANCIAL LITERACY	Canceled	CDBG	\$0.00	\$0.00	\$0.00
			2863	NEIGH CAP BLDG & TECH - TRAINING	Completed	CDBG	\$10,000.00	\$10,000.00	\$0.00
		Project Total					\$1,465,421.52	\$1,465,421.52	\$0.00
	8	JOB TRAINING, PLACEMENT SERVICES AND EMPLOYMENT OPPORTUNITIE	2532	EITC OUTREACH AND FINANCIAL LITERACY	Completed	CDBG	\$8,000.30	\$8,000.30	\$0.00
			2577	BLUEPRINT FOR SUCCESS	Completed	CDBG	\$471,781.51	\$471,781.51	\$0.00
			2583	2009 SUMMER YOUTH EMPLOYMENT	Completed	CDBG	\$926,110.17	\$926,110.17	\$0.00
			2596	2009 SUMMER YOUTH EMPLOYMENT	Canceled	CDBG	\$0.00	\$0.00	\$0.00
		Project Total					\$1,405,891.98	\$1,405,891.98	\$0.00
	9	SLUM & BLIGHT ELIMINATION - CDBG	2554	CONCENTRATED CODE ENFORCEMENT	Completed	CDBG	\$525,000.00	\$525,000.00	\$0.00
			2555	HAZARD ABATEMENT/DEMOLITION	Completed	CDBG	\$937,450.91	\$937,450.91	\$0.00
			2558	HAZARD ABATEMENT PROGRAM - BARRICADE	Completed	CDBG	\$231,850.72	\$231,850.72	\$0.00
			2637	MILLCREEK RESTORATION PROJECT	Completed	CDBG	\$100,000.00	\$100,000.00	\$0.00
			2963	Former Kahns Sara Lee Facility Prevention of Slums & Blight	Completed	CDBG	\$400,000.00	\$400,000.00	\$0.00
		Project Total					\$2,194,301.63	\$2,194,301.63	\$0.00
	11	CDBG - PLANNING & ADMINISTRATION	2557	GENERAL ADMINISTRATION AND PLANNING 09-C	Completed	CDBG	\$3,184,781.30	\$3,184,781.30	\$0.00
			2606	SECTION 108 DEBT SERVICE - 2009	Completed	CDBG	\$505,961.00	\$505,961.00	\$0.00
			2645	CINCYCARE PHASE ONE PILOT	Completed	CDBG	\$74,528.08	\$74,528.08	\$0.00
						CDBG-R	\$0.00	\$0.00	\$0.00
		Project Total					\$3,765,270.38	\$3,765,270.38	\$0.00
	12	HOMEOWNERSHIP HOUSING DEVELOPMENT - HOME	2622	HABITAT FOR HUMANITY	Completed	HOME	\$34,810.21	\$34,810.21	\$0.00
			2718	Parkside	Completed	HOME	\$50,143.05	\$50,143.05	\$0.00
			2719	Parkside - 1433 Chase Avenue, Unit 2	Completed	HOME	\$50,207.64	\$50,207.64	\$0.00
			2720	Parkside - 1433 Chase Avenue, Unit 3	Completed	HOME	\$50,357.08	\$50,357.08	\$0.00
			2721	Parkside - 4207 Mad Anthony	Canceled	HOME	\$0.00	\$0.00	\$0.00
			2764	TAP-2304 Boone Street	Completed	HOME	\$30,000.00	\$30,000.00	\$0.00
			2765	TAP-3584 Dick Street	Completed	HOME	\$30,000.00	\$30,000.00	\$0.00

U.S. Department of Housing and Urban Development
Office of Community Planning and Development
Integrated Disbursement and Information System
List of Activities By Program Year And Project
CINCINNATI,OH

DATE: 03-29-22
TIME: 15:15
PAGE: 96

Plan Year	IDIS Project	Project	IDIS Activity ID	Activity Name	Activity Status	Program	Funded Amount	Draw Amount	Balance
2009	12	HOMEOWNERSHIP HOUSING DEVELOPMENT - HOME	2766	TAP-3588 Dick Street	Completed	HOME	\$30,000.00	\$30,000.00	\$0.00
			2767	TAP-3592 Dick Street	Completed	HOME	\$30,000.00	\$30,000.00	\$0.00
			2768	TAP-1141 Homeside Ave	Completed	HOME	\$30,000.00	\$30,000.00	\$0.00
			2769	TAP-1185 Homeside Ave	Completed	HOME	\$30,000.00	\$30,000.00	\$0.00
			2770	TAP-4538 Lucerne Ave	Completed	HOME	\$30,000.00	\$30,000.00	\$0.00
			2771	TAP-2821 Preston Street	Completed	HOME	\$30,000.00	\$30,000.00	\$0.00
			2772	TAP-3647 Fyffe Ave	Completed	HOME	\$30,000.00	\$30,000.00	\$0.00
			2773	TAP-3732 Boudinot Ave	Canceled	HOME	\$0.00	\$0.00	\$0.00
			2774	TAP 273 McCormick Place	Canceled	HOME	\$0.00	\$0.00	\$0.00
			2923	TAP-1189 Homeside Ave	Completed	HOME	\$30,000.00	\$30,000.00	\$0.00
			3251	Parkside - 4207 Mad Anthony	Completed	HOME	\$40,000.00	\$40,000.00	\$0.00
			Project Total				\$525,517.98	\$525,517.98	\$0.00
	13	RENTAL HOUSING DEVELOPMENT - HOME	2723	Odeon Permanent Supportive Housing	Completed	HOME	\$1,400,519.11	\$1,400,519.11	\$0.00
			2759	Forest Square Senior Apartments	Completed	HOME	\$738,080.00	\$738,080.00	\$0.00
			Project Total				\$2,138,599.11	\$2,138,599.11	\$0.00
	14	HOMEOWNERSHIP SUPPORTIVE SERVICES - HOME	2560	ADDI - HOMEBUYER TRAINING	Canceled	HOME	\$0.00	\$0.00	\$0.00
			2564	ADDI-873 OAKFIELD AVE - ROY	Completed	HOME	\$7,260.00	\$7,260.00	\$0.00
			2573	ADDI - 3245 STANHOPE AVE - SMI	Completed	HOME	\$4,810.00	\$4,810.00	\$0.00
			2576	ADDI - 1304 CEDAR AVE - MAH	Completed	HOME	\$7,770.00	\$7,770.00	\$0.00
			2579	ADDI PROGRAM	Completed	HOME	\$5,250.00	\$5,250.00	\$0.00
			2580	ADDI PROGRAM	Completed	HOME	\$7,250.00	\$7,250.00	\$0.00
			2584	ADDI	Completed	HOME	\$7,050.00	\$7,050.00	\$0.00
			2593	ADDI PROGRAM	Canceled	HOME	\$0.00	\$0.00	\$0.00
			2594	ADDI PROGRAM	Completed	HOME	\$6,268.50	\$6,268.50	\$0.00
			2595	ADDI PROGRAM	Completed	HOME	\$6,405.00	\$6,405.00	\$0.00
			2600	ADDI PROGRAM	Completed	HOME	\$6,602.00	\$6,602.00	\$0.00
			2601	ADDI PROGRAM	Completed	HOME	\$9,250.00	\$9,250.00	\$0.00
			2602	ADDI PROGRAM	Completed	HOME	\$8,485.00	\$8,485.00	\$0.00
			2603	ADDI PROGRAM	Completed	HOME	\$6,660.00	\$6,660.00	\$0.00
			2604	ADDI	Completed	HOME	\$5,943.50	\$5,943.50	\$0.00
			2605	ADDI PROGRAM	Completed	HOME	\$7,980.00	\$7,980.00	\$0.00
			2607	TAFT ROAD TOWNHOME DOWNPAYMENT ASSISTANC	Completed	HOME	\$10,000.00	\$10,000.00	\$0.00
			2610	ADDI PROGRAM	Completed	HOME	\$5,200.00	\$5,200.00	\$0.00
			2633	ADDI PROGRAM	Completed	HOME	\$4,543.50	\$4,543.50	\$0.00
			2634	ADDI PROGRAM	Completed	HOME	\$5,670.00	\$5,670.00	\$0.00
			2635	ADDI PROGRAM	Completed	HOME	\$6,030.00	\$6,030.00	\$0.00
			2636	ADDI PROGRAM	Completed	HOME	\$6,925.00	\$6,925.00	\$0.00
			2638	ADDI PROGRAM	Completed	HOME	\$5,105.00	\$5,105.00	\$0.00

U.S. Department of Housing and Urban Development
Office of Community Planning and Development
Integrated Disbursement and Information System
List of Activities By Program Year And Project
CINCINNATI,OH

DATE: 03-29-22
TIME: 15:15
PAGE: 97

Plan Year	IDIS Project	Project	IDIS Activity ID	Activity Name	Activity Status	Program	Funded Amount	Draw Amount	Balance
2009	14	HOMEOWNERSHIP SUPPORTIVE SERVICES - HOME	2639	ADDI PROGRAM	Completed	HOME	\$6,470.00	\$6,470.00	\$0.00
			2640	ADDI PROGRAM	Completed	HOME	\$7,087.50	\$7,087.50	\$0.00
			2642	ADDI PROGRAM	Completed	HOME	\$7,602.00	\$7,602.00	\$0.00
			2647	ADDI PROGRAM	Completed	HOME	\$9,250.00	\$9,250.00	\$0.00
			2648	ADDI PROGRAM	Completed	HOME	\$7,042.00	\$7,042.00	\$0.00
			2649	ADDI PROGRAM	Completed	HOME	\$7,410.00	\$7,410.00	\$0.00
			2651	ADDI PROGRAM	Completed	HOME	\$8,590.00	\$8,590.00	\$0.00
			2652	ADDI PROGRAM	Completed	HOME	\$5,690.00	\$5,690.00	\$0.00
			2653	ADDI PROGRAM	Completed	HOME	\$5,850.00	\$5,850.00	\$0.00
			2654	ADDI PROGRAM	Completed	HOME	\$6,840.00	\$6,840.00	\$0.00
			2655	ADDI PROGRAM	Completed	HOME	\$7,540.00	\$7,540.00	\$0.00
			2656	ADDI PROGRAM	Completed	HOME	\$5,895.00	\$5,895.00	\$0.00
			2665	ADDI PROGRAM	Completed	HOME	\$4,816.00	\$4,816.00	\$0.00
			2666	ADDI PROGRAM	Completed	HOME	\$7,350.00	\$7,350.00	\$0.00
			2667	ADDI PROGRAM	Completed	HOME	\$7,893.50	\$7,893.50	\$0.00
			2668	ADDI PROGRAM	Completed	HOME	\$2,493.00	\$2,493.00	\$0.00
			2670	ADDI PROGRAM	Completed	HOME	\$6,210.00	\$6,210.00	\$0.00
			2671	ADDI PROGRAM	Completed	HOME	\$7,750.00	\$7,750.00	\$0.00
			2672	ADDI PROGRAM	Completed	HOME	\$4,944.00	\$4,944.00	\$0.00
			2673	ADDI PROGRAM	Completed	HOME	\$7,445.00	\$7,445.00	\$0.00
			2674	ADDI PROGRAM	Completed	HOME	\$5,440.00	\$5,440.00	\$0.00
			2675	ADDI PROGRAM	Completed	HOME	\$9,250.00	\$9,250.00	\$0.00
			2676	ADDI PROGRAM	Completed	HOME	\$4,338.00	\$4,338.00	\$0.00
			2677	ADDI PROGRAM	Completed	HOME	\$6,870.00	\$6,870.00	\$0.00
			2684	ADDI PROGRAM	Completed	HOME	\$5,930.00	\$5,930.00	\$0.00
			2685	ADDI PROGRAM	Completed	HOME	\$6,090.00	\$6,090.00	\$0.00
			2686	ADDI PROGRAM	Canceled	HOME	\$0.00	\$0.00	\$0.00
			2687	ADDI PROGRAM	Canceled	HOME	\$0.00	\$0.00	\$0.00
			2688	ADDI PROGRAM	Completed	HOME	\$9,250.00	\$9,250.00	\$0.00
			2690	ADDI PROGRAM	Completed	HOME	\$4,600.00	\$4,600.00	\$0.00
			2691	ADDI PROGRAM	Completed	HOME	\$6,070.00	\$6,070.00	\$0.00
			2692	ADDI PROGRAM	Completed	HOME	\$4,880.00	\$4,880.00	\$0.00
			2693	ADDI PROGRAM	Completed	HOME	\$6,918.50	\$6,918.50	\$0.00
			2694	ADDI PROGRAM	Completed	HOME	\$6,795.00	\$6,795.00	\$0.00
			2695	ADDI PROGRAM	Completed	HOME	\$4,860.00	\$4,860.00	\$0.00
			2696	ADDI PROGRAM	Completed	HOME	\$3,675.00	\$3,675.00	\$0.00
			2697	ADDI PROGRAM	Completed	HOME	\$5,130.00	\$5,130.00	\$0.00
			2698	ADDI PROGRAM	Completed	HOME	\$5,370.00	\$5,370.00	\$0.00
			2699	ADDI PROGRAM	Completed	HOME	\$8,130.00	\$8,130.00	\$0.00

U.S. Department of Housing and Urban Development
Office of Community Planning and Development
Integrated Disbursement and Information System
List of Activities By Program Year And Project
CINCINNATI,OH

DATE: 03-29-22
TIME: 15:15
PAGE: 98

Plan Year	IDIS Project	Project	IDIS Activity ID	Activity Name	Activity Status	Program	Funded Amount	Draw Amount	Balance
2009	14	HOMEOWNERSHIP SUPPORTIVE SERVICES - HOME	2701	ADDI PROGRAM	Completed	HOME	\$8,225.00	\$8,225.00	\$0.00
			2703	ADDI PROGRAM	Completed	HOME	\$6,144.00	\$6,144.00	\$0.00
			2704	ADDI PROGRAM	Completed	HOME	\$7,022.50	\$7,022.50	\$0.00
			2705	ADDI PROGRAM	Completed	HOME	\$9,250.00	\$9,250.00	\$0.00
			2712	ADDI PROGRAM	Completed	HOME	\$6,794.68	\$6,794.68	\$0.00
			2713	ADDI PROGRAM	Completed	HOME	\$6,150.00	\$6,150.00	\$0.00
			2714	ADDI PROGRAM	Completed	HOME	\$6,795.00	\$6,795.00	\$0.00
			2716	ADDI PROGRAM	Completed	HOME	\$5,943.50	\$5,943.50	\$0.00
			2717	ADDI PROGRAM	Completed	HOME	\$6,324.00	\$6,324.00	\$0.00
			2722	ADDI PROGRAM	Completed	HOME	\$6,630.00	\$6,630.00	\$0.00
			2724	ADDI PROGRAM	Completed	HOME	\$7,673.00	\$7,673.00	\$0.00
			2725	ADDI PROGRAM	Completed	HOME	\$3,924.00	\$3,924.00	\$0.00
			2726	ADDI PROGRAM	Completed	HOME	\$7,185.00	\$7,185.00	\$0.00
			2727	ADDI PROGRAM	Completed	HOME	\$7,183.00	\$7,183.00	\$0.00
			2728	ADDI PROGRAM	Completed	HOME	\$6,827.50	\$6,827.50	\$0.00
			2729	ADDI PROGRAM	Completed	HOME	\$5,850.00	\$5,850.00	\$0.00
			2730	ADDI PROGRAM	Completed	HOME	\$6,593.50	\$6,593.50	\$0.00
			2731	ADDI PROGRAM	Completed	HOME	\$8,485.00	\$8,485.00	\$0.00
			2732	ADDI PROGRAM	Completed	HOME	\$5,790.00	\$5,790.00	\$0.00
			2733	ADDI PROGRAM	Completed	HOME	\$6,175.00	\$6,175.00	\$0.00
			2734	ADDI PROGRAM	Completed	HOME	\$9,250.00	\$9,250.00	\$0.00
			2735	ADDI PROGRAM	Completed	HOME	\$5,440.00	\$5,440.00	\$0.00
			2736	ADDI PROGRAM	Completed	HOME	\$3,805.00	\$3,805.00	\$0.00
			2737	ADDI PROGRAM	Completed	HOME	\$5,300.00	\$5,300.00	\$0.00
			2738	ADDI PROGRAM	Completed	HOME	\$9,250.00	\$9,250.00	\$0.00
			2739	ADDI PROGRAM	Completed	HOME	\$5,912.30	\$5,912.30	\$0.00
			2740	ADDI PROGRAM	Completed	HOME	\$6,642.00	\$6,642.00	\$0.00
			2741	ADDI PROGRAM	Completed	HOME	\$5,495.00	\$5,495.00	\$0.00
			2742	ADDI PROGRAM	Canceled	HOME	\$0.00	\$0.00	\$0.00
			2743	ADDI PROGRAM	Completed	HOME	\$10,000.00	\$10,000.00	\$0.00
			2744	ADDI PROGRAM	Completed	HOME	\$6,275.00	\$6,275.00	\$0.00
			2746	ADDI PROGRAM	Completed	HOME	\$8,130.00	\$8,130.00	\$0.00
			2747	ADDI PROGRAM	Completed	HOME	\$7,290.00	\$7,290.00	\$0.00
			2748	ADDI PROGRAM	Completed	HOME	\$7,358.00	\$7,358.00	\$0.00
			2749	ADDI PROGRAM	Completed	HOME	\$9,150.00	\$9,150.00	\$0.00
			2750	ADDI PROGRAM	Canceled	HOME	\$0.00	\$0.00	\$0.00
			2752	ADDI PROGRAM	Completed	HOME	\$6,535.00	\$6,535.00	\$0.00
			2753	ADDI PROGRAM	Canceled	HOME	\$0.00	\$0.00	\$0.00
			2754	ADDI PROGRAM	Completed	HOME	\$4,600.00	\$4,600.00	\$0.00

U.S. Department of Housing and Urban Development
Office of Community Planning and Development
Integrated Disbursement and Information System
List of Activities By Program Year And Project
CINCINNATI,OH

DATE: 03-29-22
TIME: 15:15
PAGE: 99

Plan Year	IDIS Project	Project	IDIS Activity ID	Activity Name	Activity Status	Program	Funded Amount	Draw Amount	Balance
2009	14	HOMEOWNERSHIP SUPPORTIVE SERVICES - HOME	2755	ADDI PROGRAM	Completed	HOME	\$4,460.00	\$4,460.00	\$0.00
			2756	ADDI PROGRAM	Completed	HOME	\$5,055.00	\$5,055.00	\$0.00
			2757	ADDI PROGRAM	Completed	HOME	\$7,470.00	\$7,470.00	\$0.00
			2758	ADDI PROGRAM	Canceled	HOME	\$0.00	\$0.00	\$0.00
			2760	ADDI PROGRAM	Completed	HOME	\$5,250.00	\$5,250.00	\$0.00
			2761	ADDI PROGRAM	Completed	HOME	\$4,770.00	\$4,770.00	\$0.00
			2762	ADDI PROGRAM	Completed	HOME	\$4,170.00	\$4,170.00	\$0.00
			2763	ADDI PROGRAM	Completed	HOME	\$10,000.00	\$10,000.00	\$0.00
		Project Total					\$664,793.98	\$664,793.98	\$0.00
	15	ECONOMIC DEVELOPMENT - PROMOTE BUSINESS DEVELOPMENT OPPRTUNI	2641	NEIGHBORHOOD CAPACITY BLDG & TECH ASS-H	Canceled	HOME	\$0.00	\$0.00	\$0.00
			2657	NEIGH CAP BLDG & T/A-COMM ACTION AGENCY	Completed	HOME	\$20,000.00	\$20,000.00	\$0.00
			2659	NEIGH CAP BLDG & T/A - CINTI HOUS PART	Completed	HOME	\$25,000.00	\$25,000.00	\$0.00
			2660	NEIGH CAP BLDG & T/A-CINTI NSIDE CURC	Completed	HOME	\$25,000.00	\$25,000.00	\$0.00
			2661	NEIGH CAP BLDG & T/A - COM REVIT AGENCY	Completed	HOME	\$24,998.40	\$24,998.40	\$0.00
			2662	NEIGH CAP BLDG & T/A-CNRSTON CP SHA EQUI	Completed	HOME	\$30,000.00	\$30,000.00	\$0.00
			2663	NEIGH CAP BLDG & T/A-OTR COMM HOUSING	Completed	HOME	\$25,000.00	\$25,000.00	\$0.00
			2664	NEIGH CAP BLDG & T/A-WORKING IN NEIGHBOR	Completed	HOME	\$49,788.68	\$49,788.68	\$0.00
		Project Total					\$199,787.08	\$199,787.08	\$0.00
	16	JOB TRAINING, PLACEMENT SERVICES, AND EMPLOYMENT OPPORTUNI	2549	BLUEPRINT FOR SUCCESS - HOME	Canceled	HOME	\$0.00	\$0.00	\$0.00
							\$0.00	\$0.00	\$0.00
	17	HOME ADMINISTRATION 2009	2556	HOME ADMINISTRATION 2009	Completed	HOME	\$385,973.58	\$385,973.58	\$0.00
		Project Total					\$385,973.58	\$385,973.58	\$0.00
	18	HOMELESS SHELTERS & TRANSITIONAL HOUSING SUPPORT - ESG	2570	S-SALVATION ARMY EMERGENCY SHELTER-09	Completed	ESG	\$14,135.89	\$14,135.89	\$0.00
			2618	EMERGENCY SHELTER GRANTS - BETHANY HOUSE	Completed	ESG	\$64,000.00	\$64,000.00	\$0.00
			2619	ESG - SHELTERHOUSE / DROP INN CENTER	Completed	ESG	\$227,000.00	\$227,000.00	\$0.00
			2623	ESG - LIGHTHOUSE YOUTH SERVICES INC	Completed	ESG	\$51,500.00	\$51,500.00	\$0.00
			2625	ESG - YWCA OF GREATER CINCINNATI INC	Completed	ESG	\$26,500.00	\$26,500.00	\$0.00
			2626	ESG - INTERFAITH HOSPILITY NETWORK	Completed	ESG	\$27,500.00	\$27,500.00	\$0.00
			2627	ESG - MERCY FRANCISCAN SOCIAL MINISTRIES	Completed	ESG	\$50,500.00	\$50,500.00	\$0.00
			2628	CARACOLE HOUSE	Completed	ESG	\$16,500.00	\$16,500.00	\$0.00
			2631	ESG - CENTER FOR RESPITE CARE	Completed	ESG	\$21,000.00	\$21,000.00	\$0.00
		Project Total					\$498,635.89	\$498,635.89	\$0.00
	19	OPERATING SUPPORT FOR HIV/AIDS HOUSING FACILITIES - HOPWA	2629	HOPWA - CARACOLE HOUSE 2009	Completed	HOPWA	\$102,910.50	\$102,910.50	\$0.00
							\$102,910.50	\$102,910.50	\$0.00

U.S. Department of Housing and Urban Development
Office of Community Planning and Development
Integrated Disbursement and Information System
List of Activities By Program Year And Project
CINCINNATI,OH

DATE: 03-29-22
TIME: 15:15
PAGE: 100

Plan Year	IDIS Project	Project	IDIS Activity ID	Activity Name	Activity Status	Program	Funded Amount	Draw Amount	Balance		
2009	20	SUPPORTIVE SERVICES FOR PERSONS WITH HIV/AIDS	2620	HOPWA - STOP AIDS SUPPORT SERV	Completed	HOPWA	\$141,893.41	\$141,893.41	\$0.00		
			2630	HOPWA - CARACOLE HOUSE 2009	Completed	HOPWA	\$99,089.50	\$99,089.50	\$0.00		
			2632	HOPWA - CENTER FOR RESPITE CARE, INC.	Completed	HOPWA	\$28,527.00	\$28,527.00	\$0.00		
			Project Total				\$269,509.91	\$269,509.91	\$0.00		
	21	ESG PLANNING & ADMINISTRATION	2586	ESG ADMINISTRATION - 2009	Completed	ESG	\$28,000.00	\$28,000.00	\$0.00		
							Project Total	\$28,000.00	\$28,000.00	\$0.00	
	22	HOUSING ASSISTANCE FOR PERSONS WITH HIV/AIDS-HOPWA	2621	HOPWA STOP AIDS HOUSING ASSISTANCE	Completed	HOPWA	\$74,179.59	\$74,179.59	\$0.00		
			2624	NKY HEALTH DISTRICT - HOUSING SERVICES	Completed	HOPWA	\$75,236.36	\$75,236.36	\$0.00		
			Project Total	\$149,415.95	\$149,415.95	\$0.00					
	23	HOPWA - PLANNING & ADMINISTRATION	2587	HOPWA ADMINISTRATION COSTS - 2009	Completed	HOPWA	\$16,500.00	\$16,500.00	\$0.00		
							Project Total	\$16,500.00	\$16,500.00	\$0.00	
	24	RECOVERY PROJECT	2700	Center for Chemical Addictions Treatment	Completed	CDBG-R	\$96,632.00	\$96,632.00	\$0.00		
			2702	Smart Money Community Services	Completed	CDBG-R	\$41,773.00	\$41,773.00	\$0.00		
			2706	Cincinnati Area Senior Services Inc.	Completed	CDBG-R	\$58,294.00	\$58,294.00	\$0.00		
			2707	YWCA-Empowering Youth	Completed	CDBG-R	\$8,556.00	\$8,556.00	\$0.00		
			2708	YWCA-Abuse and Homelessness Prevention	Completed	CDBG-R	\$86,918.00	\$86,918.00	\$0.00		
			2709	Cincinnati Union Bethel-Anna Louise Inn	Completed	CDBG-R	\$40,012.00	\$40,012.00	\$0.00		
			2710	Cincinnati Union Bethel-Off The Streets	Completed	CDBG-R	\$40,263.00	\$40,263.00	\$0.00		
			2711	Stop AIDS 2009	Completed	CDBG-R	\$36,690.00	\$36,690.00	\$0.00		
			2775	Emergency Shelter Improvements	Completed	CDBG-R	\$286,841.71	\$286,841.71	\$0.00		
			2776	Drug Elimination Program	Completed	CDBG-R	\$99,769.45	\$99,769.45	\$0.00		
			2777	CDBG-R Administration	Completed	CDBG-R	\$100,303.17	\$100,303.17	\$0.00		
			2828	American Can Building CDBG-R Loan	Completed	CDBG-R	\$657,511.46	\$657,511.46	\$0.00		
			2829	American Can Building CDBG-R Loan Building Rehab	Completed	CDBG-R	\$942,487.00	\$942,487.00	\$0.00		
			2840	NEP Homeowner Repair Program	Completed	CDBG-R	\$314,336.86	\$314,336.86	\$0.00		
			2841	Warsaw Ave Streetscape	Completed	CDBG-R	\$300,000.00	\$300,000.00	\$0.00		
			2893	Private Lot Abatement Program	Completed	CDBG-R	\$294,734.04	\$294,734.04	\$0.00		
				Project Total					\$3,405,121.69	\$3,405,121.69	\$0.00
			25	HPRP	2678	HPRP FINANCIAL ASSISTANCE	Completed	HPRP	\$4,104,588.97	\$4,104,588.97	\$0.00
	2679	HPRP HOUSING RELO & STABILIZATION SERV			Completed	HPRP	\$1,008,450.00	\$1,008,450.00	\$0.00		
	2680	HPRP DATA COLLECTION AND EVALUATION			Completed	HPRP	\$27,000.00	\$27,000.00	\$0.00		
	2681	HPRP CONTINUUM OF CARE ADMINISTRATION			Completed	HPRP	\$185,840.00	\$185,840.00	\$0.00		
	2682	HPRP CITY ADMINISTRATION			Completed	HPRP	\$13,303.00	\$13,303.00	\$0.00		
	2779	HPRP Continuum of Care Administration			Canceled	CDBG-R	\$0.00	\$0.00	\$0.00		
					HPRP	\$0.00	\$0.00	\$0.00			
	2780	HPRP Data Collection and Evaluation			Canceled	CDBG-R	\$0.00	\$0.00	\$0.00		
					HPRP	\$0.00	\$0.00	\$0.00			
	2781	HPRP Financial Assistance			Canceled	HPRP	\$0.00	\$0.00	\$0.00		

U.S. Department of Housing and Urban Development
Office of Community Planning and Development
Integrated Disbursement and Information System
List of Activities By Program Year And Project
CINCINNATI,OH

DATE: 03-29-22
TIME: 15:15
PAGE: 101

Plan Year	IDIS Project	Project	IDIS Activity ID	Activity Name	Activity Status	Program	Funded Amount	Draw Amount	Balance
2009	25	HPRP	2782	HPRP Housing Relocation & Stabilization	Canceled	CDBG-R HPRP	\$0.00	\$0.00	\$0.00
							\$0.00	\$0.00	\$0.00
		Project Total					\$5,339,181.97	\$5,339,181.97	\$0.00
	26	Human Service Facility Renovations	2689	Central Clinic Mental health Access Point	Completed	CDBG	\$100,109.96	\$100,109.96	\$0.00
			2751	Steeple Repair	Completed	CDBG	\$62,893.80	\$62,893.80	\$0.00
			2952	Central Clinic Mental health Access Point	Completed	CDBG	\$96,430.28	\$96,430.28	\$0.00
		Project Total					\$259,434.04	\$259,434.04	\$0.00
	27	Lead Hazard Testing Program	2644	LEAD HAZARD TESTING PROGRAM	Completed	CDBG CDBG-R	\$862,708.90	\$862,708.90	\$0.00
							\$0.00	\$0.00	\$0.00
		Project Total					\$862,708.90	\$862,708.90	\$0.00
	Program Total					CDBG	\$15,404,783.80	\$15,404,783.80	\$0.00
						CDBG-R	\$3,405,121.69	\$3,405,121.69	\$0.00
						ESG	\$526,635.89	\$526,635.89	\$0.00
						HOME	\$3,914,671.73	\$3,914,671.73	\$0.00
						HOPWA	\$538,336.36	\$538,336.36	\$0.00
						HPRP	\$5,339,181.97	\$5,339,181.97	\$0.00
	2009 Total						\$29,128,731.44	\$29,128,731.44	\$0.00
2010	1	Homeownership Housing Development	2807	HOMEOWNER REHAB LOAN PROGRAM	Completed	CDBG	\$90,084.21	\$90,084.21	\$0.00
			2808	HOUSING MAINTENANCE SERVICES	Completed	CDBG	\$1,855,372.04	\$1,855,372.04	\$0.00
			2809	EMERGENCY MORTGAGE ASSISTANCE	Completed	CDBG	\$141,156.29	\$141,156.29	\$0.00
			2810	SECTION 108/ FLOAT LOAN DELIVERY	Canceled	CDBG	\$0.00	\$0.00	\$0.00
			2889	Carthage Rehabarama - 110 W 68th St	Completed	HOME	\$22,500.00	\$22,500.00	\$0.00
			2903	Carthage Rehabarama	Completed	HOME	\$70,000.00	\$70,000.00	\$0.00
			2916	Future Blooms	Canceled	CDBG	\$0.00	\$0.00	\$0.00
			2932	NEP Homeowner Repair Program	Completed	CDBG	\$200,000.00	\$200,000.00	\$0.00
			2945	TAP - 1402 Regent Avenue	Completed	HOME	\$30,000.00	\$30,000.00	\$0.00
			2946	TAP - 5335 Owasco Street	Completed	HOME	\$30,000.00	\$30,000.00	\$0.00
			2947	TAP - 3643 Fyffe Avenue	Completed	HOME	\$30,000.00	\$30,000.00	\$0.00
			2948	TAP - 1219 Lincoln Avenue	Completed	HOME	\$30,000.00	\$30,000.00	\$0.00
			2949	TAP - 3139 Durrell Avenue	Completed	HOME	\$30,000.00	\$30,000.00	\$0.00
			2950	TAP - 273 McCormick Place	Completed	HOME	\$30,000.00	\$30,000.00	\$0.00
			2951	TAP - 1734 Holloway Avenue	Completed	HOME	\$21,000.00	\$21,000.00	\$0.00
			2969	TAP - 3220 Fairfield Avenue	Completed	HOME	\$30,000.00	\$30,000.00	\$0.00
			2970	TAP - 3224 Fairfield Avenue	Completed	HOME	\$30,000.00	\$30,000.00	\$0.00
			2971	TAP - 3228 Fairfield Avenue	Completed	HOME	\$30,000.00	\$30,000.00	\$0.00
			2999	SECTION 108/ FLOAT LOAN DELIVERY	Canceled	CDBG	\$0.00	\$0.00	\$0.00
			3093	TAP - 272 Mohawk Street	Completed	HOME	\$30,000.00	\$30,000.00	\$0.00
			3202	STRATEGIC HOUSING INITATIVES PROGRAM '10	Canceled	CDBG	\$0.00	\$0.00	\$0.00

U.S. Department of Housing and Urban Development
Office of Community Planning and Development
Integrated Disbursement and Information System
List of Activities By Program Year And Project
CINCINNATI,OH

DATE: 03-29-22
TIME: 15:15
PAGE: 102

Plan Year	IDIS Project	Project	IDIS Activity ID	Activity Name	Activity Status	Program	Funded Amount	Draw Amount	Balance
2010	1	Project Total					\$2,700,112.54	\$2,700,112.54	\$0.00
	2	Rental Housing Development	2778	TEST	Canceled	ESG	\$0.00	\$0.00	\$0.00
			2811	RENTAL REHAB PROGRAM	Completed	CDBG	\$150,000.00	\$150,000.00	\$0.00
			3848	SHIP - South Block Strategic Housing 771 / 772 McMillan	Completed	CDBG	\$257,737.46	\$257,737.46	\$0.00
			4091	SHIP - Cincinnati Scholar House	Completed	HOME	\$148,140.44	\$148,140.44	\$0.00
		Project Total					\$555,877.90	\$555,877.90	\$0.00
	3	Rental Supportive Services	2812	TENANT REPRESENTATION	Completed	CDBG	\$185,505.76	\$185,505.76	\$0.00
			2813	SECT.8 TENANT COUNSELING & PLACEMENT	Completed	CDBG	\$55,000.00	\$55,000.00	\$0.00
			2832	TENANT ASSISTANCE	Completed	CDBG	\$21,504.22	\$21,504.22	\$0.00
			2833	CODE ENFORCEMENT RELOCATION	Completed	CDBG	\$103,803.44	\$103,803.44	\$0.00
		Project Total					\$365,813.42	\$365,813.42	\$0.00
	4	Promote Fair Housing	2814	FAIR HOUSING SERVICES	Completed	CDBG	\$214,500.00	\$214,500.00	\$0.00
		Project Total					\$214,500.00	\$214,500.00	\$0.00
	5	Promote Commercial and Industrial Development	2817	East Walnut Hills Streetscape-Phase 4	Completed	CDBG	\$201,932.50	\$201,932.50	\$0.00
			2834	NBD Improvement Program - Clifton Heights	Canceled	CDBG	\$0.00	\$0.00	\$0.00
			2835	NBD PROPERTY HOLDING COSTS	Canceled	CDBG	\$0.00	\$0.00	\$0.00
			2853	NBD IMPROVEMENTS ADMIN - 2010	Completed	CDBG	\$28,309.63	\$28,309.63	\$0.00
			2859	EBL Portfolio Management	Completed	CDBG	\$23,309.98	\$23,309.98	\$0.00
			2860	MicroCity Loan Fund	Completed	CDBG	\$30,954.25	\$30,954.25	\$0.00
			2866	Development of Glenway Ave	Canceled	CDBG	\$0.00	\$0.00	\$0.00
			2870	Clifton Heights Streetscape Phase I	Completed	CDBG	\$210,000.00	\$210,000.00	\$0.00
			2907	1609 Hoffner St Acquisition & Building Rehab	Completed	CDBG	\$127,623.32	\$127,623.32	\$0.00
			2908	1609 Hoffner St Acquisition & Building Rehab	Canceled	CDBG	\$0.00	\$0.00	\$0.00
			2919	NBD Corryville Short Vine Archways	Completed	CDBG	\$19,804.17	\$19,804.17	\$0.00
			3125	NBD DeSales Corner Public Parking Lot Improvements	Completed	CDBG	\$87,487.86	\$87,487.86	\$0.00
			3497	College Hill NBD Facade Improvement Program	Completed	CDBG	\$5,790.87	\$5,790.87	\$0.00
			3535	Avondale Connection Community and Business Center	Completed	CDBG	\$228,229.39	\$228,229.39	\$0.00
			3611	NBD Corryville Short Vine Arch Improvement	Completed	CDBG	\$51,828.87	\$51,828.87	\$0.00
		Project Total					\$1,015,270.84	\$1,015,270.84	\$0.00
	6	Industrial Site Redevelopment/ SPUR	2851	SPUR ADMIN 2010	Completed	CDBG	\$45,588.26	\$45,588.26	\$0.00
			2918	Myron Johnson Cleanup	Completed	CDBG	\$446,770.88	\$446,770.88	\$0.00
			2954	Nehemiah Manufacturing Company Expansion	Completed	CDBG	\$602,151.24	\$602,151.24	\$0.00
			3655	SPUR - Spring Grove Infrastructure Improvements	Completed	CDBG	\$30,489.62	\$30,489.62	\$0.00
		Project Total					\$1,125,000.00	\$1,125,000.00	\$0.00
	7	Promote Business Development Opportunities	2815	NEIGHBORHOOD CAPACITY BUILDING/Operating	Completed	CDBG	\$260,514.10	\$260,514.10	\$0.00
			2816	NEIGHBORHOOD CAPACITY BUILDING/Technical	Completed	CDBG	\$63,527.51	\$63,527.51	\$0.00
			2846	CORPORATION FOR FINDLAY MARKET (CFFM)	Completed	CDBG	\$585,000.00	\$585,000.00	\$0.00
			2847	CSBLF - Project Delivery Costs	Completed	CDBG	\$7,244.27	\$7,244.27	\$0.00

U.S. Department of Housing and Urban Development
Office of Community Planning and Development
Integrated Disbursement and Information System
List of Activities By Program Year And Project
CINCINNATI,OH

DATE: 03-29-22
TIME: 15:15
PAGE: 103

Plan Year	IDIS Project	Project	IDIS Activity ID	Activity Name	Activity Status	Program	Funded Amount	Draw Amount	Balance
2010	7	Promote Business Development Opportunities	2850	SBSTA DELIVERY COSTS	Completed	CDBG	\$23,720.43	\$23,720.43	\$0.00
			2857	Smart Money Community Services	Completed	CDBG	\$34,678.91	\$34,678.91	\$0.00
			2858	Small Business Technical Assistance	Completed	CDBG	\$150,104.21	\$150,104.21	\$0.00
			3027	NEIGHBORHOOD CAPACITY BUILDING/Operating	Canceled	CDBG	\$0.00	\$0.00	\$0.00
			3201	EITC OUTREACH AND FINANCIAL LITERACY	Completed	CDBG	\$2,377.81	\$2,377.81	\$0.00
		Project Total					\$1,127,167.24	\$1,127,167.24	\$0.00
	8	Job Training, Placement Services & Employment Opportunities	2843	BLUEPRINT FOR SUCCESS	Completed	CDBG	\$250,000.00	\$250,000.00	\$0.00
			2852	Summer Youth Employment Program	Completed	CDBG	\$939,802.35	\$939,802.35	\$0.00
		Project Total					\$1,189,802.35	\$1,189,802.35	\$0.00
	9	Slum & Blight Elimination	2844	CONCENTRATED CODE ENFORCEMENT	Completed	CDBG	\$575,000.00	\$575,000.00	\$0.00
			2845	HAZARD ABATEMENT PROGRAM - BARRICADE Program	Completed	CDBG	\$293,265.52	\$293,265.52	\$0.00
			2855	HAZARD ABATEMENT - DEMOLITION	Completed	CDBG	\$753,486.87	\$753,486.87	\$0.00
			2884	MILLCREEK RESTORATION PROJECT	Completed	CDBG	\$100,000.00	\$100,000.00	\$0.00
			2885	LEAD HAZARD TESTING PROGRAM	Completed	CDBG	\$1,110,452.99	\$1,110,452.99	\$0.00
			2910	DRUG ELIMINATION PROGRAM	Completed	CDBG	\$47,755.58	\$47,755.58	\$0.00
			2920	Future Blooms 2010	Completed	CDBG	\$164,999.92	\$164,999.92	\$0.00
			3032	Starfire Council of Greater Cincinnati, Inc.	Completed	CDBG	\$50,000.00	\$50,000.00	\$0.00
		Project Total					\$3,094,960.88	\$3,094,960.88	\$0.00
	10	Planning, Admin & Debt Service for CDBG	2783	SECTION 108 DEBT SERVICE - 2010	Completed	CDBG	\$548,439.00	\$548,439.00	\$0.00
			2784	GENERAL ADMINISTRATION AND PLANNING 10	Completed	CDBG	\$3,482,635.00	\$3,482,635.00	\$0.00
		Project Total					\$4,031,074.00	\$4,031,074.00	\$0.00
	11	Homeownership Housing Development	3003	SHIP - 2919 Mignon Ave	Completed	HOME	\$50,000.00	\$50,000.00	\$0.00
			3238	SHIP - 1606-1608 Walnut Street	Completed	CDBG	\$5,106.68	\$5,106.68	\$0.00
			3764	SHIP - 2504 Chatham	Completed	CDBG	\$355,315.06	\$355,315.06	\$0.00
		Project Total					\$410,421.74	\$410,421.74	\$0.00
	12	Rental Housing Development	2928	RRP - St Paul Village	Completed	HOME	\$1,777,895.72	\$1,777,895.72	\$0.00
			2933	RRP - Fay Apartments Rehab to Villages at Roll Hill	Completed	HOME	\$3,014,604.23	\$3,014,604.23	\$0.00
			2973	Woodburn Pointe	Completed	HOME	\$360,000.00	\$360,000.00	\$0.00
			2974	The Elberon	Canceled	HOME	\$0.00	\$0.00	\$0.00
			3990	Bond Hill Roselawn Senior Housing (1 of 3)	Completed	HOME	\$500,000.00	\$500,000.00	\$0.00
			3991	Bond Hill Roselawn Senior Housing (2 of 5)	Canceled	HOME	\$0.00	\$0.00	\$0.00
		Project Total					\$5,652,499.95	\$5,652,499.95	\$0.00
	13	Homeownership Supportive Services	2818	ADDI PROGRAM	Completed	HOME	\$5,490.00	\$5,490.00	\$0.00
			2819	ADDI PROGRAM	Completed	HOME	\$5,993.00	\$5,993.00	\$0.00
			2820	ADDI PROGRAM	Completed	HOME	\$3,990.00	\$3,990.00	\$0.00
			2821	ADDI PROGRAM	Completed	HOME	\$6,462.00	\$6,462.00	\$0.00
			2822	Housing Maintenance Services	Canceled	CDBG	\$0.00	\$0.00	\$0.00
			2826	ADDI PROGRAM	Canceled	HOME	\$0.00	\$0.00	\$0.00

U.S. Department of Housing and Urban Development
Office of Community Planning and Development
Integrated Disbursement and Information System
List of Activities By Program Year And Project
CINCINNATI,OH

DATE: 03-29-22
TIME: 15:15
PAGE: 104

Plan Year	IDIS Project	Project	IDIS Activity ID	Activity Name	Activity Status	Program	Funded Amount	Draw Amount	Balance
2010	13	Homeownership Supportive Services	2836	ADDI PROGRAM	Completed	HOME	\$6,750.00	\$6,750.00	\$0.00
			2837	ADDI PROGRAM	Completed	HOME	\$7,575.00	\$7,575.00	\$0.00
			2838	ADDI PROGRAM	Completed	HOME	\$5,790.00	\$5,790.00	\$0.00
			2839	ADDI - 3394 Bighorn Ct	Completed	HOME	\$6,000.00	\$6,000.00	\$0.00
			2842	ADDI PROGRAM	Completed	HOME	\$6,000.00	\$6,000.00	\$0.00
			2848	ADDI PROGRAM	Completed	HOME	\$6,600.00	\$6,600.00	\$0.00
			2849	ADDI PROGRAM	Completed	HOME	\$6,145.00	\$6,145.00	\$0.00
			2856	TAFT ROAD TOWNHOME DOWNPAYMENT ASSISTANC	Completed	HOME	\$10,000.00	\$10,000.00	\$0.00
			2861	ADDI PROGRAM	Canceled	HOME	\$0.00	\$0.00	\$0.00
			2862	ADDI PROGRAM	Completed	HOME	\$3,900.00	\$3,900.00	\$0.00
			2864	ADDI PROGRAM	Completed	HOME	\$5,850.00	\$5,850.00	\$0.00
			2865	ADDI PROGRAM	Completed	HOME	\$7,995.00	\$7,995.00	\$0.00
			2867	ADDI PROGRAM	Completed	HOME	\$5,943.50	\$5,943.50	\$0.00
			2868	ADDI PROGRAM	Completed	HOME	\$7,944.00	\$7,944.00	\$0.00
			2869	ADDI PROGRAM	Completed	HOME	\$5,400.00	\$5,400.00	\$0.00
			2871	ADDI PROGRAM	Completed	HOME	\$9,250.00	\$9,250.00	\$0.00
			2872	ADDI PROGRAM	Completed	HOME	\$6,600.00	\$6,600.00	\$0.00
			2873	ADDI PROGRAM	Completed	HOME	\$6,405.00	\$6,405.00	\$0.00
			2874	ADDI PROGRAM	Completed	HOME	\$6,245.00	\$6,245.00	\$0.00
			2876	ADDI PROGRAM	Completed	HOME	\$5,235.00	\$5,235.00	\$0.00
			2877	ADDI PROGRAM	Completed	HOME	\$5,904.00	\$5,904.00	\$0.00
			2886	ADDI PROGRAM	Completed	HOME	\$8,062.50	\$8,062.50	\$0.00
			2887	ADDI PROGRAM	Completed	HOME	\$3,290.00	\$3,290.00	\$0.00
			2888	ADDI PROGRAM	Completed	HOME	\$8,550.00	\$8,550.00	\$0.00
			2890	ADDI PROGRAM	Completed	HOME	\$7,250.00	\$7,250.00	\$0.00
			2891	ADDI PROGRAM	Completed	HOME	\$4,950.00	\$4,950.00	\$0.00
			2892	ADDI PROGRAM	Completed	HOME	\$5,560.00	\$5,560.00	\$0.00
			2894	TAFT ROAD TOWNHOME DOWNPAYMENT ASSISTANC	Completed	HOME	\$10,000.00	\$10,000.00	\$0.00
			2895	ADDI PROGRAM	Completed	HOME	\$9,250.00	\$9,250.00	\$0.00
			2896	ADDI PROGRAM	Completed	HOME	\$5,105.00	\$5,105.00	\$0.00
			2897	ADDI PROGRAM	Completed	HOME	\$7,050.00	\$7,050.00	\$0.00
			2898	ADDI PROGRAM	Completed	HOME	\$8,745.00	\$8,745.00	\$0.00
			2899	ADDI PROGRAM	Canceled	HOME	\$0.00	\$0.00	\$0.00
			2900	ADDI PROGRAM	Completed	HOME	\$6,330.00	\$6,330.00	\$0.00
			2901	ADDI PROGRAM	Completed	HOME	\$5,510.00	\$5,510.00	\$0.00
			2902	ADDI PROGRAM	Completed	HOME	\$6,750.00	\$6,750.00	\$0.00
			2904	ADDI PROGRAM	Completed	HOME	\$6,275.00	\$6,275.00	\$0.00

U.S. Department of Housing and Urban Development
Office of Community Planning and Development
Integrated Disbursement and Information System
List of Activities By Program Year And Project
CINCINNATI,OH

DATE: 03-29-22
TIME: 15:15
PAGE: 105

Plan Year	IDIS Project	Project	IDIS Activity ID	Activity Name	Activity Status	Program	Funded Amount	Draw Amount	Balance
2010	13	Homeownership Supportive Services	2905	ADDI PROGRAM	Completed	HOME	\$9,250.00	\$9,250.00	\$0.00
			2906	ADDI PROGRAM	Completed	HOME	\$4,975.00	\$4,975.00	\$0.00
			2909	ADDI PROGRAM	Completed	HOME	\$7,140.00	\$7,140.00	\$0.00
			2911	ADDI PROGRAM	Completed	HOME	\$6,470.00	\$6,470.00	\$0.00
			2912	ADDI PROGRAM	Completed	HOME	\$4,000.00	\$4,000.00	\$0.00
			2913	ADDI PROGRAM	Completed	HOME	\$9,250.00	\$9,250.00	\$0.00
			2914	ADDI PROGRAM	Completed	HOME	\$9,200.00	\$9,200.00	\$0.00
			2915	ADDI PROGRAM	Completed	HOME	\$5,885.00	\$5,885.00	\$0.00
			2917	ADDI PROGRAM	Completed	HOME	\$6,570.00	\$6,570.00	\$0.00
			2921	ADDI PROGRAM	Completed	HOME	\$5,943.50	\$5,943.50	\$0.00
			2922	ADDI PROGRAM	Completed	HOME	\$5,495.00	\$5,495.00	\$0.00
			2924	ADDI PROGRAM	Completed	HOME	\$7,950.00	\$7,950.00	\$0.00
			2925	ADDI PROGRAM	Completed	HOME	\$6,350.00	\$6,350.00	\$0.00
			2926	ADDI PROGRAM	Completed	HOME	\$5,755.00	\$5,755.00	\$0.00
			2927	ADDI PROGRAM	Completed	HOME	\$5,850.00	\$5,850.00	\$0.00
			2929	ADDI PROGRAM	Completed	HOME	\$5,796.00	\$5,796.00	\$0.00
			2930	ADDI PROGRAM	Completed	HOME	\$7,410.00	\$7,410.00	\$0.00
			2931	NSP Down Payment Program	Canceled	HOME	\$0.00	\$0.00	\$0.00
			2934	NSP Down Payment Program	Canceled	HOME	\$0.00	\$0.00	\$0.00
			2935	ADDI PROGRAM	Completed	HOME	\$5,950.00	\$5,950.00	\$0.00
			2936	ADDI PROGRAM	Completed	HOME	\$5,545.00	\$5,545.00	\$0.00
			2937	ADDI PROGRAM	Completed	HOME	\$8,400.00	\$8,400.00	\$0.00
			2939	ADDI PROGRAM	Completed	HOME	\$4,944.00	\$4,944.00	\$0.00
			2940	ADDI PROGRAM	Canceled	HOME	\$0.00	\$0.00	\$0.00
			2941	ADDI PROGRAM	Completed	HOME	\$6,525.00	\$6,525.00	\$0.00
			2942	ADDI PROGRAM	Completed	HOME	\$9,193.50	\$9,193.50	\$0.00
			2943	ADDI PROGRAM	Completed	HOME	\$6,401.75	\$6,401.75	\$0.00
			2944	ADDI PROGRAM	Completed	HOME	\$6,350.00	\$6,350.00	\$0.00
			2953	ADDI PROGRAM	Completed	HOME	\$6,762.50	\$6,762.50	\$0.00
			2955	ADDI PROGRAM	Completed	HOME	\$7,230.00	\$7,230.00	\$0.00
			2956	ADDI PROGRAM	Completed	HOME	\$6,795.00	\$6,795.00	\$0.00
			2957	ADDI PROGRAM	Completed	HOME	\$3,750.00	\$3,750.00	\$0.00
			2958	ADDI PROGRAM	Completed	HOME	\$5,965.00	\$5,965.00	\$0.00
			2959	ADDI PROGRAM	Completed	HOME	\$5,850.00	\$5,850.00	\$0.00
			2960	ADDI PROGRAM	Completed	HOME	\$7,050.00	\$7,050.00	\$0.00
			2961	ADDI PROGRAM	Completed	HOME	\$4,942.50	\$4,942.50	\$0.00
			2962	ADDI PROGRAM	Completed	HOME	\$5,700.00	\$5,700.00	\$0.00
			2964	ADDI PROGRAM	Completed	HOME	\$4,000.00	\$4,000.00	\$0.00
			2965	ADDI PROGRAM	Completed	HOME	\$3,744.00	\$3,744.00	\$0.00

U.S. Department of Housing and Urban Development
Office of Community Planning and Development
Integrated Disbursement and Information System
List of Activities By Program Year And Project
CINCINNATI,OH

DATE: 03-29-22
TIME: 15:15
PAGE: 106

Plan Year	IDIS Project	Project	IDIS Activity ID	Activity Name	Activity Status	Program	Funded Amount	Draw Amount	Balance
2010	13	Homeownership Supportive Services	2966	ADDI PROGRAM	Completed	HOME	\$7,674.00	\$7,674.00	\$0.00
			2967	ADDI PROGRAM	Completed	HOME	\$4,133.50	\$4,133.50	\$0.00
			2968	ADDI PROGRAM	Completed	HOME	\$6,535.00	\$6,535.00	\$0.00
			2972	ADDI PROGRAM	Completed	HOME	\$5,100.00	\$5,100.00	\$0.00
			3129	NSP Down Payment Program	Canceled	HOME	\$0.00	\$0.00	\$0.00
		Project Total					\$507,974.25	\$507,974.25	\$0.00
	14	Promote Business Development Opportunities	2875	NEIGHBORHOOD CAPACITY BLDG & TECH ASS-H	Canceled	HOME	\$0.00	\$0.00	\$0.00
			2878	NEIGH CAP BLDG & T/A-WORKING IN NEIGHBOR	Completed	HOME	\$55,000.00	\$55,000.00	\$0.00
			2879	NEIGH CAP BLDG & T/A-OTR COMM HOUSING	Completed	HOME	\$25,000.00	\$25,000.00	\$0.00
			2880	NEIGH CAP BLDG & T/A-CNRSTON CP SHA EQUI	Completed	HOME	\$29,984.56	\$29,984.56	\$0.00
			2881	NEIGH CAP BLDG & T/A - COM REVIT AGENCY	Completed	HOME	\$20,000.00	\$20,000.00	\$0.00
			2882	NEIGH CAP BLDG & T/A-CINTI NSIDE CURC	Completed	HOME	\$20,000.00	\$20,000.00	\$0.00
			2883	NEIGH CAP BLDG & T/A - CINTI HOUS PART	Completed	HOME	\$50,000.00	\$50,000.00	\$0.00
		Project Total					\$199,984.56	\$199,984.56	\$0.00
	15	Job Training, Placement Services & Employment Opportunities	2831	BLUEPRINT FOR SUCCESS - 2283 Loth	Completed	HOME	\$234,317.86	\$234,317.86	\$0.00
							\$234,317.86	\$234,317.86	\$0.00
	16	Homeless Shelters & Transitional Housing Support	2938	YWCA Battered Women Shelter	Completed	CDBG	\$70,000.00	\$70,000.00	\$0.00
			2977	ESG - INTERFAITH HOSPILITY NETWORK '11	Canceled	ESG	\$0.00	\$0.00	\$0.00
			2978	ESG - LIGHTHOUSE YOUNG ADULT SHELTER '11	Canceled	ESG	\$0.00	\$0.00	\$0.00
			2982	ESG - YWCA Battered Women's Shelter '11	Canceled	ESG	\$0.00	\$0.00	\$0.00
		Project Total					\$70,000.00	\$70,000.00	\$0.00
	17	Planning, Admin, & Debt Service	2823	HOME ADMINISTRATION 2010	Completed	HOME	\$443,895.00	\$443,895.00	\$0.00
							\$443,895.00	\$443,895.00	\$0.00
	18	Homeless Shelters & Transitional Housing Assistance	2796	EMERGENCY SHELTER GRANTS - BETHANY HOUSE	Completed	ESG	\$69,062.00	\$69,062.00	\$0.00
			2797	ESG - CENTER FOR RESPITE CARE	Completed	ESG	\$24,686.00	\$24,686.00	\$0.00
			2798	ESG - INTERFAITH HOSPILITY NETWORK	Completed	ESG	\$32,000.00	\$32,000.00	\$0.00
			2799	ESG - LIGHTHOUSE YOUTH SERVICES INC	Completed	ESG	\$55,186.00	\$55,186.00	\$0.00
			2800	ESG - MERCY FRANCISCAN Temporary Shelter	Completed	ESG	\$37,480.00	\$37,480.00	\$0.00
			2801	S-MERCY FRANCISCAN EXPANDED TEMP HSG-10	Completed	ESG	\$58,400.00	\$58,400.00	\$0.00
			2802	S-SALVATION ARMY EMERGENCY SHELTER-10	Completed	ESG	\$19,685.46	\$19,685.46	\$0.00
			2803	ESG - SHELTERHOUSE / DROP INN CENTER	Completed	ESG	\$227,000.00	\$227,000.00	\$0.00
			2804	ESG - YWCA OF GREATER CINCINNATI INC	Completed	ESG	\$30,185.80	\$30,185.80	\$0.00
			2979	ESG - BETHANY HOUSE '11	Canceled	ESG	\$0.00	\$0.00	\$0.00
			2980	S-MERCY FRANCISCAN/St.John's Anna Louise Inn '11	Canceled	ESG	\$0.00	\$0.00	\$0.00
			2981	ESG - CENTER FOR RESPITE CARE '11	Canceled	ESG	\$0.00	\$0.00	\$0.00
			2983	ESG - SHELTERHOUSE / DROP INN CENTER '11	Canceled	ESG	\$0.00	\$0.00	\$0.00
			2984	S-SALVATION ARMY EMERGENCY SHELTER '11	Canceled	ESG	\$0.00	\$0.00	\$0.00

U.S. Department of Housing and Urban Development
Office of Community Planning and Development
Integrated Disbursement and Information System
List of Activities By Program Year And Project
CINCINNATI,OH

DATE: 03-29-22
TIME: 15:15
PAGE: 107

Plan Year	IDIS Project	Project	IDIS Activity ID	Activity Name	Activity Status	Program	Funded Amount	Draw Amount	Balance
2010	18	Homeless Shelters & Transitional Housing Assistance	2985	ESG - MERCY FRANCISCAN Temporary Shelter '11	Canceled	ESG	\$0.00	\$0.00	\$0.00
			2986	ESG - LIGHTHOUSE YOUTH SERVICES '11	Canceled	ESG	\$0.00	\$0.00	\$0.00
			3160	ESG12 Homeless Shelters 2012	Canceled	ESG	\$0.00	\$0.00	\$0.00
			3260	ESG - SHELTERHOUSE / DROP INN CENTER	Completed	ESG	\$7,446.56	\$7,446.56	\$0.00
		Project Total					\$561,131.82	\$561,131.82	\$0.00
	19	Planning, Admin & Debt Service for ESG	2805	ESG ADMINISTRATION - 2010	Completed	ESG	\$29,238.00	\$29,238.00	\$0.00
			2987	ESG ADMINISTRATION - 2011	Canceled	ESG	\$0.00	\$0.00	\$0.00
		Project Total					\$29,238.00	\$29,238.00	\$0.00
	20	Operating Support for HIV/AIDS Housing Facilities	2785	HOPWA - CARACOLE HOUSE 2010	Canceled	HOPWA	\$0.00	\$0.00	\$0.00
			2788	HOPWA - CARACOLE HOUSE 2010 Operating	Completed	HOPWA	\$124,132.00	\$124,132.00	\$0.00
		Project Total					\$124,132.00	\$124,132.00	\$0.00
	21	Supportive Services for Persons with HIV/AIDS	2789	HOPWA - CARACOLE HOUSE 2010 Supporting Services	Completed	HOPWA	\$112,449.00	\$112,449.00	\$0.00
			2790	HOPWA - STOP AIDS SUPPORT SERV	Completed	HOPWA	\$121,256.70	\$121,256.70	\$0.00
			2792	CINCINNATI CENTER FOR RESPITE CARE-10	Completed	HOPWA	\$31,866.00	\$31,866.00	\$0.00
			2794	HOPWA - Northern Ky Independent Health District - SUPPORT SERV	Completed	HOPWA	\$27,776.22	\$27,776.22	\$0.00
		Project Total					\$293,347.92	\$293,347.92	\$0.00
	22	Housing Assistance for Persons with HIV/AIDS	2787	NKY HEALTH DISTRICT - HOUSING SERVICES	Canceled	HOPWA	\$0.00	\$0.00	\$0.00
			2791	HOPWA STOP AIDS HOUSING ASSISTANCE	Completed	HOPWA	\$50,389.15	\$50,389.15	\$0.00
			2793	NKY HEALTH DISTRICT - HOUSING SERVICES	Completed	HOPWA	\$91,296.33	\$91,296.33	\$0.00
		Project Total					\$141,685.48	\$141,685.48	\$0.00
	23	Planning, Admin, & Debt Service for HOPWA	2795	HOPWA ADMINISTRATION COSTS - 2010	Completed	HOPWA	\$19,147.00	\$19,147.00	\$0.00
		Project Total					\$19,147.00	\$19,147.00	\$0.00
	24	Quality of Life	2830	Mt Airy Shelter Support	Completed	CDBG	\$181,999.89	\$181,999.89	\$0.00
							\$181,999.89	\$181,999.89	\$0.00
		Project Total					\$15,470,360.36	\$15,470,360.36	\$0.00
		Program Total				CDBG	\$590,369.82	\$590,369.82	\$0.00
						ESG	\$7,650,312.06	\$7,650,312.06	\$0.00
						HOME	\$578,312.40	\$578,312.40	\$0.00
						HOPWA	\$24,289,354.64	\$24,289,354.64	\$0.00
		2010 Total					\$24,289,354.64	\$24,289,354.64	\$0.00
2011	1	Homeownership Housing Development	3038	Emergency Mortgage Assistance 2011	Completed	CDBG	\$134,619.82	\$134,619.82	\$0.00
			3080	Homeowner Rehab Loan Program Delivery Costs	Completed	CDBG	\$72,944.77	\$72,944.77	\$0.00
		Project Total					\$207,564.59	\$207,564.59	\$0.00
	2	Rental Housing Development	3074	Rental Rehabilitation Program '11	Completed	CDBG	\$155,000.00	\$155,000.00	\$0.00
			3849	SHIP - South Block Strategic Housing 771 / 772 McMillan	Completed	CDBG	\$19,838.54	\$19,838.54	\$0.00
			4094	SHIP - Cincinnati Scholar House	Completed	HOME	\$6,381.69	\$6,381.69	\$0.00

U.S. Department of Housing and Urban Development
Office of Community Planning and Development
Integrated Disbursement and Information System
List of Activities By Program Year And Project
CINCINNATI,OH

DATE: 03-29-22
TIME: 15:15
PAGE: 108

Plan Year	IDIS Project	Project	IDIS Activity ID	Activity Name	Activity Status	Program	Funded Amount	Draw Amount	Balance
2011	2	Project Total					\$181,220.23	\$181,220.23	\$0.00
		Renters Supportive Services	3030	TENANT ASSISTANCE	Completed	CDBG	\$14,506.59	\$14,506.59	\$0.00
	3		3031	CODE ENFORCEMENT RELOCATION	Completed	CDBG	\$134,000.00	\$134,000.00	\$0.00
			3037	SECTION 8 TENANT COUNSELING & PLACEMENT 2011	Completed	CDBG	\$55,000.00	\$55,000.00	\$0.00
			3039	TENANT REPRESENTATION 2011	Completed	CDBG	\$187,000.00	\$187,000.00	\$0.00
		Project Total					\$390,506.59	\$390,506.59	\$0.00
	4	Promote Fair Housing	3036	FAIR HOUSING SERVICES 2011	Completed	CDBG	\$214,500.00	\$214,500.00	\$0.00
		Project Total					\$214,500.00	\$214,500.00	\$0.00
	5	Promote Commercial & Industrial Development/Redevelopment	3005	NBD IMPROVEMENTS ADMIN - 2011	Canceled	CDBG	\$0.00	\$0.00	\$0.00
			3020	Over-the-Rhine 13th St Connector Enhancement	Completed	CDBG	\$263,611.27	\$263,611.27	\$0.00
			3025	Smart Money Community Services - Build Your Own Business	Completed	CDBG	\$34,500.00	\$34,500.00	\$0.00
			3040	Old St. George Restoration	Completed	CDBG	\$218,659.99	\$218,659.99	\$0.00
			3041	College Hill Gateway Project	Completed	CDBG	\$37,880.12	\$37,880.12	\$0.00
			3042	Old St. George Restoration	Completed	CDBG	\$4,098.01	\$4,098.01	\$0.00
			3043	Old St. George Restoration	Completed	CDBG	\$25,975.09	\$25,975.09	\$0.00
			3044	Old St. George Restoration	Completed	CDBG	\$1,266.91	\$1,266.91	\$0.00
			3053	NBD IMPROVEMENTS ADMIN - 2011	Completed	CDBG	\$190,019.10	\$190,019.10	\$0.00
			3066	Forest Ave and Vine St NBD Streetscape Improvements	Completed	CDBG	\$61,296.65	\$61,296.65	\$0.00
			3077	Walnut Hills - Gilbert Avenue Island Landscaping Project	Completed	CDBG	\$66,691.26	\$66,691.26	\$0.00
			3083	College Hill Mid District Parking	Completed	CDBG	\$34,345.00	\$34,345.00	\$0.00
			3124	Clifton Heights Streetscape Phase II	Completed	CDBG	\$313,784.26	\$313,784.26	\$0.00
			3132	5/3 Building Redevelopment (1 of 2) 5900 Madison	Completed	CDBG	\$130,004.40	\$130,004.40	\$0.00
			3133	5/3 Building Redevelopment (2 of 3) 5900 Madison	Completed	CDBG	\$10,109.60	\$10,109.60	\$0.00
			3207	Old St. George Restoration	Completed	CDBG	\$79,811.30	\$79,811.30	\$0.00
			3285	NBD - Reading, Rockdale and Forest Streetscape Improvements	Canceled	CDBG	\$0.00	\$0.00	\$0.00
			3355	5/3 Building Redevelopment (3 of 3) 5900 Madison	Completed	CDBG	\$65,000.00	\$65,000.00	\$0.00
			3498	College Hill NBD Facade Improvement Program	Completed	CDBG	\$150,007.24	\$150,007.24	\$0.00
			3533	Avondale Connection Community and Business Center	Completed	CDBG	\$45,786.05	\$45,786.05	\$0.00
		Project Total					\$1,732,846.25	\$1,732,846.25	\$0.00
	6	Industrial Site Redevelopment/SPUR	3022	SPUR Project Delivery	Completed	CDBG	\$149,149.10	\$149,149.10	\$0.00
			3656	SPUR - Spring Grove Infrastructure Improvements	Completed	CDBG	\$201,372.32	\$201,372.32	\$0.00
			3816	Cincy Pop Shop	Completed	CDBG	\$6,949.46	\$6,949.46	\$0.00
			3934	SPUR Metro West	Completed	CDBG	\$5,569.26	\$5,569.26	\$0.00
			4037	SPUR Metro West	Completed	CDBG	\$19,812.28	\$19,812.28	\$0.00
		Project Total					\$382,852.42	\$382,852.42	\$0.00

U.S. Department of Housing and Urban Development
Office of Community Planning and Development
Integrated Disbursement and Information System
List of Activities By Program Year And Project
CINCINNATI,OH

DATE: 03-29-22
TIME: 15:15
PAGE: 109

Plan Year	IDIS Project	Project	IDIS Activity ID	Activity Name	Activity Status	Program	Funded Amount	Draw Amount	Balance
2011	7	Promote Business Development Opportunities	3004	Allied Construction Industries - Cincinnati Technical Support Center	Canceled	CDBG	\$0.00	\$0.00	\$0.00
			3006	Allied Construction Industries - Cincinnati Construction Technical Support Center	Completed	CDBG	\$4,996.00	\$4,996.00	\$0.00
			3007	Allied Construction Industries - Cincinnati Construction Technical Support Center	Completed	CDBG	\$20,804.00	\$20,804.00	\$0.00
			3008	Allied Construction Industries - Cincinnati Construction Technical Support Center	Completed	CDBG	\$65,479.50	\$65,479.50	\$0.00
			3009	Allied Construction Industries - Cincinnati Construction Technical Support Center	Completed	CDBG	\$56,996.45	\$56,996.45	\$0.00
			3010	Allied Construction Industries - Cincinnati Technical Support Center	Canceled	CDBG	\$0.00	\$0.00	\$0.00
			3011	Allied Construction Industries - Cincinnati Technical Support Center	Canceled	CDBG	\$0.00	\$0.00	\$0.00
			3012	Allied Construction Industries - Cincinnati Technical Support Center	Canceled	CDBG	\$0.00	\$0.00	\$0.00
			3023	CSBLF - Project Delivery Costs	Completed	CDBG	\$50,864.17	\$50,864.17	\$0.00
			3024	SBSTA DELIVERY COSTS	Completed	CDBG	\$144,537.14	\$144,537.14	\$0.00
			3026	CSBLF - MICROCITY LOAN FUND	Completed	CDBG	\$5,000.00	\$5,000.00	\$0.00
			3035	2011 CDBG Operating Support	Completed	CDBG	\$339,596.35	\$339,596.35	\$0.00
			3046	EITC OUTREACH AND FINANCIAL LITERACY	Canceled	CDBG	\$0.00	\$0.00	\$0.00
			3059	CORPORATION FOR FINDLAY MARKET (CFFM)	Completed	CDBG	\$585,000.00	\$585,000.00	\$0.00
			3099	Allied Construction Industries - Cincinnati Con Tech Support Center	Canceled	CDBG	\$0.00	\$0.00	\$0.00
			3101	Allied Construction Industries - Cincinnati Construction Technical Support Center	Completed	CDBG	\$34,772.40	\$34,772.40	\$0.00
			3122	CSBLF - MICROCITY LOAN FUND - Future Life Now, LLC	Completed	CDBG	\$35,000.00	\$35,000.00	\$0.00
			3123	CSBLF - MICROCITY LOAN FUND - Helping Hands Creative Childcare Center, LLC	Completed	CDBG	\$35,000.00	\$35,000.00	\$0.00
			3128	NEIGHBORHOOD CAPACITY BUILDING/Technical	Completed	CDBG	\$7,000.00	\$7,000.00	\$0.00
			3213	CSBLF - MicroCity Loan Fund - Bruce D. Robinson Design, Inc.	Completed	CDBG	\$35,000.00	\$35,000.00	\$0.00
			3280	CSBLF - MicroCity Loan Fund - Mazunte Taqueria, LLC	Completed	CDBG	\$46,737.86	\$46,737.86	\$0.00
			3539	GCMi Loan - Revolutionary Rotisserie 1 of 2	Completed	CDBG	\$17,397.97	\$17,397.97	\$0.00
			3678	Small Business Services - Greater Cincinnati Microenterprise Initiative (GCMi)	Completed	CDBG	\$2,536.71	\$2,536.71	\$0.00
			3705	Cedar Corridor Project - Rehab - WIN	Canceled	HOME	\$0.00	\$0.00	\$0.00
			3827	Operating Support for Community Development Corporations (CDC) 2016	Completed	CDBG	\$9,897.50	\$9,897.50	\$0.00
Project Total							\$1,496,616.05	\$1,496,616.05	\$0.00

U.S. Department of Housing and Urban Development
Office of Community Planning and Development
Integrated Disbursement and Information System
List of Activities By Program Year And Project
CINCINNATI,OH

DATE: 03-29-22
TIME: 15:15
PAGE: 110

Plan Year	IDIS Project	Project	IDIS Activity ID	Activity Name	Activity Status	Program	Funded Amount	Draw Amount	Balance
2011	8	Job Training, Placement Services, & Employment Opportunities	3056	Summer Youth Employment Program	Completed	CDBG	\$962,341.31	\$962,341.31	\$0.00
			3065	Small Business Technical Assistance -- GCMI	Completed	CDBG	\$52,936.18	\$52,936.18	\$0.00
			3127	BLUEPRINT FOR SUCCESS	Completed	CDBG	\$250,000.00	\$250,000.00	\$0.00
		Project Total					\$1,265,277.49	\$1,265,277.49	\$0.00
	9	Slum & Blight Elimination	3017	HAZARD ABATEMENT - DEMOLITION	Completed	CDBG	\$706,520.84	\$706,520.84	\$0.00
			3018	HAZARD ABATEMENT PROGRAM - BARRICADE Program	Completed	CDBG	\$293,479.16	\$293,479.16	\$0.00
			3019	CONCENTRATED CODE ENFORCEMENT	Completed	CDBG	\$575,000.00	\$575,000.00	\$0.00
			3049	Future Blooms 2011	Completed	CDBG	\$309,540.38	\$309,540.38	\$0.00
			3050	Mill Creek Greenway Restoration '11	Completed	CDBG	\$100,000.00	\$100,000.00	\$0.00
			3055	Historic Stabilization of Structures 2011	Completed	CDBG	\$350,000.00	\$350,000.00	\$0.00
			3071	Sale & Stabilization of 1429 Race	Completed	CDBG	\$300,000.00	\$300,000.00	\$0.00
			3126	LEAD HAZARD TESTING PROGRAM	Completed	CDBG	\$724,964.00	\$724,964.00	\$0.00
			3266	SPUR - 4909 Charlemer Drive	Completed	CDBG	\$111,959.86	\$111,959.86	\$0.00
			3305	LEAD HAZARD TESTING PROGRAM	Completed	CDBG	\$1,687.24	\$1,687.24	\$0.00
			4253	West Price Hill Commercial Development 4034 Glenway	Canceled	CDBG	\$0.00	\$0.00	\$0.00
		Project Total					\$3,473,151.48	\$3,473,151.48	\$0.00
	10	Service Facility Improvements	3113	Harriet Beecher Stowe House Renovation	Completed	CDBG	\$34,757.97	\$34,757.97	\$0.00
			3114	Lincoln-Gilbert/Walnut NBD	Completed	CDBG	\$14,109.85	\$14,109.85	\$0.00
		Project Total					\$48,867.82	\$48,867.82	\$0.00
	11	Citizen Safety	3045	DRUG ELIMINATION PROGRAM	Completed	CDBG	\$97,528.44	\$97,528.44	\$0.00
							\$97,528.44	\$97,528.44	\$0.00
	12	Planning, Administration & Debt Service	2998	SECTION 108 DEBT SERVICE - 2011	Completed	CDBG	\$542,899.00	\$542,899.00	\$0.00
			3000	GENERAL ADMINISTRATION AND PLANNING 11	Completed	CDBG	\$1,757,000.00	\$1,757,000.00	\$0.00
		Project Total					\$2,299,899.00	\$2,299,899.00	\$0.00
	13	Homeownership Housing Development	3021	3751 Boudinot Ave	Completed	HOME	\$49,752.34	\$49,752.34	\$0.00
			3028	HOUSING REPAIR SERVICES (formerly HMS)	Completed	CDBG	\$2,052,088.98	\$2,052,088.98	\$0.00
			3118	SHIP 4067 W Eighth Street	Completed	HOME	\$43,214.97	\$43,214.97	\$0.00
			3119	SHIP 923 Harris Ave	Completed	HOME	\$41,339.25	\$41,339.25	\$0.00
			3120	SHIP 1005 Fisk Ave	Completed	HOME	\$44,812.75	\$44,812.75	\$0.00
			3131	SFSF - 5738 Adelphi Street	Completed	HOME	\$47,301.76	\$47,301.76	\$0.00
		Project Total					\$2,278,510.05	\$2,278,510.05	\$0.00
	14	Rental Housing Development	3014	Anna Louise Inn	Completed	CDBG	\$0.00	\$0.00	\$0.00
						HOME	\$2,455,283.85	\$2,455,283.85	\$0.00
			3095	STRATEGIC HOUSING INITIATIVES PROGRAM	Completed	CDBG	\$29,576.46	\$29,576.46	\$0.00
			3117	North Rhine Heights	Completed	HOME	\$1,866,155.56	\$1,866,155.56	\$0.00
			3834	Abington Race and Pleasant AMFRP (6 of 6)	Completed	HOME	\$16,318.09	\$16,318.09	\$0.00
			3992	Bond Hill Roselawn Senior Housing (3 of 5)	Canceled	HOME	\$0.00	\$0.00	\$0.00

U.S. Department of Housing and Urban Development
Office of Community Planning and Development
Integrated Disbursement and Information System
List of Activities By Program Year And Project
CINCINNATI,OH

DATE: 03-29-22
TIME: 15:15
PAGE: 111

Plan Year	IDIS Project	Project	IDIS Activity ID	Activity Name	Activity Status	Program	Funded Amount	Draw Amount	Balance
2011	14	Project Total					\$4,367,333.96	\$4,367,333.96	\$0.00
	15	Homeownership Supportive Services	3013	ADDI PROGRAM	Completed	HOME	\$4,940.00	\$4,940.00	\$0.00
			3015	ADDI PROGRAM	Completed	HOME	\$6,074.60	\$6,074.60	\$0.00
			3016	ADDI PROGRAM	Completed	HOME	\$6,020.00	\$6,020.00	\$0.00
			3029	ADDI PROGRAM	Completed	HOME	\$2,255.00	\$2,255.00	\$0.00
			3033	ADDI PROGRAM	Completed	HOME	\$5,534.00	\$5,534.00	\$0.00
			3047	ADDI PROGRAM	Completed	HOME	\$7,070.00	\$7,070.00	\$0.00
			3048	ADDI PROGRAM	Completed	HOME	\$4,694.00	\$4,694.00	\$0.00
			3051	ADDI PROGRAM	Completed	HOME	\$6,380.00	\$6,380.00	\$0.00
			3054	ADDI PROGRAM	Completed	HOME	\$2,530.00	\$2,530.00	\$0.00
			3057	ADDI PROGRAM	Completed	HOME	\$5,259.24	\$5,259.24	\$0.00
			3058	ADDI PROGRAM	Completed	HOME	\$6,050.00	\$6,050.00	\$0.00
			3060	ADDI PROGRAM	Completed	HOME	\$5,388.50	\$5,388.50	\$0.00
			3061	ADDI PROGRAM	Completed	HOME	\$6,050.00	\$6,050.00	\$0.00
			3062	ADDI PROGRAM	Completed	HOME	\$5,375.00	\$5,375.00	\$0.00
			3063	ADDI PROGRAM	Completed	HOME	\$5,147.50	\$5,147.50	\$0.00
			3064	ADDI PROGRAM	Completed	HOME	\$6,886.25	\$6,886.25	\$0.00
			3067	ADDI PROGRAM	Completed	HOME	\$9,000.00	\$9,000.00	\$0.00
			3068	TAFT ROAD TOWNHOME DOWNPAYMENT ASSISTANCE	Completed	HOME	\$10,000.00	\$10,000.00	\$0.00
			3069	ADDI PROGRAM	Completed	HOME	\$6,335.00	\$6,335.00	\$0.00
			3070	ADDI PROGRAM	Completed	HOME	\$5,420.00	\$5,420.00	\$0.00
			3072	ADDI PROGRAM	Completed	HOME	\$8,865.00	\$8,865.00	\$0.00
			3073	ADDI PROGRAM	Completed	HOME	\$7,640.00	\$7,640.00	\$0.00
			3075	ADDI PROGRAM	Completed	HOME	\$5,900.00	\$5,900.00	\$0.00
			3076	ADDI PROGRAM	Completed	HOME	\$5,245.00	\$5,245.00	\$0.00
			3078	ADDI PROGRAM	Completed	HOME	\$4,694.00	\$4,694.00	\$0.00
			3079	ADDI PROGRAM	Completed	HOME	\$3,200.00	\$3,200.00	\$0.00
			3081	ADDI PROGRAM	Completed	HOME	\$3,100.00	\$3,100.00	\$0.00
			3082	ADDI PROGRAM	Completed	HOME	\$5,640.00	\$5,640.00	\$0.00
			3084	ADDI PROGRAM	Completed	HOME	\$3,680.00	\$3,680.00	\$0.00
			3085	ADDI PROGRAM	Completed	HOME	\$4,100.00	\$4,100.00	\$0.00
			3087	ADDI PROGRAM	Completed	HOME	\$6,800.00	\$6,800.00	\$0.00
			3088	ADDI PROGRAM	Completed	HOME	\$4,700.00	\$4,700.00	\$0.00
			3089	ADDI PROGRAM	Completed	HOME	\$6,450.00	\$6,450.00	\$0.00
			3090	ADDI PROGRAM	Completed	HOME	\$4,700.00	\$4,700.00	\$0.00
			3091	ADDI PROGRAM	Completed	HOME	\$7,850.00	\$7,850.00	\$0.00
			3092	ADDI PROGRAM	Completed	HOME	\$6,175.00	\$6,175.00	\$0.00
			3094	ADDI PROGRAM	Completed	HOME	\$4,092.00	\$4,092.00	\$0.00

U.S. Department of Housing and Urban Development
Office of Community Planning and Development
Integrated Disbursement and Information System
List of Activities By Program Year And Project
CINCINNATI,OH

DATE: 03-29-22
TIME: 15:15
PAGE: 112

Plan Year	IDIS Project	Project	IDIS Activity ID	Activity Name	Activity Status	Program	Funded Amount	Draw Amount	Balance
2011	15	Homeownership Supportive Services	3096	ADDI PROGRAM	Completed	HOME	\$5,245.00	\$5,245.00	\$0.00
			3097	ADDI PROGRAM	Completed	HOME	\$7,894.50	\$7,894.50	\$0.00
			3100	ADDI PROGRAM	Completed	HOME	\$6,435.00	\$6,435.00	\$0.00
			3102	ADDI PROGRAM	Completed	HOME	\$4,340.00	\$4,340.00	\$0.00
			3103	ADDI PROGRAM	Completed	HOME	\$6,520.00	\$6,520.00	\$0.00
			3104	ADDI PROGRAM	Completed	HOME	\$6,625.00	\$6,625.00	\$0.00
			3105	ADDI PROGRAM	Completed	HOME	\$3,425.00	\$3,425.00	\$0.00
			3106	ADDI PROGRAM	Completed	HOME	\$4,470.00	\$4,470.00	\$0.00
			3107	ADDI PROGRAM	Completed	HOME	\$5,591.00	\$5,591.00	\$0.00
			3116	ADDI PROGRAM	Completed	HOME	\$4,855.00	\$4,855.00	\$0.00
			3121	ADDI PROGRAM	Completed	HOME	\$6,500.00	\$6,500.00	\$0.00
		Project Total					\$271,140.59	\$271,140.59	\$0.00
	16	Renters Supportive Services	3098	TENANT BASED RENTAL ASSISTANCE	Completed	HOME	\$492,488.00	\$492,488.00	\$0.00
			3809	Code Enforcement Relocation	Canceled	CDBG	\$0.00	\$0.00	\$0.00
		Project Total					\$492,488.00	\$492,488.00	\$0.00
	17	Promote Business Development Opportunities	3108	NEIGH CAP BLDG & T/A - Working in Neighborhoods	Completed	HOME	\$36,000.00	\$36,000.00	\$0.00
			3109	NEIGH CAP BLDG & T/A - Cincinnati Housing Partners	Completed	HOME	\$36,000.00	\$36,000.00	\$0.00
			3110	NEIGH CAP BLDG & T/A - Cincinnati Northside Comm URC	Completed	HOME	\$6,670.00	\$6,670.00	\$0.00
			3111	NEIGH CAP BLDG & T/A - Cornerstone Corp for Shared Equity	Completed	HOME	\$24,000.00	\$24,000.00	\$0.00
			3112	NEIGH CAP BLDG & T/A - Over-the-Rhine Community Housing	Completed	HOME	\$22,922.32	\$22,922.32	\$0.00
			3866	Operating Support for Community Development Corporations (CDCs) 2017	Completed	CDBG	\$28,506.15	\$28,506.15	\$0.00
			3884	Operating Support for CHDO - Price Hill Will	Completed	HOME	\$2,132.68	\$2,132.68	\$0.00
		Project Total					\$156,231.15	\$156,231.15	\$0.00
	18	Job Placement, Placement Services & Employment Opportunities	3034	BLUEPRINT FOR SUCCESS - 2285 LOTH	Completed	HOME	\$183,957.54	\$183,957.54	\$0.00
							\$183,957.54	\$183,957.54	\$0.00
	19	Homeless Shelters & Other Homeless Housing	3052	Mt Airy Shelter Support	Completed	CDBG	\$198,439.84	\$198,439.84	\$0.00
			3204	Public Facilities and Improvements - Women's Shelter	Completed	CDBG	\$1,587,325.67	\$1,587,325.67	\$0.00
			3632	Public Facilities and Improvements - Men's Shelter	Completed	CDBG	\$10,144.53	\$10,144.53	\$0.00
		Project Total					\$1,795,910.04	\$1,795,910.04	\$0.00
	20	HOME PLanning, Admin & Debt Service	3001	HOME ADMINISTRATION 2011	Completed	HOME	\$270,471.00	\$270,471.00	\$0.00
							\$270,471.00	\$270,471.00	\$0.00
	21	ESG11 Cincinnati	3130	HESG ADMINISTRATION - 2011	Completed	HESG	\$66,741.00	\$66,741.00	\$0.00
			3134	Homeless Shelters	Completed	HESG	\$525,000.49	\$525,000.49	\$0.00
			3234	ESG11 Homeless Prevention - TBRA and HRSS	Completed	HESG	\$298,144.51	\$298,144.51	\$0.00

U.S. Department of Housing and Urban Development
Office of Community Planning and Development
Integrated Disbursement and Information System
List of Activities By Program Year And Project
CINCINNATI,OH

DATE: 03-29-22
TIME: 15:15
PAGE: 114

Plan Year	IDIS Project	Project	IDIS Activity ID	Activity Name	Activity Status	Program	Funded Amount	Draw Amount	Balance
2012	6	Project Total					\$22,107.00	\$22,107.00	\$0.00
		Homeownership Housing Development	3144	Housing Repair Services (formerly HMS) 1/1/12 to 7/30/12 only	Completed	CDBG	\$1,184,116.90	\$1,184,116.90	\$0.00
	7		3145	Emergency Mortgage Assistance 2012	Completed	CDBG	\$100,000.00	\$100,000.00	\$0.00
			3163	TAP - 3004 Boudinot Ave	Completed	HOME	\$30,000.00	\$30,000.00	\$0.00
			3164	TAP - 3732 Boudinot Ave	Completed	HOME	\$30,000.00	\$30,000.00	\$0.00
			3165	TAP - 4232 Colerain Ave	Completed	HOME	\$30,000.00	\$30,000.00	\$0.00
			3166	TAP - 2918 Mignon Ave	Completed	HOME	\$30,000.00	\$30,000.00	\$0.00
			3167	TAP - 3432 Millrich Ave	Completed	HOME	\$30,000.00	\$30,000.00	\$0.00
			3168	TAP - 2511 Chatham Street	Completed	HOME	\$30,000.00	\$30,000.00	\$0.00
			3169	TAP - 2513 Chatham Street	Completed	HOME	\$30,000.00	\$30,000.00	\$0.00
			3170	TAP - 2515 Chatham Street	Completed	HOME	\$30,000.00	\$30,000.00	\$0.00
			3171	TAP - 2517 Chatham Street	Completed	HOME	\$30,000.00	\$30,000.00	\$0.00
			3172	TAP - 5330 Owasco Street	Completed	HOME	\$30,000.00	\$30,000.00	\$0.00
			3244	NEP Homeowner Repair Program (CARE)	Completed	CDBG	\$215,549.00	\$215,549.00	\$0.00
			3253	Housing Repair Services 8/1/12 to 9/30/12	Completed	CDBG	\$134,365.06	\$134,365.06	\$0.00
			3254	Housing Repair Services 10/1/12 to 12/31/12	Completed	CDBG	\$490,462.11	\$490,462.11	\$0.00
			3255	Homeowner Rehab Loan Program Delivery Costs	Canceled	CDBG	\$0.00	\$0.00	\$0.00
			4310	DI - 1726 Minion	Canceled	HOME	\$0.00	\$0.00	\$0.00
		Project Total					\$2,424,493.07	\$2,424,493.07	\$0.00
	8	Rental Housing Development	3139	Rental Rehabilitation Program '12	Completed	CDBG	\$100,000.00	\$100,000.00	\$0.00
			3227	RRP - Abigail Apartments	Completed	HOME	\$582,618.02	\$582,618.02	\$0.00
			3231	Rental Rehab Program - Haddon Hall Senior Apartments	Completed	HOME	\$210,549.12	\$210,549.12	\$0.00
			3235	Rental Rehab Program - Alston Park	Completed	HOME	\$220,394.64	\$220,394.64	\$0.00
			3835	Abington Race and Pleasant AMFRP (1 of 6)	Completed	HOME	\$48,881.98	\$48,881.98	\$0.00
			3850	SHIP - South Block Strategic Housing 771 / 772 McMillan	Completed	CDBG	\$185,094.99	\$185,094.99	\$0.00
			3852	SHIP - South Block Strategic Housing 771 / 772 McMillan (Project Delivery)	Completed	CDBG	\$9,223.88	\$9,223.88	\$0.00
			4228	SHIP - Logan Towers PSH - Project Delivery	Completed	CDBG	\$7,024.49	\$7,024.49	\$0.00
			4295	SHIP Arts Apartments (Project Delivery) (6 of 6)	Open	CDBG	\$4,226.77	\$4,226.77	\$0.00
			4335	SHIP - 57 East Redevelopment - 57 East McMicken and 1662 Hamer	Completed	CDBG	\$1,951.17	\$1,951.17	\$0.00
		Project Total					\$1,369,965.06	\$1,369,965.06	\$0.00
	9	Renters Supportive Services	3140	SECT.8 TENANT COUNSELING & PLACEMENT	Completed	CDBG	\$47,500.00	\$47,500.00	\$0.00
			3181	CODE ENFORCEMENT RELOCATION 2012	Completed	CDBG	\$112,976.32	\$112,976.32	\$0.00
			3237	TENANT BASED RENTAL ASSISTANCE	Completed	HOME	\$400,000.00	\$400,000.00	\$0.00
		Project Total					\$560,476.32	\$560,476.32	\$0.00

U.S. Department of Housing and Urban Development
Office of Community Planning and Development
Integrated Disbursement and Information System
List of Activities By Program Year And Project
CINCINNATI,OH

DATE: 03-29-22
TIME: 15:15
PAGE: 115

Plan Year	IDIS Project	Project	IDIS Activity ID	Activity Name	Activity Status	Program	Funded Amount	Draw Amount	Balance
2012	10	Promote Fair Housing	3141	FAIR HOUSING SERVICES 2012	Completed	CDBG	\$185,000.00	\$185,000.00	\$0.00
		Project Total					\$185,000.00	\$185,000.00	\$0.00
	11	Promote Commercial & Industrial Development/Redevelopment	3157	NBD IMPROVEMENTS ADMIN - 2012	Completed	CDBG	\$143,876.59	\$143,876.59	\$0.00
			3176	College Hill South Public Lot	Completed	CDBG	\$312,013.45	\$312,013.45	\$0.00
			3180	Clifton Heights Phase II Streetscape Improvements	Completed	CDBG	\$373,827.33	\$373,827.33	\$0.00
			3184	Bond Hill NBD Gateway Signs	Completed	CDBG	\$18,894.02	\$18,894.02	\$0.00
			3185	Northside Parking Lots Improvements	Completed	CDBG	\$52,974.00	\$52,974.00	\$0.00
			3301	Findlay Market Area Redevelopment - Elder Street	Completed	CDBG	\$277,909.43	\$277,909.43	\$0.00
			3347	Bond Hill NBD Gateway Signs	Completed	CDBG	\$18,414.61	\$18,414.61	\$0.00
		Project Total					\$1,197,909.43	\$1,197,909.43	\$0.00
	12	Industrial Site Redevelopment/SPUR	3159	SPUR ADMIN 2012	Completed	CDBG	\$66,805.01	\$66,805.01	\$0.00
			3657	SPUR - Spring Grove Infrastructure Improvements	Completed	CDBG	\$355,285.56	\$355,285.56	\$0.00
		Project Total					\$422,090.57	\$422,090.57	\$0.00
	13	Promote Business Development Opportunities	3158	CSBLF - Project Delivery Costs 2012	Completed	CDBG	\$5,239.02	\$5,239.02	\$0.00
			3186	CSBLF - MICROCITY LOAN FUND	Completed	CDBG	\$9,991.33	\$9,991.33	\$0.00
			3187	SBSTA 2012 - GCM	Completed	CDBG	\$142,862.68	\$142,862.68	\$0.00
			3205	EITC OUTREACH AND FINANCIAL LITERACY	Canceled	CDBG	\$0.00	\$0.00	\$0.00
			3218	NEIGH CAP BLDG & T/A - Price Hill Will	Completed	HOME	\$13,747.00	\$13,747.00	\$0.00
			3219	NEIGH CAP BLDG & T/A - Cornerstone Corp for Shared Equity	Completed	HOME	\$10,309.99	\$10,309.99	\$0.00
			3220	NEIGH CAP BLDG & T/A - Working in Neighborhoods	Completed	HOME	\$22,862.00	\$22,862.00	\$0.00
			3221	NEIGH CAP BLDG & T/A - Cincinnati Housing Partners	Completed	HOME	\$15,794.55	\$15,794.55	\$0.00
			3222	NEIGH CAP BLDG & T/A - Cincinnati Northside Comm URC	Completed	HOME	\$13,403.00	\$13,403.00	\$0.00
			3223	NEIGH CAP BLDG & T/A - Over-the-Rhine Community Housing	Completed	HOME	\$22,337.82	\$22,337.82	\$0.00
			3304	EITC OUTREACH AND FINANCIAL LITERACY 2012	Completed	CDBG	\$1,945.00	\$1,945.00	\$0.00
		Project Total					\$258,492.39	\$258,492.39	\$0.00
	14	Job Training, Placement Services, & Employment Opportunities	3137	BLUEPRINT FOR SUCCESS - Job Training	Completed	CDBG	\$166,971.16	\$166,971.16	\$0.00
			3138	Summer Youth Employment Program	Completed	CDBG	\$941,023.26	\$941,023.26	\$0.00
		Project Total					\$1,107,994.42	\$1,107,994.42	\$0.00
	15	Slum & Blight Elimination	3148	Future Blooms 2012	Completed	CDBG	\$199,745.02	\$199,745.02	\$0.00
			3161	1700 Hughes Stabilization	Completed	CDBG	\$198,355.50	\$198,355.50	\$0.00
			3173	HAZARD ABATEMENT - DEMOLITION	Completed	CDBG	\$258,711.22	\$258,711.22	\$0.00
			3174	HAZARD ABATEMENT - BARRICADE	Completed	CDBG	\$423,440.31	\$423,440.31	\$0.00
			3175	CONCENTRATED CODE ENFORCEMENT	Completed	CDBG	\$575,000.00	\$575,000.00	\$0.00
			3182	Mill Creek Greenway Restoration '12	Canceled	CDBG	\$0.00	\$0.00	\$0.00
			3183	Historic Stabilization of Structures 2012	Completed	CDBG	\$235,542.09	\$235,542.09	\$0.00
			3190	Mill Creek Greenway Restoration '12	Completed	CDBG	\$85,000.00	\$85,000.00	\$0.00

U.S. Department of Housing and Urban Development
Office of Community Planning and Development
Integrated Disbursement and Information System
List of Activities By Program Year And Project
CINCINNATI,OH

DATE: 03-29-22
TIME: 15:15
PAGE: 116

Plan Year	IDIS Project	Project	IDIS Activity ID	Activity Name	Activity Status	Program	Funded Amount	Draw Amount	Balance
2012	15	Slum & Blight Elimination	3250	LEAD HAZARD TESTING PROGRAM	Completed	CDBG	\$595,000.00	\$595,000.00	\$0.00
			3252	24 W Elder Stabilization	Completed	CDBG	\$57,436.91	\$57,436.91	\$0.00
			3295	2648 Bellevue Stabilization	Completed	CDBG	\$1,572.50	\$1,572.50	\$0.00
			3422	24 W Elder Stabilization	Completed	CDBG	\$97,987.50	\$97,987.50	\$0.00
			4263	SHIP - Emergency Stabilization of 254 Mohawk	Completed	CDBG	\$20,000.00	\$20,000.00	\$0.00
			Project Total				\$2,747,791.05	\$2,747,791.05	\$0.00
	17	Citizen Safety	3188	DRUG ELIMINATION PROGRAM	Completed	CDBG	\$84,925.70	\$84,925.70	\$0.00
							\$84,925.70	\$84,925.70	\$0.00
	18	Planning, Administration & Debt Service	3199	SECTION 108 DEBT SERVICE - 2012	Completed	CDBG	\$552,624.33	\$552,624.33	\$0.00
			3226	GENERAL ADMINISTRATION AND PLANNING 12	Completed	CDBG	\$1,700,000.00	\$1,700,000.00	\$0.00
			Project Total				\$2,252,624.33	\$2,252,624.33	\$0.00
	19	Homeownership Supportive Services	3189	ADDI - 1539 Wittekind Ter	Completed	HOME	\$5,120.00	\$5,120.00	\$0.00
			3191	ADDI - 5036 W Eastwood Circle	Completed	HOME	\$4,900.00	\$4,900.00	\$0.00
			3192	ADDI - 2685 McKinley Avenue	Completed	HOME	\$3,825.00	\$3,825.00	\$0.00
			3193	ADDI - 64 Glenwood Avenue	Completed	HOME	\$3,220.00	\$3,220.00	\$0.00
			3194	ADDI - 1987 Wildoak Court	Completed	HOME	\$5,500.00	\$5,500.00	\$0.00
			3196	ADDI - 3127 Hanna Ave	Completed	HOME	\$3,420.00	\$3,420.00	\$0.00
			3198	ADDI - 1008 Towanda Terrace	Completed	HOME	\$4,212.50	\$4,212.50	\$0.00
			3206	ADDI - 1638 Cedar Ave	Canceled	HOME	\$0.00	\$0.00	\$0.00
			3208	ADDI - 120 Glenwood Ave	Completed	HOME	\$3,875.00	\$3,875.00	\$0.00
			3209	ADDI - 120 Glenwood Ave	Canceled	HOME	\$0.00	\$0.00	\$0.00
			3210	ADDI - 2865 Morningview Lane	Completed	HOME	\$4,100.00	\$4,100.00	\$0.00
			3211	ADDI - 1126 Alcliff Lane	Completed	HOME	\$3,875.00	\$3,875.00	\$0.00
			3214	ADDI - 7101 Gracely Ave	Completed	HOME	\$5,100.00	\$5,100.00	\$0.00
			3215	ADDI - 3420 Kensington Ave	Completed	HOME	\$3,337.75	\$3,337.75	\$0.00
			3224	ADDI - 1139 Wendover Court	Completed	HOME	\$3,995.00	\$3,995.00	\$0.00
			3225	ADDI - 3041 S. Hegry Circle	Completed	HOME	\$3,580.00	\$3,580.00	\$0.00
			3229	ADDI - 1451 Elkton Place	Completed	HOME	\$3,965.00	\$3,965.00	\$0.00
			3230	ADDI - 3509 Edgeview Drive	Completed	HOME	\$3,420.00	\$3,420.00	\$0.00
			3233	ADDI - 6605 Knottypine Drive	Completed	HOME	\$5,500.00	\$5,500.00	\$0.00
			3236	ADDI - 6911 Fairpark Avenue	Completed	HOME	\$2,723.00	\$2,723.00	\$0.00
			3241	ADDI - 2492 Fleetwood Avenue	Completed	HOME	\$3,800.00	\$3,800.00	\$0.00
			3242	ADDI - 1429 Bercliff Ave	Completed	HOME	\$3,460.00	\$3,460.00	\$0.00
			3243	ADDI - 3058 Veazey Ave	Completed	HOME	\$4,190.00	\$4,190.00	\$0.00
			3245	ADDI - 26 Ferndale Ave	Completed	HOME	\$3,750.00	\$3,750.00	\$0.00
			3246	ADDI - 106 W 69th Street	Completed	HOME	\$2,412.50	\$2,412.50	\$0.00
			3247	DPI - 2488 Kipling Ave	Completed	HOME	\$3,680.00	\$3,680.00	\$0.00
			3248	DI - 2954 Wardall Ave	Completed	HOME	\$3,540.00	\$3,540.00	\$0.00
			3249	DI - 6501 Merwin Avenue	Completed	HOME	\$3,540.00	\$3,540.00	\$0.00

U.S. Department of Housing and Urban Development
Office of Community Planning and Development
Integrated Disbursement and Information System
List of Activities By Program Year And Project
CINCINNATI,OH

DATE: 03-29-22
TIME: 15:15
PAGE: 117

Plan Year	IDIS Project	Project	IDIS Activity ID	Activity Name	Activity Status	Program	Funded Amount	Draw Amount	Balance
2012	19	Homeownership Supportive Services	3257	DI - 3145 West Tower Avenue	Completed	HOME	\$3,250.00	\$3,250.00	\$0.00
			3258	DI - 3636 Janlin Court	Completed	HOME	\$4,095.00	\$4,095.00	\$0.00
			3259	DI - 1097 Archland Drive	Completed	HOME	\$3,660.00	\$3,660.00	\$0.00
			3931	DI - 1050 Rutledge Ave	Completed	HOME	\$5,500.00	\$5,500.00	\$0.00
			3937	DI - 7917 Cherrywood Lane	Completed	HOME	\$4,096.00	\$4,096.00	\$0.00
			3952	DI - 5608 Colerain Avenue	Completed	HOME	\$4,483.00	\$4,483.00	\$0.00
			4059	DI - 1310 Cedar	Completed	HOME	\$3,000.00	\$3,000.00	\$0.00
			4063	DI - 1208 Cedar	Completed	HOME	\$3,000.00	\$3,000.00	\$0.00
		Project Total					\$133,124.75	\$133,124.75	\$0.00
	20	Promote Business Development Opportunities	3143	NEIGHBORHOOD CAPACITY BUILDING/Operating Support	Completed	CDBG	\$319,187.00	\$319,187.00	\$0.00
			3156	SBSTA DELIVERY COSTS 2012	Completed	CDBG	\$7,137.32	\$7,137.32	\$0.00
			3232	CORPORATION FOR FINDLAY MARKET (CFFM)	Completed	CDBG	\$497,250.00	\$497,250.00	\$0.00
			3885	Operating Support for CHDO - OTRCH	Completed	HOME	\$10,810.64	\$10,810.64	\$0.00
		Project Total					\$834,384.96	\$834,384.96	\$0.00
	22	Homeless Shelters & Other Homeless Housing	3177	Mt Airy Shelter Support	Completed	CDBG	\$170,000.00	\$170,000.00	\$0.00
	23	HOME PLanning, Admin & Debt Service		Project Total			\$170,000.00	\$170,000.00	\$0.00
			3135	HOME ADMINISTRATION 2012	Completed	HOME	\$235,220.00	\$235,220.00	\$0.00
			3136	HOME ADMINISTRATION	Canceled	HOME	\$0.00	\$0.00	\$0.00
		Project Total					\$235,220.00	\$235,220.00	\$0.00
	24	ESG12 Cincinnati	3216	ESG12 Shelter	Completed	HESG	\$453,829.63	\$453,829.63	\$0.00
			3217	ESG12 Homeless Prevention	Completed	HESG	\$487,516.37	\$487,516.37	\$0.00
			3239	HESG ADMINISTRATION - 2012	Completed	HESG	\$76,325.00	\$76,325.00	\$0.00
		Project Total					\$1,017,671.00	\$1,017,671.00	\$0.00
	Program Total					CDBG	\$11,744,438.54	\$11,744,438.54	\$0.00
						HESG	\$1,017,671.00	\$1,017,671.00	\$0.00
						HOME	\$2,240,053.51	\$2,240,053.51	\$0.00
						HOPWA	\$724,241.26	\$724,241.26	\$0.00
	2012 Total						\$15,726,404.31	\$15,726,404.31	\$0.00
2013	1	Strategic Housing Initiatives Program	3373	SHIP - Catherine Booth Residence (1 of 2)	Completed	HOME	\$155,737.50	\$155,737.50	\$0.00
			3374	SHIP - Catherine Booth Residence (2 of 2)	Completed	HOME	\$350,000.00	\$350,000.00	\$0.00
			4034	SHIP College Hill Doll House and Dow Corner	Completed	CDBG	\$167.76	\$167.76	\$0.00
			4076	SHIP College Hill Doll House and Dow Corner	Completed	CDBG	\$228,119.01	\$228,119.01	\$0.00
		Project Total					\$734,024.27	\$734,024.27	\$0.00
	2	Neighborhood Business District Improvement Program	3288	1617 Hoffner St Community Garden	Completed	CDBG	\$79,602.99	\$79,602.99	\$0.00
			3291	NBD IMPROVEMENTS ADMIN - 2013	Completed	CDBG	\$147,061.39	\$147,061.39	\$0.00
			3359	St Lawrence Corner Public Square	Completed	CDBG	\$228,667.37	\$228,667.37	\$0.00
			3477	NBDIP - Short Vine Facade Phase II - Corryville	Completed	CDBG	\$134,788.74	\$134,788.74	\$0.00

U.S. Department of Housing and Urban Development
Office of Community Planning and Development
Integrated Disbursement and Information System
List of Activities By Program Year And Project
CINCINNATI,OH

DATE: 03-29-22
TIME: 15:15
PAGE: 118

Plan Year	IDIS Project	Project	IDIS Activity ID	Activity Name	Activity Status	Program	Funded Amount	Draw Amount	Balance	
2013	2	Neighborhood Business District Improvement Program	3532	Avondale Connection Community and Business Center	Completed	CDBG	\$177,932.40	\$177,932.40	\$0.00	
			3536	Avondale Connection Community and Business Center	Completed	CDBG	\$472,970.00	\$472,970.00	\$0.00	
			3673	NBDIP East Price Hill Tot Lot Redevelopment	Canceled	CDBG	\$0.00	\$0.00	\$0.00	
			3841	College Hill South Public Lot	Completed	CDBG	\$31,382.93	\$31,382.93	\$0.00	
			3863	NBDIP - Acquisition/Stabilization of 1740 Brewster Phase 1	Completed	CDBG	\$8,430.36	\$8,430.36	\$0.00	
			3912	NBDIP Short Vine LaRosa's Pocket Park - Corryville	Completed	CDBG	\$4,285.48	\$4,285.48	\$0.00	
			4118	Main Street Lighting and Treescape	Completed	CDBG	\$8,983.75	\$8,983.75	\$0.00	
			4150	College Hill NBD Facade Improvement Program	Completed	CDBG	\$544.08	\$544.08	\$0.00	
			4151	NBDIP - Acq/Rehab 4024 Hamilton	Completed	CDBG	\$302.54	\$302.54	\$0.00	
			4152	NBDIP Short Vine Kiosks	Canceled	CDBG	\$0.00	\$0.00	\$0.00	
			4198	NBDIP - Northside Pole and Banner Restorations	Canceled	CDBG	\$0.00	\$0.00	\$0.00	
			4217	NBDIP - Bogart's Parking Lot Improvement	Completed	CDBG	\$96,523.01	\$96,523.01	\$0.00	
			4230	NBDIP East Price Hill Olden Tot Lot Redevelopment Phase 2	Completed	CDBG	\$971.01	\$971.01	\$0.00	
			Project Total							\$1,392,446.05
	3	Hazard Abatement Program	3314	Bright Sites 2013 - Site Work	Completed	CDBG	\$100,188.51	\$100,188.51	\$0.00	
			3324	Bright Sites 2013 - Job Training	Completed	CDBG	\$100,000.00	\$100,000.00	\$0.00	
			3332	HAZARD ABATEMENT - DEMOLITION 2013	Completed	CDBG	\$95,504.50	\$95,504.50	\$0.00	
			3333	Hazard Abatement - Barricade 2013	Completed	CDBG	\$131,548.59	\$131,548.59	\$0.00	
			3398	Hazard Abatement-Demolition 2013	Completed	CDBG	\$288,005.10	\$288,005.10	\$0.00	
			3399	Hazard Abatement Barricade 2013	Completed	CDBG	\$311,806.39	\$311,806.39	\$0.00	
			Project Total							\$1,027,053.09
	4	Mill Creek Greenway Restoration	3281	Mill Creek Greenway Restoration '13	Completed	CDBG	\$85,000.00	\$85,000.00	\$0.00	
			3479	Mill Creek Greenway Restoration '14	Completed	CDBG	\$74,100.00	\$74,100.00	\$0.00	
			Project Total							\$159,100.00
	5	Historic Stabilization of Structures	3357	Historic Stabilization of Structures 2013	Completed	CDBG	\$220,000.00	\$220,000.00	\$0.00	
	Project Total							\$220,000.00	\$220,000.00	\$0.00
	6	Future Blooms	3296	Future Blooms 2013	Completed	CDBG	\$185,000.00	\$185,000.00	\$0.00	
	Project Total							\$185,000.00	\$185,000.00	\$0.00
	7	Earned Income Tax Credit and Financial Literacy	3261	EITC OUTREACH AND FINANCIAL LITERACY	Completed	CDBG	\$1,234.25	\$1,234.25	\$0.00	
	Project Total							\$1,234.25	\$1,234.25	\$0.00
	8	Summer Youth Employment Program	3325	Summer Youth Employment Program 2013	Completed	CDBG	\$916,933.14	\$916,933.14	\$0.00	
	Project Total							\$916,933.14	\$916,933.14	\$0.00
	9	Blueprint for Success	3286	BLUEPRINT FOR SUCCESS - Job Training	Completed	CDBG	\$237,910.00	\$237,910.00	\$0.00	
	Project Total							\$237,910.00	\$237,910.00	\$0.00
	10	Lead Hazard Testing Program	3356	LEAD HAZARD TESTING PROGRAM 2013	Completed	CDBG	\$510,000.00	\$510,000.00	\$0.00	
	Project Total							\$510,000.00	\$510,000.00	\$0.00

U.S. Department of Housing and Urban Development
Office of Community Planning and Development
Integrated Disbursement and Information System
List of Activities By Program Year And Project
CINCINNATI,OH

DATE: 03-29-22
TIME: 15:15
PAGE: 119

Plan Year	IDIS Project	Project	IDIS Activity ID	Activity Name	Activity Status	Program	Funded Amount	Draw Amount	Balance
2013	11	Drug Elimination Program	3197	DRUG ELIMINATION PROGRAM	Completed	CDBG	\$85,000.00	\$85,000.00	\$0.00
		Project Total					\$85,000.00	\$85,000.00	\$0.00
	12	Fair Housing Services	3289	FAIR HOUSING SERVICES 2013	Completed	CDBG	\$185,000.00	\$185,000.00	\$0.00
		Project Total					\$185,000.00	\$185,000.00	\$0.00
	13	Downpayment Initiative	3256	DI - 2355 Van Luenen Dr	Completed	HOME	\$3,800.00	\$3,800.00	\$0.00
			3265	DI - 1853 Blackstone Place	Completed	HOME	\$2,885.00	\$2,885.00	\$0.00
			3272	DI - 3347 Robinet Dr	Completed	HOME	\$3,087.50	\$3,087.50	\$0.00
			3297	DI - 3244 Epworth Avenue	Completed	HOME	\$4,500.00	\$4,500.00	\$0.00
			3298	DI - 3581 Fieldcrest Dr	Completed	HOME	\$5,445.00	\$5,445.00	\$0.00
			3335	DI - 3157 Penrose Pl	Completed	HOME	\$5,420.00	\$5,420.00	\$0.00
			3337	DI - 1716 Highland Ave 1	Completed	HOME	\$4,451.00	\$4,451.00	\$0.00
			3343	DI - 1553 Reid Ave	Completed	HOME	\$4,140.00	\$4,140.00	\$0.00
			3344	DI - 2932 Feltz Ave	Completed	HOME	\$3,700.00	\$3,700.00	\$0.00
			3345	DI - 1746 Tuxworth Ave	Completed	HOME	\$3,340.00	\$3,340.00	\$0.00
			3346	DI - 4441 Darrow Ave	Completed	HOME	\$2,385.00	\$2,385.00	\$0.00
			3348	DI - 1723 Tuxworth Ave	Completed	HOME	\$3,645.50	\$3,645.50	\$0.00
			3349	DI - 967 Venetian Terrace	Completed	HOME	\$5,000.00	\$5,000.00	\$0.00
			3350	DI - 1081 Wionna Ave	Completed	HOME	\$4,482.50	\$4,482.50	\$0.00
			3351	DI - 2832 Marshall Ave	Canceled	HOME	\$0.00	\$0.00	\$0.00
			3352	DI - 6034 Kennedy Av	Canceled	HOME	\$0.00	\$0.00	\$0.00
			3353	DI - 2847 Cypress Way	Completed	HOME	\$3,040.00	\$3,040.00	\$0.00
			3371	DI - 3322 Felicity Dr	Completed	HOME	\$3,425.00	\$3,425.00	\$0.00
			3372	DI - 1847 Garden Ln	Completed	HOME	\$3,900.00	\$3,900.00	\$0.00
			3375	DI - 2833 Lawndale Ave	Completed	HOME	\$3,300.00	\$3,300.00	\$0.00
			3376	DI - 1186 Morado Dr	Completed	HOME	\$4,230.50	\$4,230.50	\$0.00
			3379	DI - 1324 Apjones Street	Completed	HOME	\$5,500.00	\$5,500.00	\$0.00
			3388	DI - 4507 Circle Ave	Completed	HOME	\$3,200.00	\$3,200.00	\$0.00
			3389	DI - 7021 Fairpark Ave	Completed	HOME	\$4,062.50	\$4,062.50	\$0.00
			3391	DI - 3024 Epworth Ave	Completed	HOME	\$3,870.50	\$3,870.50	\$0.00
			3395	DI - 3222 Day Ct	Completed	HOME	\$3,740.00	\$3,740.00	\$0.00
			3396	DI - 1011 Woodbriar Ln	Completed	HOME	\$4,545.00	\$4,545.00	\$0.00
			3397	DI - 3062 Veazey Ave	Completed	HOME	\$4,675.00	\$4,675.00	\$0.00
			3400	DI - 1435 Corvallis Ave	Completed	HOME	\$4,620.00	\$4,620.00	\$0.00
			3401	DI - 1515 Marlowe Ave	Completed	HOME	\$2,100.00	\$2,100.00	\$0.00
			3402	DI - 2515 Meyerhill Dr	Completed	HOME	\$5,500.00	\$5,500.00	\$0.00
			3403	DI - 2908 Hoadly Ct	Completed	HOME	\$2,574.50	\$2,574.50	\$0.00
			3404	DI - 4202 W 8th St	Completed	HOME	\$4,640.00	\$4,640.00	\$0.00
			3405	DI - 3735 Llewellyn Ave	Completed	HOME	\$2,345.00	\$2,345.00	\$0.00
			3413	DI - 1918 Catalina Ave	Completed	HOME	\$3,500.00	\$3,500.00	\$0.00

U.S. Department of Housing and Urban Development
Office of Community Planning and Development
Integrated Disbursement and Information System
List of Activities By Program Year And Project
CINCINNATI,OH

DATE: 03-29-22
TIME: 15:15
PAGE: 120

Plan Year	IDIS Project	Project	IDIS Activity ID	Activity Name	Activity Status	Program	Funded Amount	Draw Amount	Balance
2013	13	Downpayment Initiative	3416	DI - 1170 Cherevilla Ln	Completed	HOME	\$3,100.00	\$3,100.00	\$0.00
			3423	DI - 3068 N Hegry Cir	Completed	HOME	\$2,940.00	\$2,940.00	\$0.00
			3425	DI - 1430 Covedale Av	Completed	HOME	\$3,870.50	\$3,870.50	\$0.00
			3426	DI - 2485 Aldermont Ct	Completed	HOME	\$4,104.04	\$4,104.04	\$0.00
			3981	DI - 2922 Glenway Avenue	Completed	HOME	\$3,600.00	\$3,600.00	\$0.00
			3984	DI - 1030 Towanda	Completed	HOME	\$5,000.00	\$5,000.00	\$0.00
			3987	DI - 3429 Muddy Creek Road	Completed	HOME	\$3,420.00	\$3,420.00	\$0.00
			3988	DI - 3030 West Tower	Completed	HOME	\$4,250.00	\$4,250.00	\$0.00
			3989	DI - 1163 Coronado	Completed	HOME	\$3,583.00	\$3,583.00	\$0.00
			3995	DI - 4720 Embrett	Completed	HOME	\$4,500.00	\$4,500.00	\$0.00
			4003	DI - 1831 Garden	Completed	HOME	\$3,420.00	\$3,420.00	\$0.00
			4023	DI - 3247 Midden	Completed	HOME	\$4,545.00	\$4,545.00	\$0.00
			4035	DI - 3963 Standish	Completed	HOME	\$4,600.00	\$4,600.00	\$0.00
			4041	DI - 3479 Stathem	Completed	HOME	\$4,600.00	\$4,600.00	\$0.00
			4057	DI - 5743 Colerain	Completed	HOME	\$4,540.00	\$4,540.00	\$0.00
			4069	DI - 1072 Albany	Canceled	HOME	\$0.00	\$0.00	\$0.00
		Project Total					\$189,122.04	\$189,122.04	\$0.00
	14	Rental Rehabilitation Program	3303	RRP - Beasley Place	Completed	HOME	\$769,995.63	\$769,995.63	\$0.00
			3334	Rental Rehabilitation Program '13	Completed	CDBG	\$100,000.00	\$100,000.00	\$0.00
			3537	RRP - Roselawn Renaissance	Canceled	HOME	\$0.00	\$0.00	\$0.00
			3648	RRP - Cutter Street Apartments	Completed	HOME	\$1,321,638.97	\$1,321,638.97	\$0.00
			3836	Abington Race and Pleasant AMFRP (2 of 6)	Completed	HOME	\$250,004.37	\$250,004.37	\$0.00
		Project Total					\$2,441,638.97	\$2,441,638.97	\$0.00
	15	Homeless to Homes Permanent Supportive Housing	3753	Homeless to Homes Permanent Supportive Housing - Chapel Street Apartments	Completed	HOME	\$132,367.42	\$132,367.42	\$0.00
		Project Total					\$132,367.42	\$132,367.42	\$0.00
	16	Center for Respite Care	3279	HOPWA - Center for Respite Care 2013 Supportive Services	Completed	HOPWA	\$32,000.00	\$32,000.00	\$0.00
		Project Total					\$32,000.00	\$32,000.00	\$0.00
	25	Strategic Program for Urban Redevelopment	3292	SPUR ADMIN 2013	Completed	CDBG	\$295,126.86	\$295,126.86	\$0.00
			4224	SPUR Metro West	Completed	CDBG	\$10,785.99	\$10,785.99	\$0.00
			4300	C&I - Stagecraft Redevelopment Project (1 of 3)	Open	CDBG	\$175,000.00	\$175,000.00	\$0.00
		Project Total					\$480,912.85	\$480,912.85	\$0.00
	26	Small Business Services and Technical Assistance	3293	GCM I Admin 2013	Completed	CDBG	\$15,669.65	\$15,669.65	\$0.00
			3294	CSBLF - Project Delivery Costs 2013	Completed	CDBG	\$33,439.48	\$33,439.48	\$0.00
			3300	SBSTA 2013 - GCM I	Completed	CDBG	\$140,144.61	\$140,144.61	\$0.00
		Project Total					\$189,253.74	\$189,253.74	\$0.00
	27	Small Business Loan Fund	3320	SBLF - GCM I Loans	Completed	CDBG	\$69,100.00	\$69,100.00	\$0.00
			3338	GCM I Loan - Growler Shop	Completed	CDBG	\$13,914.29	\$13,914.29	\$0.00

U.S. Department of Housing and Urban Development
Office of Community Planning and Development
Integrated Disbursement and Information System
List of Activities By Program Year And Project
CINCINNATI,OH

DATE: 03-29-22
TIME: 15:15
PAGE: 121

Plan Year	IDIS Project	Project	IDIS Activity ID	Activity Name	Activity Status	Program	Funded Amount	Draw Amount	Balance
2013	27	Small Business Loan Fund	3562	GCMI Loan - Revolutionary Rotisserie 2 of 2	Completed	CDBG	\$17,602.03	\$17,602.03	\$0.00
			3640	CSBLF - MicroCity Loan Fund - Nove Home and Body Decor, LLC	Completed	CDBG	\$24,000.00	\$24,000.00	\$0.00
			3652	CSBLF - MicroCity Loan Fund - Skinny Piggy Kombucha	Canceled	CDBG	\$0.00	\$0.00	\$0.00
			3677	Small Business Services - Greater Cincinnati Microenterprise Initiative (GCMI)	Completed	CDBG	\$11,044.20	\$11,044.20	\$0.00
		Project Total					\$135,660.52	\$135,660.52	\$0.00
	28	Corporation for Findlay Market	3299	FINDLAY MARKET - Nonprofit Capacity Building	Completed	CDBG	\$497,250.00	\$497,250.00	\$0.00
							\$497,250.00	\$497,250.00	\$0.00
	29	Northern Kentucky Independent District Health	3360	HOPWA - No KY Ind District Health 2013 STRMU	Completed	HOPWA	\$142,848.00	\$142,848.00	\$0.00
							\$142,848.00	\$142,848.00	\$0.00
	30	Caracole House	3267	HOPWA - CARACOLE HOUSE 2013 Supporting Services	Completed	HOPWA	\$74,762.00	\$74,762.00	\$0.00
			3268	HOPWA - CARACOLE HOUSE 2013 Operating Support	Completed	HOPWA	\$211,729.00	\$211,729.00	\$0.00
			3269	HOPWA - CARACOLE 2013 Permanent Housing Placement	Completed	HOPWA	\$127,505.47	\$127,505.47	\$0.00
			3270	HOPWA - CARACOLE 2013 STRMU	Completed	HOPWA	\$102,079.00	\$102,079.00	\$0.00
			3271	HOPWA - CARACOLE 2013 TBRA	Completed	HOPWA	\$22,312.23	\$22,312.23	\$0.00
		Project Total					\$538,387.70	\$538,387.70	\$0.00
	31	Housing Repair Services	3263	Housing Repair Services January 2013 ONLY	Completed	CDBG	\$111,698.52	\$111,698.52	\$0.00
			3277	Housing Repair Services APRIL 2013 ONLY	Completed	CDBG	\$150,159.95	\$150,159.95	\$0.00
			3315	Housing Repair Services February 2013 ONLY	Completed	CDBG	\$203,538.36	\$203,538.36	\$0.00
			3316	Housing Repair Services March 2013 ONLY	Completed	CDBG	\$182,621.64	\$182,621.64	\$0.00
			3321	Housing Repair Services MAY 2013 ONLY	Completed	CDBG	\$142,900.01	\$142,900.01	\$0.00
			3322	Housing Repair Services JUNE 2013 ONLY	Completed	CDBG	\$156,795.07	\$156,795.07	\$0.00
			3380	Housing Repair Services JULY 2013 ONLY	Completed	CDBG	\$119,698.98	\$119,698.98	\$0.00
			3381	Housing Repair Services AUGUST 2013 ONLY	Completed	CDBG	\$123,058.00	\$123,058.00	\$0.00
			3382	Housing Repair Services September 2013 ONLY	Completed	CDBG	\$108,942.34	\$108,942.34	\$0.00
			3383	Housing Repair Services October 2013 ONLY	Completed	CDBG	\$117,749.16	\$117,749.16	\$0.00
			3384	Housing Repair Services NOVEMBER 2013 ONLY	Completed	CDBG	\$119,978.31	\$119,978.31	\$0.00
			3385	Housing Repair Services DECEMBER 2013 ONLY	Completed	CDBG	\$331,536.01	\$331,536.01	\$0.00
			3412	Housing Repair Services Project Delivery Costs for 2013	Completed	CDBG	\$16,055.93	\$16,055.93	\$0.00
			3481	Housing Repair Services Project Delivery Costs for 2014	Completed	CDBG	\$47,911.02	\$47,911.02	\$0.00
			4002	Housing Repair Services 2018 January	Canceled	CDBG	\$0.00	\$0.00	\$0.00
			4010	Housing Repair Services 2018 January	Completed	CDBG	\$83,944.76	\$83,944.76	\$0.00
			4058	Housing Repair Services 2018 February	Completed	CDBG	\$87,030.34	\$87,030.34	\$0.00
			4070	Housing Repair Services 2018 March	Completed	CDBG	\$50,329.29	\$50,329.29	\$0.00

U.S. Department of Housing and Urban Development
Office of Community Planning and Development
Integrated Disbursement and Information System
List of Activities By Program Year And Project
CINCINNATI,OH

DATE: 03-29-22
TIME: 15:15
PAGE: 122

Plan Year	IDIS Project	Project	IDIS Activity ID	Activity Name	Activity Status	Program	Funded Amount	Draw Amount	Balance
2013	31	Housing Repair Services	4079	Housing Repair Services 2018 April	Completed	CDBG	\$27,906.60	\$27,906.60	\$0.00
		Project Total					\$2,181,854.29	\$2,181,854.29	\$0.00
	32	Emergency Mortgage Assistance Program	3341	Emergency Mortgage Assistance 2013 - Counseling Services	Completed	CDBG	\$45,000.00	\$45,000.00	\$0.00
			3358	Emergency Mortgage Assistance 2013 - Subsistence Payments	Completed	CDBG	\$50,000.00	\$50,000.00	\$0.00
			3636	Emergency Mortgage Assistance 2015 - Counseling Services (C)	Completed	CDBG	\$5,000.00	\$5,000.00	\$0.00
		Project Total					\$100,000.00	\$100,000.00	\$0.00
	33	Code Enforcement Relocation	3342	CODE ENFORCEMENT RELOCATION 2013	Completed	CDBG	\$50,000.00	\$50,000.00	\$0.00
		Project Total					\$50,000.00	\$50,000.00	\$0.00
	34	Concentrated Code Enforcement	3336	CONCENTRATED CODE ENFORCEMENT	Completed	CDBG	\$575,000.00	\$575,000.00	\$0.00
		Project Total					\$575,000.00	\$575,000.00	\$0.00
	36	Tenant Representation	3290	TENANT REPRESENTATION 2013	Completed	CDBG	\$150,000.00	\$150,000.00	\$0.00
		Project Total					\$150,000.00	\$150,000.00	\$0.00
	37	Tenant Based Rental Assistance	3378	Tenant Based Rental Assistance (TBRA)	Completed	HOME	\$365,161.64	\$365,161.64	\$0.00
		Project Total					\$365,161.64	\$365,161.64	\$0.00
	38	Single Family Homeownership Development	3302	SHIP 1103 Rutledge Ave	Completed	HOME	\$50,600.00	\$50,600.00	\$0.00
			3306	Single Family HO - 3446 Hallwood Place	Completed	HOME	\$27,500.00	\$27,500.00	\$0.00
			3307	3442 Hallwood Avenue	Completed	HOME	\$27,500.00	\$27,500.00	\$0.00
			3308	Single Family HO - 3438 Hallwood Place	Completed	HOME	\$27,500.00	\$27,500.00	\$0.00
			3309	Single Family HO - 3436 Larona Ave	Completed	HOME	\$27,500.00	\$27,500.00	\$0.00
			3310	3434 Larona Ave	Completed	HOME	\$27,500.00	\$27,500.00	\$0.00
			3311	3432 Larona Ave	Completed	HOME	\$27,500.00	\$27,500.00	\$0.00
			3312	Single Family HO - 3428 Larona Ave	Completed	HOME	\$27,500.00	\$27,500.00	\$0.00
			3313	Single Family HO - 6421 Desmond Street	Completed	HOME	\$27,500.00	\$27,500.00	\$0.00
			3317	SFSF - 4267 Fergus Street	Completed	HOME	\$42,063.00	\$42,063.00	\$0.00
			3318	SFSF - 1549 Ambrose Ave	Completed	HOME	\$51,875.00	\$51,875.00	\$0.00
			3319	SFSF - 1301 Cedar Ave	Completed	HOME	\$51,725.00	\$51,725.00	\$0.00
			3608	TAP - 1125 Myrtle Avenue	Completed	HOME	\$22,000.00	\$22,000.00	\$0.00
			3609	TAP - 2887 Losantiville Avenue	Completed	HOME	\$22,000.00	\$22,000.00	\$0.00
			4220	Single Family HO - Habitat For Humanity '17 New Construction	Canceled	HOME	\$0.00	\$0.00	\$0.00
		Project Total					\$460,263.00	\$460,263.00	\$0.00
	39	Section 8 Mobility Program	3262	Section 8 Mobility Program '13	Completed	CDBG	\$47,500.00	\$47,500.00	\$0.00
		Project Total					\$47,500.00	\$47,500.00	\$0.00
	40	Neighborhood Capacity and Technical Assistance	3276	NEIGHBORHOOD CAPACITY BUILDING/Operating Support	Completed	CDBG	\$287,313.68	\$287,313.68	\$0.00

U.S. Department of Housing and Urban Development
Office of Community Planning and Development
Integrated Disbursement and Information System
List of Activities By Program Year And Project
CINCINNATI,OH

DATE: 03-29-22
TIME: 15:15
PAGE: 123

Plan Year	IDIS Project	Project	IDIS Activity ID	Activity Name	Activity Status	Program	Funded Amount	Draw Amount	Balance
2013	40	Neighborhood Capacity and Technical Assistance	3326	NEIGH CAP BLDG & T/A - Over-the-Rhine Community Housing	Completed	HOME	\$22,812.10	\$22,812.10	\$0.00
			3327	NEIGH CAP BLDG & T/A - Cincinnati Northside Comm URC	Completed	HOME	\$15,208.06	\$15,208.06	\$0.00
			3328	NEIGH CAP BLDG & T/A - Walnut Hills Redevelopment Fdtn	Completed	HOME	\$14,327.73	\$14,327.73	\$0.00
			3329	NEIGH CAP BLDG & T/A - Working in Neighborhoods	Completed	HOME	\$19,631.95	\$19,631.95	\$0.00
			3330	NEIGH CAP BLDG & T/A - Cornerstone Corp for Shared Equity	Completed	HOME	\$15,208.06	\$15,208.06	\$0.00
			3331	NEIGH CAP BLDG & T/A - Price Hill Will	Completed	HOME	\$22,812.10	\$22,812.10	\$0.00
			3828	Operating Support for Community Development Corporations (CDCs) 2016	Canceled	CDBG	\$0.00	\$0.00	\$0.00
			3867	Operating Support for Community Development Corporations (CDCs) 2017	Completed	CDBG	\$32,686.32	\$32,686.32	\$0.00
		Project Total					\$430,000.00	\$430,000.00	\$0.00
	41	Homeless Shelters & Homelessness Prevention	3274	ESG13 Shelter	Completed	HESG	\$450,000.00	\$450,000.00	\$0.00
			3368	HESG ADMINISTRATION - 2013	Completed	HESG	\$60,846.00	\$60,846.00	\$0.00
			3465	ESG13 Homeless Prevention	Completed	HESG	\$300,438.00	\$300,438.00	\$0.00
		Project Total					\$811,284.00	\$811,284.00	\$0.00
	42	Homeowner Rehab Loan Program	3264	Homeowner Rehab Loan Program Delivery Costs	Completed	CDBG	\$30,606.13	\$30,606.13	\$0.00
			3339	Homeowner Rehab Loan Program Delivery Costs	Completed	CDBG	\$40,000.00	\$40,000.00	\$0.00
			3340	Homeowner Rehab Loan Program Delivery Costs	Completed	CDBG	\$94,753.85	\$94,753.85	\$0.00
			3354	Homeowner Rehab Loan Program Delivery Costs	Completed	CDBG	\$9,393.87	\$9,393.87	\$0.00
		Project Total					\$174,753.85	\$174,753.85	\$0.00
	43	Financial and Credit Union Services	3323	Financial Literacy Program - Smart Money	Completed	CDBG	\$74,217.70	\$74,217.70	\$0.00
		Project Total					\$74,217.70	\$74,217.70	\$0.00
	44	Administration	3278	HOME ADMINISTRATION 2013	Completed	HOME	\$224,522.00	\$224,522.00	\$0.00
			3367	HOPWA ADMINISTRATION COSTS - 2013	Completed	HOPWA	\$19,083.00	\$19,083.00	\$0.00
			3369	GENERAL ADMINISTRATION AND PLANNING 13	Completed	CDBG	\$2,558,152.02	\$2,558,152.02	\$0.00
			3377	SECTION 108 DEBT SERVICE - 2013	Completed	CDBG	\$561,146.50	\$561,146.50	\$0.00
		Project Total					\$3,362,903.52	\$3,362,903.52	\$0.00
	45	Infrastructure Improvements	3275	Stetson Square Phase "i" Streetscape Improvement	Completed	CDBG	\$326,117.44	\$326,117.44	\$0.00
			3658	SPUR - Spring Grove Infrastructure Improvements	Completed	CDBG	\$255,564.37	\$255,564.37	\$0.00
		Project Total					\$581,681.81	\$581,681.81	\$0.00
						CDBG	\$13,925,346.58	\$13,925,346.58	\$0.00
						HESG	\$811,284.00	\$811,284.00	\$0.00
						HOME	\$4,328,812.57	\$4,328,812.57	\$0.00
						HOPWA	\$732,318.70	\$732,318.70	\$0.00
	Program Total						\$19,797,761.85	\$19,797,761.85	\$0.00
	2013 Total						\$19,797,761.85	\$19,797,761.85	\$0.00

U.S. Department of Housing and Urban Development
Office of Community Planning and Development
Integrated Disbursement and Information System
List of Activities By Program Year And Project
CINCINNATI,OH

DATE: 03-29-22
TIME: 15:15
PAGE: 124

Plan Year	IDIS Project	Project	IDIS Activity ID	Activity Name	Activity Status	Program	Funded Amount	Draw Amount	Balance
2014	1	Compliance Assistance Repairs for the Elderly (CARE)	3433	Compliance Assistance and Repairs for the Elderly (CARE) 2014	Completed	CDBG	\$131,245.00	\$131,245.00	\$0.00
		Project Total					\$131,245.00	\$131,245.00	\$0.00
	2	Single Family Homeownership Development	3370	SFSF - 2552 Homestead Place	Completed	HOME	\$52,882.52	\$52,882.52	\$0.00
			3435	TAP - 2922 Westbrook Drive	Completed	HOME	\$22,000.00	\$22,000.00	\$0.00
			3436	TAP - 2264 Kipling Ave	Completed	HOME	\$22,000.00	\$22,000.00	\$0.00
			3437	TAP - 2270 Kipling Ave	Completed	HOME	\$22,000.00	\$22,000.00	\$0.00
			3438	TAP - 4112 Azalea Ave	Completed	HOME	\$22,000.00	\$22,000.00	\$0.00
			3439	TAP - 4121 Chambers St	Completed	HOME	\$22,000.00	\$22,000.00	\$0.00
			3440	TAP - 4123 Chambers St	Canceled	HOME	\$0.00	\$0.00	\$0.00
			3441	TAP - 1615 Otte Ave	Completed	HOME	\$22,000.00	\$22,000.00	\$0.00
			3442	TAP - 2694 Firtree Ct	Completed	HOME	\$22,000.00	\$22,000.00	\$0.00
			3443	TAP - 852a Hutchins Ave	Canceled	HOME	\$0.00	\$0.00	\$0.00
			3444	TAP - 852b Hutchins Ave	Canceled	HOME	\$0.00	\$0.00	\$0.00
			3445	4118 Lakeman	Completed	HOME	\$60,963.78	\$60,963.78	\$0.00
			3548	Single Family HO - 1699 Ashbrook Drive	Completed	HOME	\$22,000.00	\$22,000.00	\$0.00
			3549	Single Family HO - 1532 Beech Ave	Completed	HOME	\$22,000.00	\$22,000.00	\$0.00
			3550	Single Family HO - 1534 Beech Ave	Completed	HOME	\$22,000.00	\$22,000.00	\$0.00
			3551	Single Family HO - 1536 Beech Ave	Completed	HOME	\$22,000.00	\$22,000.00	\$0.00
			3552	Single Family HO - 6700 Britton Ave	Canceled	HOME	\$0.00	\$0.00	\$0.00
			3553	Single Family HO - 1055 Wells Ave	Completed	HOME	\$20,000.00	\$20,000.00	\$0.00
			3554	Single Family HO - 1057 Wells Ave	Completed	HOME	\$22,000.00	\$22,000.00	\$0.00
			3555	Single Family HO - 1620 Hopple St	Completed	HOME	\$22,000.00	\$22,000.00	\$0.00
			3556	Single Family HO - 1622 Hopple St	Completed	HOME	\$22,000.00	\$22,000.00	\$0.00
			3557	Single Family HO - 1509 California Ave	Completed	HOME	\$22,000.00	\$22,000.00	\$0.00
		Project Total					\$463,846.30	\$463,846.30	\$0.00
	3	Rental Rehabilitation Program	3431	Rental Rehabilitation Program '14	Completed	CDBG	\$100,000.00	\$100,000.00	\$0.00
			3837	Abington Race and Pleasant AMFRP (3 of 6)	Completed	HOME	\$52,579.26	\$52,579.26	\$0.00
		Project Total					\$152,579.26	\$152,579.26	\$0.00
	4	Downpayment Initiative	3450	ADDI - Homebuyer Counseling 2014	Canceled	HOME	\$0.00	\$0.00	\$0.00
			3456	DI - 1953 Rockland Av	Completed	HOME	\$3,200.00	\$3,200.00	\$0.00
			3457	DI - 4845 Prosperity Pl	Canceled	HOME	\$0.00	\$0.00	\$0.00
			3460	DI - 604 East Epworth Ave	Completed	HOME	\$3,850.00	\$3,850.00	\$0.00
			3461	DI - 3307 Felicity Dr	Completed	HOME	\$3,425.00	\$3,425.00	\$0.00
			3466	DI - 1518 Corvallis Ave	Completed	HOME	\$5,225.00	\$5,225.00	\$0.00
			3467	DI - 3271 Pickbury Dr	Completed	HOME	\$5,500.00	\$5,500.00	\$0.00
			3470	DI - 5955 Monticello Av	Completed	HOME	\$4,500.00	\$4,500.00	\$0.00
			3472	DI - 2650 Pancoast Av	Completed	HOME	\$3,340.00	\$3,340.00	\$0.00
			3473	DI - 965 Seibel Ln	Completed	HOME	\$4,375.00	\$4,375.00	\$0.00

U.S. Department of Housing and Urban Development
Office of Community Planning and Development
Integrated Disbursement and Information System
List of Activities By Program Year And Project
CINCINNATI,OH

DATE: 03-29-22
TIME: 15:15
PAGE: 125

Plan Year	IDIS Project	Project	IDIS Activity ID	Activity Name	Activity Status	Program	Funded Amount	Draw Amount	Balance
2014	4	Downpayment Initiative	3474	DI - 1873 Sunwalk Dr	Completed	HOME	\$5,500.00	\$5,500.00	\$0.00
			3475	DI - 753 Clanora Dr	Completed	HOME	\$5,500.00	\$5,500.00	\$0.00
			3476	DI - 705 S Fred Shuttlesworth Cir	Canceled	HOME	\$0.00	\$0.00	\$0.00
			3491	DI - 1449 Larrywood Ln	Completed	HOME	\$3,595.50	\$3,595.50	\$0.00
			3492	DI - 5746 Nahant Ave	Completed	HOME	\$4,455.50	\$4,455.50	\$0.00
			3511	DI - 5864 Pameleen Ct	Completed	HOME	\$3,840.00	\$3,840.00	\$0.00
			3515	DI - 2439 Elderberry Ct	Completed	HOME	\$4,300.00	\$4,300.00	\$0.00
			3516	DI - 4820 Doberrer Ave	Completed	HOME	\$4,860.00	\$4,860.00	\$0.00
			3519	DI - 3130 Celeron Av	Completed	HOME	\$4,250.00	\$4,250.00	\$0.00
			3520	DI - 3497 Craig Ave	Completed	HOME	\$4,175.00	\$4,175.00	\$0.00
			3521	DI - 6103 Sunridge Dr	Completed	HOME	\$4,250.00	\$4,250.00	\$0.00
			3522	DI - 3068 Westwood Northern Blvd	Completed	HOME	\$4,100.00	\$4,100.00	\$0.00
			3525	DI - 4952 Shirley Pl	Completed	HOME	\$2,700.00	\$2,700.00	\$0.00
			3527	DI - 1012 Fisk Av	Completed	HOME	\$3,745.00	\$3,745.00	\$0.00
			3528	DI - 2646 Gracewood Ave	Completed	HOME	\$3,100.00	\$3,100.00	\$0.00
			3531	DI - 6698 Buckingham Pl	Completed	HOME	\$3,652.00	\$3,652.00	\$0.00
			3538	DI - 3446 Brotherton Rd	Completed	HOME	\$4,300.25	\$4,300.25	\$0.00
			3540	ADDI - 2653 Gracewood Avenue	Completed	HOME	\$3,896.00	\$3,896.00	\$0.00
			3541	ADDI - 750 Pedretti Avenue	Completed	HOME	\$4,325.00	\$4,325.00	\$0.00
			3542	ADDI - 3382 Parkcrest Lane	Completed	HOME	\$4,880.00	\$4,880.00	\$0.00
			3543	ADDI - 2817 LaFeuille Avenue	Completed	HOME	\$4,475.00	\$4,475.00	\$0.00
			3544	ADDI - 1817 Fairmount Avenue	Completed	HOME	\$2,450.00	\$2,450.00	\$0.00
			3545	DI - 1206 Coronado Ave	Completed	HOME	\$3,987.50	\$3,987.50	\$0.00
			3563	DI - 4213 Mad Anthony St	Completed	HOME	\$4,420.00	\$4,420.00	\$0.00
			3567	DI - 2615 Kathleen Ct	Completed	HOME	\$4,220.00	\$4,220.00	\$0.00
			3576	DI - 5515 Goldenrod Dr	Completed	HOME	\$3,500.00	\$3,500.00	\$0.00
			3580	DI - 2655 OCOSTA AVENUE	Completed	HOME	\$3,794.00	\$3,794.00	\$0.00
			3586	DI - 3731 BORDEN STREET	Completed	HOME	\$3,300.00	\$3,300.00	\$0.00
			3587	DI - 1565 SPRINGLAWN AVE	Completed	HOME	\$5,500.00	\$5,500.00	\$0.00
			3588	DI - 3947 STANDISH AVE	Completed	HOME	\$3,816.00	\$3,816.00	\$0.00
			3589	DI - 3268 LAKEVIEW AVE	Completed	HOME	\$3,500.00	\$3,500.00	\$0.00
			3590	DI - 4264 LANGLAND ST	Completed	HOME	\$5,500.00	\$5,500.00	\$0.00
			3591	DI - 258 MYSTIC AVE	Completed	HOME	\$3,900.00	\$3,900.00	\$0.00
			3592	DI - 1861 Blackstone Pl	Completed	HOME	\$5,460.00	\$5,460.00	\$0.00
			3593	DI - 1506 ELKTON PL	Completed	HOME	\$3,860.00	\$3,860.00	\$0.00
			3612	DI - 1141 JENNIE LN	Completed	HOME	\$4,100.00	\$4,100.00	\$0.00
			3613	DI - 6114 KINGSFORD DR	Completed	HOME	\$3,580.00	\$3,580.00	\$0.00
			3615	DI - 1138 ALCLIFF LN	Completed	HOME	\$5,500.00	\$5,500.00	\$0.00
			3616	DI - 5531 KIPLINGTON DR	Completed	HOME	\$4,496.00	\$4,496.00	\$0.00

U.S. Department of Housing and Urban Development
Office of Community Planning and Development
Integrated Disbursement and Information System
List of Activities By Program Year And Project
CINCINNATI,OH

DATE: 03-29-22
TIME: 15:15
PAGE: 126

Plan Year	IDIS Project	Project	IDIS Activity ID	Activity Name	Activity Status	Program	Funded Amount	Draw Amount	Balance
2014	4	Downpayment Initiative	3618	DI - 997 COVEDALE AVE	Completed	HOME	\$4,095.50	\$4,095.50	\$0.00
			3620	DI - 6553 OAK KNOLL DR	Completed	HOME	\$4,460.00	\$4,460.00	\$0.00
			3621	DI - 2908 WEST TOWER AVE	Completed	HOME	\$4,700.00	\$4,700.00	\$0.00
			3622	DI - 1551 Ruth Avenue	Completed	HOME	\$4,495.00	\$4,495.00	\$0.00
			3623	DI - 3439 LOCUST LN	Completed	HOME	\$4,100.00	\$4,100.00	\$0.00
			3624	DI - 3118 HANNA AV	Completed	HOME	\$5,496.00	\$5,496.00	\$0.00
			3625	DI - 1931 DALEWOOD PL	Completed	HOME	\$3,335.00	\$3,335.00	\$0.00
			3633	DI - 114 NANSEN ST	Completed	HOME	\$3,569.00	\$3,569.00	\$0.00
			3638	DI - 1213 DELIQUIA DR	Completed	HOME	\$5,380.00	\$5,380.00	\$0.00
			3639	DI - 4515 LUCERNE AV	Completed	HOME	\$5,500.00	\$5,500.00	\$0.00
			3641	DI - 930 SEIBEL LN	Completed	HOME	\$3,980.00	\$3,980.00	\$0.00
			3642	DI - 1101 CLEARBROOK DR	Completed	HOME	\$5,500.00	\$5,500.00	\$0.00
			3643	DI - 6329 COFFEY ST	Canceled	HOME	\$0.00	\$0.00	\$0.00
			3644	DI - 6126 HEMPWOOD AV	Completed	HOME	\$4,950.00	\$4,950.00	\$0.00
			3645	DI - 1115 RUTLEDGE AV	Completed	HOME	\$3,220.00	\$3,220.00	\$0.00
			3646	DI - 738 WILBUD DR	Completed	HOME	\$3,216.00	\$3,216.00	\$0.00
			3647	DI - 5626 BUTTERCUP LN	Canceled	HOME	\$0.00	\$0.00	\$0.00
			3649	DI - 1724 BERKLEY AV	Completed	HOME	\$3,980.00	\$3,980.00	\$0.00
			3650	DI - 1716 Highland Avenue 2	Completed	HOME	\$4,780.00	\$4,780.00	\$0.00
			3659	DI - 1551 Ruth Avenue	Canceled	HOME	\$0.00	\$0.00	\$0.00
			3664	DI - 21 DE CAMP AVE	Completed	HOME	\$3,500.00	\$3,500.00	\$0.00
			3665	DI - 4742 HOWARD AVE	Completed	HOME	\$3,660.00	\$3,660.00	\$0.00
			3666	DI - 224 TWAIN AVE	Completed	HOME	\$5,100.00	\$5,100.00	\$0.00
			3667	DI - 1718 TUXWORTH AVE	Canceled	HOME	\$0.00	\$0.00	\$0.00
			3680	DI - 288 OAKMONT	Completed	HOME	\$3,995.00	\$3,995.00	\$0.00
			3681	DI - 1024 WOODBRIAR	Completed	HOME	\$4,145.00	\$4,145.00	\$0.00
			3682	DI - 1719 NORTHCUTT	Completed	HOME	\$3,300.00	\$3,300.00	\$0.00
			3683	DI - 5310 PONDEROSA	Completed	HOME	\$5,495.00	\$5,495.00	\$0.00
			3684	DI - 787 E MITCHELL	Completed	HOME	\$3,740.00	\$3,740.00	\$0.00
			3685	DI - 5295 FOX	Completed	HOME	\$5,500.00	\$5,500.00	\$0.00
			3688	DI - 6934 MERWIN	Completed	HOME	\$4,220.00	\$4,220.00	\$0.00
			3689	DI - 2618 MORNINGDALE	Completed	HOME	\$5,296.00	\$5,296.00	\$0.00
			3690	DI - 4367 KIRBY	Completed	HOME	\$2,904.60	\$2,904.60	\$0.00
			3696	DI - 5978 Waldway Lane	Completed	HOME	\$2,996.00	\$2,996.00	\$0.00
			3697	DI - 1406 BOYD ST	Completed	HOME	\$3,600.00	\$3,600.00	\$0.00
			3698	DI - 257 W NORTH BEND	Completed	HOME	\$2,250.00	\$2,250.00	\$0.00
			3700	DI - 1611 JONATHAN	Completed	HOME	\$3,400.00	\$3,400.00	\$0.00
			3701	DI - 1970 Avonlea	Completed	HOME	\$3,240.00	\$3,240.00	\$0.00
			3702	DI - 2362 MARYLAND	Completed	HOME	\$3,447.50	\$3,447.50	\$0.00

U.S. Department of Housing and Urban Development
Office of Community Planning and Development
Integrated Disbursement and Information System
List of Activities By Program Year And Project
CINCINNATI,OH

DATE: 03-29-22
TIME: 15:15
PAGE: 127

Plan Year	IDIS Project	Project	IDIS Activity ID	Activity Name	Activity Status	Program	Funded Amount	Draw Amount	Balance
2014	4	Downpayment Initiative	3703	DI - 1427 ELKTON	Canceled	HOME	\$0.00	\$0.00	\$0.00
			3719	DI - 1802 GARDEN LN	Completed	HOME	\$4,571.00	\$4,571.00	\$0.00
			3722	DI - 1623 DESALES LN	Completed	HOME	\$3,000.00	\$3,000.00	\$0.00
			3736	DI - 6616 S. OAK KNOLL DR	Completed	HOME	\$4,117.50	\$4,117.50	\$0.00
			3737	DI - 2889 MORNINGVIEW LN	Completed	HOME	\$5,500.00	\$5,500.00	\$0.00
			3738	DI - 1137 JENNIE LN	Completed	HOME	\$3,400.00	\$3,400.00	\$0.00
			3740	DI - 2940 FELTZ AVE	Completed	HOME	\$4,320.00	\$4,320.00	\$0.00
			3751	DI - 1054 BENZ AV	Completed	HOME	\$3,896.00	\$3,896.00	\$0.00
			3752	DI - 6209 BONA VISTA	Completed	HOME	\$5,000.00	\$5,000.00	\$0.00
			3754	DI - 6508 DALY RD	Completed	HOME	\$4,245.00	\$4,245.00	\$0.00
			3759	DI - 6856 HOME CITY AV	Completed	HOME	\$4,005.00	\$4,005.00	\$0.00
			3760	DI - 5016 WILLNET DR	Completed	HOME	\$4,625.00	\$4,625.00	\$0.00
			3761	DI - 1109 Glenna Drive	Completed	HOME	\$5,225.00	\$5,225.00	\$0.00
			3773	DI - 960 EDGETREE LN	Completed	HOME	\$4,167.50	\$4,167.50	\$0.00
			3774	DI - 7608 YORKSHIRE PL	Completed	HOME	\$4,000.00	\$4,000.00	\$0.00
			3775	DI - 3374 HANNA AVENUE	Canceled	HOME	\$0.00	\$0.00	\$0.00
			3776	DI - 4919 HEUWERTH AVE	Completed	HOME	\$5,500.00	\$5,500.00	\$0.00
			3780	DI - 3822 IBERIS AV	Completed	HOME	\$2,750.00	\$2,750.00	\$0.00
			3784	DI - 3309 Broadwell	Completed	HOME	\$3,875.00	\$3,875.00	\$0.00
			3844	DI - 1122 Woody Lane	Completed	HOME	\$4,316.00	\$4,316.00	\$0.00
			3845	DI - 5757 Adelphi St	Canceled	HOME	\$0.00	\$0.00	\$0.00
			3929	DI - 1435 Yarmouth Ave	Completed	HOME	\$2,885.00	\$2,885.00	\$0.00
		Project Total					\$416,141.35	\$416,141.35	\$0.00
	5	Tenant Based Rental Assistance	3454	Tenant Based Rental Assistance (TBRA)	Completed	HOME	\$328,560.61	\$328,560.61	\$0.00
		Project Total					\$328,560.61	\$328,560.61	\$0.00
	6	Neighborhood Capacity and Technical Assistance	3390	NEIGHBORHOOD CAPACITY BUILDING/Operating Support	Completed	CDBG	\$319,445.27	\$319,445.27	\$0.00
			3446	NEIGH CAP BLDG & T/A - Walnut Hills Redevelopment Fdtn	Completed	HOME	\$10,740.27	\$10,740.27	\$0.00
			3447	NEIGH CAP BLDG & T/A - Price Hill Will	Completed	HOME	\$17,416.70	\$17,416.70	\$0.00
			3448	NEIGH CAP BLDG & T/A - Cornerstone Corp for Shared Equity	Completed	HOME	\$11,611.14	\$11,611.14	\$0.00
			3449	NEIGH CAP BLDG & T/A - Working in Neighborhoods	Completed	HOME	\$13,892.05	\$13,892.05	\$0.00
			3451	NEIGH CAP BLDG & T/A - Cincinnati Northside Comm URC	Completed	HOME	\$11,610.94	\$11,610.94	\$0.00
			3452	NEIGH CAP BLDG & T/A - Over-the-Rhine Community Housing	Completed	HOME	\$17,416.00	\$17,416.00	\$0.00
			3453	Rental Rehab Projects Relocation 2014	Canceled	HOME	\$0.00	\$0.00	\$0.00
			3619	NEIGH CAP BLDG & T/A - Working in Neighborhoods	Canceled	HOME	\$0.00	\$0.00	\$0.00

U.S. Department of Housing and Urban Development
Office of Community Planning and Development
Integrated Disbursement and Information System
List of Activities By Program Year And Project
CINCINNATI,OH

DATE: 03-29-22
TIME: 15:15
PAGE: 128

Plan Year	IDIS Project	Project	IDIS Activity ID	Activity Name	Activity Status	Program	Funded Amount	Draw Amount	Balance
2014	6	Neighborhood Capacity and Technical Assistance	3679	NEIGH CAP BLDG & T/A - Working in Neighborhoods (2015)	Completed	HOME	\$7,542.90	\$7,542.90	\$0.00
			3712	NEIGH CAP BLDG & T/A - Working in Neighborhoods (2014)	Completed	HOME	\$375.10	\$375.10	\$0.00
			3868	Operating Support for Community Development Corporations (CDCs) 2017	Completed	CDBG	\$554.73	\$554.73	\$0.00
		Project Total					\$410,605.10	\$410,605.10	\$0.00
	8	Strategic Housing Initiatives Program	3386	3007 Montclair - SHIP '14	Completed	HOME	\$52,052.93	\$52,052.93	\$0.00
			3434	SHIP 1017 Fisk Ave	Completed	HOME	\$50,375.00	\$50,375.00	\$0.00
			3462	Broadway Square - Project Delivery	Completed	CDBG	\$4,034.65	\$4,034.65	\$0.00
			3480	SHIP - Pendleton Single Family Housing	Completed	CDBG	\$188,372.76	\$188,372.76	\$0.00
			3709	SHIP - Single Family Support Fund - 787 Sedam Street	Completed	HOME	\$52,847.38	\$52,847.38	\$0.00
			3993	Bond Hill Roselawn Senior Housing (4 of 5)	Canceled	HOME	\$0.00	\$0.00	\$0.00
			3994	Bond Hill Roselawn Senior Housing (2 of 3)	Completed	HOME	\$4,974.22	\$4,974.22	\$0.00
			4077	SHIP College Hill Doll House and Dow Corner	Open	CDBG	\$245,238.37	\$245,238.37	\$0.00
			4256	SHIP Arts Apartments (1 of 6)	Open	CDBG	\$175,318.07	\$175,318.07	\$0.00
		Project Total					\$773,213.38	\$773,213.38	\$0.00
	9	Administration	3411	HOME ADMINISTRATION 2014	Completed	HOME	\$312,524.54	\$312,524.54	\$0.00
			3414	GENERAL ADMINISTRATION AND PLANNING 14	Completed	CDBG	\$2,375,685.13	\$2,375,685.13	\$0.00
			3432	RRP - Walnut Court	Completed	HOME	\$527,697.74	\$527,697.74	\$0.00
			3485	HOPWA ADMINISTRATION COSTS - 2014	Completed	HOPWA	\$31,759.00	\$31,759.00	\$0.00
			3523	HOME ADMINISTRATION 2009	Completed	HOME	\$14,026.42	\$14,026.42	\$0.00
		Project Total					\$3,261,692.83	\$3,261,692.83	\$0.00
	10	Homeless Shelters & Homelessness Prevention	3429	ESG Shelters 2014	Completed	HESG	\$415,324.24	\$415,324.24	\$0.00
			3524	HESG ADMINISTRATION - 2014	Completed	HESG	\$68,698.43	\$68,698.43	\$0.00
			3526	ESG14 Homeless Prevention	Completed	HESG	\$431,956.33	\$431,956.33	\$0.00
		Project Total					\$915,979.00	\$915,979.00	\$0.00
	11	Homeowner Rehab Loan Program	3482	Homeowner Rehab Loan Program	Completed	CDBG	\$39,207.05	\$39,207.05	\$0.00
		Project Total					\$39,207.05	\$39,207.05	\$0.00
	12	Housing Repair Services	3410	Housing Repair Services January 2014 ONLY	Completed	CDBG	\$69,090.26	\$69,090.26	\$0.00
			3430	Housing Repair Services February 2014 ONLY	Completed	CDBG	\$173,597.30	\$173,597.30	\$0.00
			3455	Housing Repair Services March 2014 ONLY	Completed	CDBG	\$110,273.38	\$110,273.38	\$0.00
			3463	Housing Repair Services April 2014 ONLY	Completed	CDBG	\$104,395.85	\$104,395.85	\$0.00
			3478	Housing Repair Services May 2014 ONLY	Completed	CDBG	\$196,993.12	\$196,993.12	\$0.00
			3490	Housing Repair Services June 2014 ONLY	Completed	CDBG	\$125,292.36	\$125,292.36	\$0.00
			3512	Housing Repair Services July 2014 ONLY	Completed	CDBG	\$136,031.09	\$136,031.09	\$0.00
			3513	Housing Repair Services August 2014 ONLY	Completed	CDBG	\$142,100.49	\$142,100.49	\$0.00
			3517	Housing Repair Services September 2014 ONLY	Completed	CDBG	\$160,217.46	\$160,217.46	\$0.00
			3518	Housing Repair Services October 2014 ONLY	Completed	CDBG	\$227,321.09	\$227,321.09	\$0.00

U.S. Department of Housing and Urban Development
Office of Community Planning and Development
Integrated Disbursement and Information System
List of Activities By Program Year And Project
CINCINNATI,OH

DATE: 03-29-22
TIME: 15:15
PAGE: 129

Plan Year	IDIS Project	Project	IDIS Activity ID	Activity Name	Activity Status	Program	Funded Amount	Draw Amount	Balance
2014	12	Housing Repair Services	3529	Housing Repair Services NOVEMBER 2014 ONLY	Completed	CDBG	\$197,790.41	\$197,790.41	\$0.00
			3530	Housing Repair Services Dec 2014 ONLY	Completed	CDBG	\$201,529.78	\$201,529.78	\$0.00
			3582	Housing Repair Services Project Delivery Costs for 2015	Completed	CDBG	\$24,052.40	\$24,052.40	\$0.00
		Project Total					\$1,868,684.99	\$1,868,684.99	\$0.00
	13	Emergency Mortgage Assistance Program	3415	Emergency Mortgage Assistance 2014 - Counseling Services	Completed	CDBG	\$68,778.00	\$68,778.00	\$0.00
			3585	Emergency Mortgage Assistance 2015 - Project Delivery (A)	Completed	CDBG	\$538.49	\$538.49	\$0.00
			3635	Emergency Mortgage Assistance 2015 - Counseling Services (B)	Completed	CDBG	\$28,683.51	\$28,683.51	\$0.00
		Project Total					\$98,000.00	\$98,000.00	\$0.00
	14	Code Enforcement Relocation	3417	CODE ENFORCEMENT RELOCATION deliverable	Completed	CDBG	\$37,358.51	\$37,358.51	\$0.00
			3427	CODE ENFORCEMENT RELOCATION 2014	Completed	CDBG	\$100,000.00	\$100,000.00	\$0.00
		Project Total					\$137,358.51	\$137,358.51	\$0.00
	15	Tenant Representation	3142	TENANT REPRESENTATION 2014	Completed	CDBG	\$150,000.00	\$150,000.00	\$0.00
			3394	TENANT REPRESENTATION 2014	Completed	CDBG	\$147,000.00	\$147,000.00	\$0.00
		Project Total					\$297,000.00	\$297,000.00	\$0.00
	16	Section 8 Mobility Program	3393	Section 8 Mobility Program 2014	Completed	CDBG	\$40,375.00	\$40,375.00	\$0.00
							\$40,375.00	\$40,375.00	\$0.00
	17	Fair Housing Services	3392	FAIR HOUSING SERVICES 2014	Completed	CDBG	\$167,060.00	\$167,060.00	\$0.00
							\$167,060.00	\$167,060.00	\$0.00
	18	Neighborhood Business District Improvement Program	3282	NBD - Reading, Rockdale and Forest Streetscape Improvements	Completed	CDBG	\$272,473.31	\$272,473.31	\$0.00
			3283	NBD - Reading, Rockdale and Forest Streetscape Improvements	Completed	CDBG	\$1,540.80	\$1,540.80	\$0.00
			3287	Avondale Gateway at Hauck Botanical Gardens Design	Completed	CDBG	\$684.13	\$684.13	\$0.00
			3488	5 Points Alley Improvement Project	Completed	CDBG	\$77,679.00	\$77,679.00	\$0.00
			3493	College Hill NBD Facade Improvement Program	Completed	CDBG	\$128,135.95	\$128,135.95	\$0.00
			3494	College Hill NBD Facade - 5844 Hamilton Ave	Canceled	CDBG	\$0.00	\$0.00	\$0.00
			3495	College Hill NBD Facade - 5846 Hamilton Ave	Canceled	CDBG	\$0.00	\$0.00	\$0.00
			3499	College Hill NBD Facade - 5915 Hamilton Ave	Canceled	CDBG	\$0.00	\$0.00	\$0.00
			3500	College Hill NBD Facade - 5924 Hamilton Ave	Canceled	CDBG	\$0.00	\$0.00	\$0.00
			3501	College Hill NBD Facade - 6040 Hamilton Ave	Canceled	CDBG	\$0.00	\$0.00	\$0.00
			3502	College Hill NBD Facade - 6106 Hamilton Ave	Canceled	CDBG	\$0.00	\$0.00	\$0.00
			3503	College Hill NBD Facade - 6110 Hamilton Ave	Canceled	CDBG	\$0.00	\$0.00	\$0.00
			3504	College Hill NBD Facade - 6120 Hamilton Ave	Canceled	CDBG	\$0.00	\$0.00	\$0.00
			3505	College Hill NBD Facade - 6122 Hamilton Ave	Canceled	CDBG	\$0.00	\$0.00	\$0.00
			3506	College Hill NBD Facade - 6128 Hamilton Ave	Canceled	CDBG	\$0.00	\$0.00	\$0.00

U.S. Department of Housing and Urban Development
Office of Community Planning and Development
Integrated Disbursement and Information System
List of Activities By Program Year And Project
CINCINNATI,OH

DATE: 03-29-22
TIME: 15:15
PAGE: 130

Plan Year	IDIS Project	Project	IDIS Activity ID	Activity Name	Activity Status	Program	Funded Amount	Draw Amount	Balance
2014	18	Neighborhood Business District Improvement Program	3507	Northside NBD Parking Lot Improvements	Completed	CDBG	\$60,000.00	\$60,000.00	\$0.00
			3508	Northside NBD - Hobart Ave Improvements	Completed	CDBG	\$19,399.61	\$19,399.61	\$0.00
			3509	Clifton Merchants Parking Lot Way Finding Project	Completed	CDBG	\$21,706.05	\$21,706.05	\$0.00
			3510	Main Street Lighting and Treescape	Completed	CDBG	\$225,678.58	\$225,678.58	\$0.00
			3546	NBDIP - 917 State Ave	Completed	CDBG	\$133,429.48	\$133,429.48	\$0.00
			3674	NBDIP East Price Hill Olden Tot Lot Redevelopment	Completed	CDBG	\$121,739.58	\$121,739.58	\$0.00
			3706	College Hill NBD Facade - 1551 Marlowe	Canceled	CDBG	\$0.00	\$0.00	\$0.00
			3757	NBDIP Project Delivery	Completed	CDBG	\$92,025.27	\$92,025.27	\$0.00
			3817	College Hill South Public Lot	Completed	CDBG	\$114,571.20	\$114,571.20	\$0.00
			3864	NBDIP - Acquisition/Stabilization of 1740 Brewster Phase 1	Completed	CDBG	\$3,303.64	\$3,303.64	\$0.00
		Project Total					\$1,272,366.60	\$1,272,366.60	\$0.00
	19	Strategic Program for Urban Redevelopment	3856	SPUR ADMIN 2014	Canceled	CDBG	\$0.00	\$0.00	\$0.00
			4012	C&I - NEST 4145 Apple Street Market	Completed	CDBG	\$189,615.59	\$189,615.59	\$0.00
			4055	NBDIP CHCURC House of Joy Acquisition Renovation (1 of 3)	Open	CDBG	\$251,846.53	\$251,846.53	\$0.00
			4075	SPUR Metro West	Completed	CDBG	\$50,823.86	\$50,823.86	\$0.00
			4121	SPUR Metro West	Completed	CDBG	\$24,180.49	\$24,180.49	\$0.00
		Project Total					\$516,466.47	\$516,466.47	\$0.00
	20	Small Business Services and Technical Assistance	3458	SBSTA 2014 - GCMI (1 of 2)	Completed	CDBG	\$65,217.56	\$65,217.56	\$0.00
			3459	SBSTA 2014 - GCMI (2 of 2)	Completed	CDBG	\$126,000.00	\$126,000.00	\$0.00
			3800	Small Business Services - Greater Cincinnati Microenterprise Initiative (GCMI)	Completed	CDBG	\$64,107.68	\$64,107.68	\$0.00
		Project Total					\$255,325.24	\$255,325.24	\$0.00
	21	Small Business Loan Fund	3486	GCMI Loan Funds project delivery	Completed	CDBG	\$25,892.32	\$25,892.32	\$0.00
			3653	CSBLF - MicroCity Loan Fund - Skinny Piggy Kombucha 2	Canceled	CDBG	\$0.00	\$0.00	\$0.00
		Project Total					\$25,892.32	\$25,892.32	\$0.00
	24	Blueprint for Success	3387	BLUEPRINT FOR SUCCESS - Job Training	Completed	CDBG	\$58,420.61	\$58,420.61	\$0.00
			3464	BLUEPRINT FOR SUCCESS - 2281 LOTH	Completed	HOME	\$5,000.00	\$5,000.00	\$0.00
			3489	BLUEPRINT FOR SUCCESS - Job Training	Completed	CDBG	\$37,479.84	\$37,479.84	\$0.00
			3514	BLUEPRINT FOR SUCCESS - 2285 LOTH	Completed	HOME	\$5,922.34	\$5,922.34	\$0.00
			3598	BLUEPRINT FOR SUCCESS 2015 - Job Training	Completed	CDBG	\$24,454.39	\$24,454.39	\$0.00
		Project Total					\$131,277.18	\$131,277.18	\$0.00
	25	Summer Youth Employment Program	3418	Summer Youth Employment Program 2014	Completed	CDBG	\$198,166.46	\$198,166.46	\$0.00
			3471	Summer Youth Employment 2014	Completed	CDBG	\$767,381.56	\$767,381.56	\$0.00
			3594	Summer Youth Employment Project Delivery 2015	Completed	CDBG	\$37,518.44	\$37,518.44	\$0.00
		Project Total					\$1,003,066.46	\$1,003,066.46	\$0.00
	27	Lead Hazard Testing Program	3428	LEAD HAZARD TESTING PROGRAM 2014	Completed	CDBG	\$495,000.00	\$495,000.00	\$0.00

U.S. Department of Housing and Urban Development
Office of Community Planning and Development
Integrated Disbursement and Information System
List of Activities By Program Year And Project
CINCINNATI,OH

DATE: 03-29-22
TIME: 15:15
PAGE: 131

Plan Year	IDIS Project	Project	IDIS Activity ID	Activity Name	Activity Status	Program	Funded Amount	Draw Amount	Balance
2014	27	Project Total					\$495,000.00	\$495,000.00	\$0.00
	28	Future Blooms	3406	Future Blooms 2014	Completed	CDBG	\$185,000.00	\$185,000.00	\$0.00
		Project Total					\$185,000.00	\$185,000.00	\$0.00
	29	Historic Stabilization of Structures	3421	Historic Stabilization of Structures 2014	Completed	CDBG	\$167,093.00	\$167,093.00	\$0.00
		Project Total					\$167,093.00	\$167,093.00	\$0.00
	30	Drug Elimination Program	3424	DRUG ELIMINATION PROGRAM '14	Completed	CDBG	\$72,250.00	\$72,250.00	\$0.00
		Project Total					\$72,250.00	\$72,250.00	\$0.00
	31	Caracole House	3273	HOPWA - CARACOLE 2014 TBRA	Completed	HOPWA	\$180,266.88	\$180,266.88	\$0.00
			3363	HOPWA - CARACOLE 2014 STRMU	Completed	HOPWA	\$111,748.15	\$111,748.15	\$0.00
			3364	HOPWA - CARACOLE 2014 Permanent Housing Placement	Completed	HOPWA	\$57,621.31	\$57,621.31	\$0.00
			3365	HOPWA - CARACOLE HOUSE 2014 Operating Support	Completed	HOPWA	\$226,638.25	\$226,638.25	\$0.00
			3366	HOPWA - CARACOLE HOUSE 2014 Supporting Services	Completed	HOPWA	\$101,570.66	\$101,570.66	\$0.00
			3596	HOPWA 2015 Permanent Housing Placement	Canceled	HOPWA	\$0.00	\$0.00	\$0.00
			4042	2017 - 2020 Project Sponsor Admin OHH17F001 (Car)	Canceled	HOPWA	\$0.00	\$0.00	\$0.00
		Project Total					\$677,845.25	\$677,845.25	\$0.00
	32	Center for Respite Care	3362	HOPWA - Center for Respite Care 2014 Supportive Services	Completed	HOPWA	\$26,998.64	\$26,998.64	\$0.00
			4048	Project Sponsor Admin (CRC) (2018)	Canceled	HOPWA	\$0.00	\$0.00	\$0.00
		Project Total					\$26,998.64	\$26,998.64	\$0.00
	33	Northern Kentucky Independent District Health	3361	HOPWA - No KY Ind District Health 2014 STRMU	Completed	HOPWA	\$68,308.90	\$68,308.90	\$0.00
		Project Total					\$68,308.90	\$68,308.90	\$0.00
	34	Findlay Market - Nonprofit Capacity Building	3560	FINDLAY MARKET - Nonprofit Capacity Building	Completed	CDBG	\$168,000.00	\$168,000.00	\$0.00
		Project Total					\$168,000.00	\$168,000.00	\$0.00
	35	Concentrated Code Enforcement	3409	CONCENTRATED CODE ENFORCEMENT 2014	Completed	CDBG	\$575,000.00	\$575,000.00	\$0.00
		Project Total					\$575,000.00	\$575,000.00	\$0.00
	36	Hazard Abatement Program	3407	Bright Sites 2014 - Site Work	Completed	CDBG	\$66,336.64	\$66,336.64	\$0.00
			3408	Bright Sites 2014 - Job Training	Completed	CDBG	\$72,946.96	\$72,946.96	\$0.00
			3468	Hazard Abatement-Demolition 2014	Completed	CDBG	\$998,622.78	\$998,622.78	\$0.00
			3469	Hazard Abatement Barricade 2014	Completed	CDBG	\$12,093.62	\$12,093.62	\$0.00
		Project Total					\$1,150,000.00	\$1,150,000.00	\$0.00
	37	Findlay Market - Urban Gardens	3487	FINDLAY MARKET - Urban Gardens	Completed	CDBG	\$6,332.43	\$6,332.43	\$0.00
			3692	Findlay Market - Urban Gardens	Completed	CDBG	\$21,667.57	\$21,667.57	\$0.00
		Project Total					\$28,000.00	\$28,000.00	\$0.00
	38	Section 108 Loan Debt Service	3419	Broadway Square I Associates, LLC (2 of 3)	Open	CDBG	\$4,017,600.00	\$4,017,600.00	\$0.00
			3420	Broadway Square I, LLC (3 of 3)	Open	CDBG	\$1,887,400.00	\$1,887,400.00	\$0.00
			3483	SECTION 108 DEBT SERVICE - 2014	Completed	CDBG	\$516,330.50	\$516,330.50	\$0.00

U.S. Department of Housing and Urban Development
Office of Community Planning and Development
Integrated Disbursement and Information System
List of Activities By Program Year And Project
CINCINNATI,OH

DATE: 03-29-22
TIME: 15:15
PAGE: 132

Plan Year	IDIS Project	Project	IDIS Activity ID	Activity Name	Activity Status	Program	Funded Amount	Draw Amount	Balance
2014	38	Section 108 Loan Debt Service	3577	Broadway Square I Associates, LLC (1 of 3)	Open	CDBG	\$3,000,000.00	\$3,000,000.00	\$0.00
			4349	Anna Louis Inn	Open	CDBG	\$8,095,190.00	\$8,095,190.00	\$0.00
		Project Total					\$17,516,520.50	\$17,516,520.50	\$0.00
		Program Total				CDBG	\$29,737,914.96	\$29,737,914.96	\$0.00
						HESG	\$915,979.00	\$915,979.00	\$0.00
						HOME	\$2,377,153.19	\$2,377,153.19	\$0.00
						HOPWA	\$804,911.79	\$804,911.79	\$0.00
							\$33,835,958.94	\$33,835,958.94	\$0.00
		2014 Total							
2015	1	Summer Youth Employment Program	3610	Summer Youth Employment 2015	Completed	CDBG	\$997,290.00	\$997,290.00	\$0.00
			Project Total				\$997,290.00	\$997,290.00	\$0.00
	3	Homeowner Rehab Loan Servicing	3778	Homeowner Rehab Loan Servicing	Open	CDBG	\$38,215.20	\$37,823.79	\$391.41
			Project Total				\$38,215.20	\$37,823.79	\$391.41
	4	Hand Up Initiative	3606	Hand Up Project Delivery Costs 2015	Completed	CDBG	\$103,106.40	\$103,106.40	\$0.00
			3626	Hand Up Initiative (Cincinnati Works) (2015 and 2017)	Completed	CDBG	\$295,262.63	\$295,262.63	\$0.00
			3627	Hand Up Initiative (Urban League) (2015)	Completed	CDBG	\$134,658.66	\$134,658.66	\$0.00
			3628	Hand Up Initiative (Freestore Foodbank) (2015 and 2017)	Completed	CDBG	\$258,035.92	\$258,035.92	\$0.00
			3629	Hand Up Initiative (Mercy N.M.) (2015 and 2017)	Completed	CDBG	\$99,000.00	\$99,000.00	\$0.00
			3630	Hand Up Initiative (IKRON) (2015)	Completed	CDBG	\$176,535.08	\$176,535.08	\$0.00
			3631	Hand Up Initiative (CAA) (2015)	Completed	CDBG	\$125,000.00	\$125,000.00	\$0.00
			3772	Hand Up Initiative (Easter Seals) (2016 and 2017)	Completed	CDBG	\$57,500.00	\$57,500.00	\$0.00
			4018	Hand Up Initiative (IKRON) 2018	Completed	CDBG	\$116,607.31	\$116,607.31	\$0.00
		Project Total					\$1,365,706.00	\$1,365,706.00	\$0.00
	5	Section 108 Loan Debt Service	3484	SECTION 108 DEBT SERVICE - 2015	Completed	CDBG	\$939,782.30	\$939,782.30	\$0.00
			Project Total				\$939,782.30	\$939,782.30	\$0.00
	8	Core 4 Strategic Housing Program	4126	SHIP - Benton Block Redevelopment Phase 1 - 1714 Vine and 1661 Hamer	Completed	CDBG	\$259,670.06	\$259,670.06	\$0.00
			4145	SHIP - 57 East Redevelopment - 57 East McMicken and 1662 Hamer	Completed	CDBG	\$162,291.00	\$162,291.00	\$0.00
			4257	SHIP Arts Apartments (2 of 6)	Canceled	CDBG	\$0.00	\$0.00	\$0.00
			Project Total				\$421,961.06	\$421,961.06	\$0.00
	9	Housing Repair Services	3547	Housing Repair Services January 2015 ONLY	Completed	CDBG	\$74,865.83	\$74,865.83	\$0.00
			3583	Housing Repair Services Project Delivery Costs for 2015	Completed	CDBG	\$32,495.29	\$32,495.29	\$0.00
			3607	Housing Repair Services February 2015 ONLY	Completed	CDBG	\$106,236.88	\$106,236.88	\$0.00
			3614	Housing Repair Services March 2015 ONLY	Completed	CDBG	\$115,715.84	\$115,715.84	\$0.00
			3634	Housing Repair Services April 2015 ONLY	Completed	CDBG	\$138,909.94	\$138,909.94	\$0.00
			3651	Housing Repair Services May 2015 ONLY	Completed	CDBG	\$176,649.21	\$176,649.21	\$0.00
			3661	Housing Repair Services June 2015 ONLY	Completed	CDBG	\$121,943.95	\$121,943.95	\$0.00

U.S. Department of Housing and Urban Development
Office of Community Planning and Development
Integrated Disbursement and Information System
List of Activities By Program Year And Project
CINCINNATI,OH

DATE: 03-29-22
TIME: 15:15
PAGE: 133

Plan Year	IDIS Project	Project	IDIS Activity ID	Activity Name	Activity Status	Program	Funded Amount	Draw Amount	Balance
2015	9	Housing Repair Services	3669	Housing Repair Services July 2015 ONLY	Completed	CDBG	\$170,420.72	\$170,420.72	\$0.00
			3687	Housing Repair Services August 2015 ONLY	Completed	CDBG	\$150,278.82	\$150,278.82	\$0.00
			3693	Housing Repair Services September 2015 ONLY	Completed	CDBG	\$136,556.14	\$136,556.14	\$0.00
			3699	Housing Repair Services October 2015 ONLY	Completed	CDBG	\$112,244.67	\$112,244.67	\$0.00
			3707	Housing Repair Services November 2015 ONLY	Completed	CDBG	\$137,317.08	\$137,317.08	\$0.00
			3708	Housing Repair Services December 2015 ONLY	Completed	CDBG	\$216,020.39	\$216,020.39	\$0.00
				Project Total			\$1,689,654.76	\$1,689,654.76	\$0.00
	10	Tenant Representation	3579	TENANT REPRESENTATION 2015	Completed	CDBG	\$142,770.00	\$142,770.00	\$0.00
				Project Total			\$142,770.00	\$142,770.00	\$0.00
	11	Fair Housing Services	3578	FAIR HOUSING SERVICES 2015	Completed	CDBG	\$167,386.00	\$167,386.00	\$0.00
				Project Total			\$167,386.00	\$167,386.00	\$0.00
	12	Emergency Mortgage Assistance	3581	Emergency Mortgage Assistance 2016 - Subsistence Payments	Completed	CDBG	\$52,275.81	\$52,275.81	\$0.00
			3584	Emergency Mortgage Assistance 2015 - Counseling Services (A)	Completed	CDBG	\$32,919.85	\$32,919.85	\$0.00
			3637	Emergency Mortgage Assistance 2015 - Project Delivery (B)	Completed	CDBG	\$210.15	\$210.15	\$0.00
			3854	Emergency Mortgage Assistance 2016 - Subsistence Payments	Completed	CDBG	\$11,086.19	\$11,086.19	\$0.00
				Project Total			\$96,492.00	\$96,492.00	\$0.00
	13	Operating Support for Community Development Corporations (CDCs)	3568	NEIGHBORHOOD CAPACITY BUILDING/Operating Support	Completed	CDBG	\$315,084.00	\$315,084.00	\$0.00
				Project Total			\$315,084.00	\$315,084.00	\$0.00
	14	Affordable Multi Family Rental Program	3670	Monitoring Inspection 2015 (Renovation)	Completed	CDBG	\$84,528.27	\$84,528.27	\$0.00
			3790	AMFRP - Marlowe Court	Completed	HOME	\$535,465.80	\$535,465.80	\$0.00
			3791	AMFRP - Sheakley Center	Completed	HOME	\$608,094.40	\$608,094.40	\$0.00
			3822	Sheakley Center For Youth AMFR Project Delivery	Completed	CDBG	\$3,899.61	\$3,899.61	\$0.00
			3824	Homeless to Homes Permanent Supportive Housing - Chapel St Apts Project Delivery	Completed	CDBG	\$1,578.50	\$1,578.50	\$0.00
			3948	Morgan Apartments CHDO Project Delivery	Completed	CDBG	\$375.06	\$375.06	\$0.00
			4207	SHIP - Commons of South Cummins ville Permanent Supportive Housing	Completed	HOME	\$213,165.80	\$213,165.80	\$0.00
				Project Total			\$1,447,107.44	\$1,447,107.44	\$0.00
	15	Blueprint for Success	3597	BLUEPRINT FOR SUCCESS 2015 - Job Training	Completed	CDBG	\$80,736.00	\$80,736.00	\$0.00
				Project Total			\$80,736.00	\$80,736.00	\$0.00
	16	Compliance Assistance Repairs for the Elderly (CARE)	3617	Compliance Assistance Repairs for the Elderly (CARE) 2015	Completed	CDBG	\$125,753.00	\$125,753.00	\$0.00
			4249	Compliance Assistance Repairs for the Elderly (CARE) NEP 2019	Completed	CDBG	\$2,300.00	\$2,300.00	\$0.00

U.S. Department of Housing and Urban Development
Office of Community Planning and Development
Integrated Disbursement and Information System
List of Activities By Program Year And Project
CINCINNATI,OH

DATE: 03-29-22
TIME: 15:15
PAGE: 134

Plan Year	IDIS Project	Project	IDIS Activity ID	Activity Name	Activity Status	Program	Funded Amount	Draw Amount	Balance
2015	16	Compliance Assistance Repairs for the Elderly (CARE)	4569	Compliance Assistance Repairs for the Elderly (CARE) NEP 2021-2022	Open	CDBG	\$0.00	\$0.00	\$0.00
		Project Total					\$128,053.00	\$128,053.00	\$0.00
	18	Small Business Services	3676	Small Business Services - Greater Cincinnati Microenterprise Initiative GCMI	Completed	CDBG	\$123,077.00	\$123,077.00	\$0.00
			3758	Small Business Services - Greater Cincinnati Microenterprise GCMI Project Delivery	Canceled	CDBG	\$0.00	\$0.00	\$0.00
		Project Total					\$123,077.00	\$123,077.00	\$0.00
	19	Neighborhood Business District Improvement Program	3660	College Hill NBD Acq/Rehab 5932 Hamilton	Completed	CDBG	\$95,047.33	\$95,047.33	\$0.00
			3662	NBDIP Sidewalks on Main	Completed	CDBG	\$221,288.45	\$221,288.45	\$0.00
			3663	Walnut Hills NBD Parking Lot	Canceled	CDBG	\$0.00	\$0.00	\$0.00
			3668	NBDIP - Madisonville Facade Program	Completed	CDBG	\$76,858.21	\$76,858.21	\$0.00
			3724	NBDIP - Acq/Rehab 4024 Hamilton	Completed	CDBG	\$270,784.41	\$270,784.41	\$0.00
			3756	NBDIP Short Vine LaRosa's Pocket Park - Corryville	Completed	CDBG	\$44,971.75	\$44,971.75	\$0.00
			3896	NBDIP Project Delivery 2015	Completed	CDBG	\$21,295.09	\$21,295.09	\$0.00
			3910	NBDIP - Peebles Corner Comfort Station Building Stabilization	Completed	CDBG	\$133,967.27	\$133,967.27	\$0.00
			3917	College Hill NBD Facade Improvement Program	Completed	CDBG	\$3,701.92	\$3,701.92	\$0.00
			4064	College Hill NBD Facade Improvement Program	Canceled	CDBG	\$0.00	\$0.00	\$0.00
			4087	Main Street Lighting and Treescape	Completed	CDBG	\$3,029.38	\$3,029.38	\$0.00
			4235	NBDIP East Price Hill Olden Tot Lot Redevelopment Phase 2	Completed	CDBG	\$1,090.91	\$1,090.91	\$0.00
			4236	NBDIP - Meiser's Market 734 - 738 State Avenue Lower Price Hill	Open	CDBG	\$4,939.48	\$2,507.26	\$2,432.22
			4237	NBDIP Camp Washington 2963 Colerain	Completed	CDBG	\$384.96	\$384.96	\$0.00
		Project Total					\$877,359.16	\$874,926.94	\$2,432.22
	20	Commercial and Industrial Redevelopment Program	4013	C&I - NEST 4145 Apple Street Market	Completed	CDBG	\$221,542.00	\$221,542.00	\$0.00
		Project Total					\$221,542.00	\$221,542.00	\$0.00
	22	Code Enforcement Relocation	3566	CODE ENFORCEMENT RELOCATION	Open	CDBG	\$40,915.68	\$40,915.68	\$0.00
		Project Total					\$40,915.68	\$40,915.68	\$0.00
	23	Concentrated Code Enforcement	3565	CONCENTRATED CODE ENFORCEMENT 2015	Completed	CDBG	\$566,170.00	\$566,170.00	\$0.00
		Project Total					\$566,170.00	\$566,170.00	\$0.00
	24	Hazard Abatement Program	3561	Hazard Abatement Demolition 2015	Completed	CDBG	\$390,656.00	\$390,656.00	\$0.00
			3564	Hazard Abatement Barricade 2015	Completed	CDBG	\$115,000.00	\$115,000.00	\$0.00
			3570	Hazard Abatement - Bond Hill Only	Completed	CDBG	\$350,000.00	\$350,000.00	\$0.00
		Project Total					\$855,656.00	\$855,656.00	\$0.00
	25	Historic Stabilization of Structures	3558	Historic Stabilization of Structures 2015	Completed	CDBG	\$75,576.81	\$75,576.81	\$0.00
			4007	Historic Stabilization of Structures 56 and 60 McMicken	Completed	CDBG	\$96,733.19	\$96,733.19	\$0.00
			4411	Historic Stabilization of Structures - 60 E. McMicken	Canceled	CDBG	\$0.00	\$0.00	\$0.00

U.S. Department of Housing and Urban Development
Office of Community Planning and Development
Integrated Disbursement and Information System
List of Activities By Program Year And Project
CINCINNATI,OH

DATE: 03-29-22
TIME: 15:15
PAGE: 135

Plan Year	IDIS Project	Project	IDIS Activity ID	Activity Name	Activity Status	Program	Funded Amount	Draw Amount	Balance
2015	25	Project Total					\$172,310.00	\$172,310.00	\$0.00
	29	Nonprofit Capacity Building for the Corporation for Findlay Market	3694	Findlay Market Nonprofit Capacity Building	Completed	CDBG	\$165,417.00	\$165,417.00	\$0.00
		Project Total					\$165,417.00	\$165,417.00	\$0.00
	31	Lead Hazard Testing and Lead Grant Match	3686	LEAD HAZARD TESTING PROGRAM 2015	Completed	CDBG	\$393,856.00	\$393,856.00	\$0.00
		Project Total					\$393,856.00	\$393,856.00	\$0.00
	33	Operating Support for Community Development Housing Organizations (CHDOs)	3569	NEIGH CAP BLDG & T/A - Working in Neighborhoods	Completed	HOME	\$11,852.00	\$11,852.00	\$0.00
			3571	NEIGH CAP BLDG & T/A - Walnut Hills Redev Fdtn	Completed	HOME	\$19,770.00	\$19,770.00	\$0.00
			3572	NEIGH CAP BLDG & T/A - Cornerstone Corp for Shared Equity	Completed	HOME	\$10,983.00	\$10,983.00	\$0.00
			3573	NEIGH CAP BLDG & T/A - Price Hill Will	Completed	HOME	\$14,937.00	\$14,937.00	\$0.00
			3574	NEIGH CAP BLDG & T/A - Over-the-Rhine Community Housing	Completed	HOME	\$26,360.00	\$26,360.00	\$0.00
			3575	NEIGH CAP BLDG & T/A - Cinti Northside CURC	Completed	HOME	\$13,180.00	\$13,180.00	\$0.00
			3886	Operating Support for CHDO - OTRCH	Completed	HOME	\$1,454.78	\$1,454.78	\$0.00
			3887	Operating Support for CHDO - OTRCH	Completed	HOME	\$5,813.12	\$5,813.12	\$0.00
			3888	Operating Support for CHDO - CNCURC	Completed	HOME	\$16,799.00	\$16,799.00	\$0.00
			4005	Operating Support for CHDO - CNCURC	Canceled	HOME	\$0.00	\$0.00	\$0.00
		Project Total					\$121,148.90	\$121,148.90	\$0.00
	34	CHDO Development Projects	3704	Cedar Corridor Project - New Construction - Win	Canceled	HOME	\$0.00	\$0.00	\$0.00
			3904	CHDO - WIN Rehab Cedar Corridor	Completed	HOME	\$102,352.73	\$102,352.73	\$0.00
			3914	CHDO - WIN Cedar Corridor Piqua Expansion	Open	HOME	\$45,608.60	\$45,608.60	\$0.00
			3916	CHDO WIN New Construction Cedar Corridor	Completed	HOME	\$129,925.06	\$129,925.06	\$0.00
		Project Total					\$277,886.39	\$277,886.39	\$0.00
	37	Tenant Based Rental Assistance	3675	Tenant Based Rental Assistance (TBRA)	Completed	HOME	\$238,578.92	\$238,578.92	\$0.00
		Project Total					\$238,578.92	\$238,578.92	\$0.00
	38	Shelter and Supportive Services/Homelessness Prevention/HESG Admin	3605	ESG Shelters 2015	Completed	HESG	\$450,000.00	\$450,000.00	\$0.00
			3671	ESG Shelters 2015	Canceled	CDBG	\$0.00	\$0.00	\$0.00
			3695	ESG - Homelessness Prevention '15	Completed	HESG	\$461,912.00	\$461,912.00	\$0.00
			3720	HESG ADMINISTRATION - 2015	Completed	HESG	\$73,938.00	\$73,938.00	\$0.00
		Project Total					\$985,850.00	\$985,850.00	\$0.00
	39	2015 - 2018 Center for Respite Care OHH15F001 (CRC)	3601	2015 - 2018 Supportive Services OHH15F001 (CRC)	Completed	HOPWA	\$21,607.32	\$21,607.32	\$0.00
			3955	2015 - 2018 Project Sponsor Admin OHH15F001 (CRC)	Completed	HOPWA	\$1,626.35	\$1,626.35	\$0.00
		Project Total					\$23,233.67	\$23,233.67	\$0.00
	40	2015 - 2018 Northern Kentucky Independent District Health OHH15F001 (NKIDH)	3595	HOPWA 2015 Supporting Services	Canceled	HOPWA-C	\$0.00	\$0.00	\$0.00
			3600	2015 - 2018 Permanent Housing Placement OHH15F001 (NKIDH)	Canceled	HOPWA	\$0.00	\$0.00	\$0.00
			3603	2015 - 2018 STRMU OHH15F001 (NKIDH)	Completed	HOPWA	\$79,837.88	\$79,837.88	\$0.00
			3958	2015 - 2018 TBRA OHH15F001 (NKIDH)	Canceled	HOPWA	\$0.00	\$0.00	\$0.00

U.S. Department of Housing and Urban Development
Office of Community Planning and Development
Integrated Disbursement and Information System
List of Activities By Program Year And Project
CINCINNATI,OH

DATE: 03-29-22
TIME: 15:15
PAGE: 136

Plan Year	IDIS Project	Project	IDIS Activity ID	Activity Name	Activity Status	Program	Funded Amount	Draw Amount	Balance
2015	40	2015 - 2018 Northern Kentucky Independent District Health OHH15F001 (NKIDH)	3960	2015 - 2018 Project Sponsor Admin OHH15F001 (NKIDH)	Completed	HOPWA	\$6,364.93	\$6,364.93	\$0.00
		Project Total					\$86,202.81	\$86,202.81	\$0.00
	41	2015 - 2018 Caracole OHH15F001 (Car)	3602	2015 - 2018 PHP OHH15F001 (Caracole)	Completed	HOPWA	\$20,860.15	\$20,860.15	\$0.00
			3604	2015 - 2018 TBRA OHH15F004 (Caracole)	Completed	HOPWA	\$113,885.46	\$113,885.46	\$0.00
			3954	2015 - 2018 Supportive Services OHH15F001 (Car)	Completed	HOPWA	\$68,240.60	\$68,240.60	\$0.00
			3956	2015 - 2018 Operating Support OHH15F001 (Car)	Completed	HOPWA	\$199,950.00	\$199,950.00	\$0.00
			3957	2015 - 2018 STRMU OHH15F001 (Car)	Completed	HOPWA	\$38,512.11	\$38,512.11	\$0.00
			3959	2015 - 2018 Project Sponsor Admin OHH15F001 (Caracole)	Completed	HOPWA	\$33,227.31	\$33,227.31	\$0.00
		Project Total					\$474,675.63	\$474,675.63	\$0.00
	42	2015 - 2018 Strategies To End Homelessness Grantee Admin OHH15F001 (STEH)	3599	2015 - 2018 Grantee Admin OHH15F001 (STEH)	Completed	HOPWA	\$20,236.00	\$20,236.00	\$0.00
			3672	Continuum of Care Administration	Canceled	CDBG	\$0.00	\$0.00	\$0.00
		Project Total					\$20,236.00	\$20,236.00	\$0.00
	45	2015 - 2018 Shelter House Volunteer Group OHH15F001 (Shelter)	3996	2015 - 2018 Project Sponsor Admin OHH15F001 (Shelter)	Completed	HOPWA	\$2,320.28	\$2,320.28	\$0.00
			3997	2015 - 2018 Supportive Services OHH15F001 (Shelter)	Completed	HOPWA	\$67,868.61	\$67,868.61	\$0.00
		Project Total					\$70,188.89	\$70,188.89	\$0.00
	46	Administration	3559	HOME ADMINISTRATION 2015	Completed	HOME	\$194,164.00	\$194,164.00	\$0.00
			3691	GENERAL ADMINISTRATION AND PLANNING 15	Completed	CDBG	\$2,177,500.53	\$2,177,500.53	\$0.00
		Project Total					\$2,371,664.53	\$2,371,664.53	\$0.00
						CDBG	\$12,067,315.13	\$12,064,491.50	\$2,823.63
						HESG	\$985,850.00	\$985,850.00	\$0.00
						HOME	\$2,188,504.21	\$2,188,504.21	\$0.00
						HOPWA	\$674,537.00	\$674,537.00	\$0.00
						HOPWA-C	\$0.00	\$0.00	\$0.00
	Program Total						\$15,916,206.34	\$15,913,382.71	\$2,823.63
	2015 Total								
2016	1	Housing Repair Services	3710	Housing Repair Services January 2016 ONLY	Completed	CDBG	\$52,810.76	\$52,810.76	\$0.00
			3725	Housing Repair Services February 2016 ONLY	Completed	CDBG	\$87,879.65	\$87,879.65	\$0.00
			3726	Housing Repair Services March 2016 ONLY	Completed	CDBG	\$95,183.16	\$95,183.16	\$0.00
			3727	Housing Repair Services April 2016 ONLY	Completed	CDBG	\$163,689.80	\$163,689.80	\$0.00
			3728	Housing Repair Services May 2016 ONLY	Completed	CDBG	\$155,618.57	\$155,618.57	\$0.00
			3729	Housing Repair Services June 2016 ONLY	Completed	CDBG	\$97,179.27	\$97,179.27	\$0.00
			3730	Housing Repair Services July 2016 ONLY	Completed	CDBG	\$103,694.37	\$103,694.37	\$0.00
			3731	Housing Repair Services August 2016 ONLY	Completed	CDBG	\$152,931.04	\$152,931.04	\$0.00
			3732	Housing Repair Services September 2016 ONLY	Completed	CDBG	\$120,097.45	\$120,097.45	\$0.00
			3733	Housing Repair Services October 2016 ONLY	Completed	CDBG	\$263,300.53	\$263,300.53	\$0.00
			3734	Housing Repair Services November 2016 ONLY	Completed	CDBG	\$161,878.71	\$161,878.71	\$0.00

U.S. Department of Housing and Urban Development
Office of Community Planning and Development
Integrated Disbursement and Information System
List of Activities By Program Year And Project
CINCINNATI,OH

DATE: 03-29-22
TIME: 15:15
PAGE: 137

Plan Year	IDIS Project	Project	IDIS Activity ID	Activity Name	Activity Status	Program	Funded Amount	Draw Amount	Balance
2016	1	Housing Repair Services	3735	Housing Repair Services December 2016 ONLY	Completed	CDBG	\$140,731.22	\$140,731.22	\$0.00
			3755	Housing Repair Services Project Delivery Costs for 2016	Completed	CDBG	\$98,733.21	\$98,733.21	\$0.00
			3793	Housing Repair Services Project Delivery Costs for 2016	Canceled	CDBG	\$0.00	\$0.00	\$0.00
			3858	Housing Repair Services Project Delivery	Completed	CDBG	\$1,072.41	\$1,072.41	\$0.00
		Project Total					\$1,694,800.15	\$1,694,800.15	\$0.00
	2	Affordable Multi Family Rental Program	3813	AMFR - Marlowe Court Project Delivery	Canceled	CDBG	\$0.00	\$0.00	\$0.00
			3814	AMFR - Project Delivery and Supportive Costs - Kerper Apartments	Completed	CDBG	\$20.74	\$20.74	\$0.00
			3823	Sheakley Center For Youth AMFR Project Delivery	Completed	CDBG	\$8,973.85	\$8,973.85	\$0.00
			3825	AMFR Project Delivery Costs	Completed	CDBG	\$10,518.11	\$10,518.11	\$0.00
			3832	Abington Race and Pleasant AMFRP (4 of 6)	Completed	HOME	\$185,973.83	\$185,973.83	\$0.00
			3949	Morgan Apartments CHDO Project Delivery	Completed	CDBG	\$4,224.69	\$4,224.69	\$0.00
			3983	Abington Race and Pleasant AMFRP (Project Delivery)	Completed	CDBG	\$1,498.25	\$1,498.25	\$0.00
			4006	Monitoring Inspections 2017 (Renovation)	Completed	CDBG	\$8,475.00	\$8,475.00	\$0.00
			4092	SHIP - Cincinnati Scholar House	Completed	HOME	\$292,022.57	\$292,022.57	\$0.00
			4201	Monitoring Inspections 2019 (Renovation)	Canceled	CDBG	\$0.00	\$0.00	\$0.00
			4208	SHIP - Commons of South Cumminsville Permanent Supportive Housing	Completed	HOME	\$480,766.96	\$480,766.96	\$0.00
			4258	SHIP Arts Apartments (2 of 6)	Open	CDBG	\$45,201.58	\$45,201.58	\$0.00
		Project Total					\$1,037,675.58	\$1,037,675.58	\$0.00
	3	Blueprint For Success	3748	Blueprint For Success - Job Training 2016	Completed	CDBG	\$81,000.00	\$81,000.00	\$0.00
		Project Total					\$81,000.00	\$81,000.00	\$0.00
	5	Commercial and Industrial Redevelopment	4000	West Price Hill Commercial Development 4034 Glenway	Completed	CDBG	\$2,455.77	\$2,455.77	\$0.00
			4014	C&I - NEST 4145 Apple Street Market	Open	CDBG	\$127,350.73	\$127,350.73	\$0.00
			4183	SPUR Metro West	Completed	CDBG	\$29,470.42	\$29,470.42	\$0.00
			4286	NBDIP - Meiser's Market 734 - 738 State Avenue Lower Price Hill	Open	CDBG	\$8,966.99	\$8,966.99	\$0.00
		Project Total					\$168,243.91	\$168,243.91	\$0.00
	6	Compliance Assistance Repairs for the Elderly (CARE)	3749	Compliance Assistance Repairs for the Elderly (CARE) - 2016	Completed	CDBG	\$156,000.00	\$156,000.00	\$0.00
			4570	Compliance Assistance Repairs for the Elderly (CARE) NEP 2021-2022	Open	CDBG	\$0.00	\$0.00	\$0.00
		Project Total					\$156,000.00	\$156,000.00	\$0.00
	7	Concentrated Code Enforcement	3750	Concentrated Code Enforcement 2016	Completed	CDBG	\$576,422.70	\$576,422.70	\$0.00
		Project Total					\$576,422.70	\$576,422.70	\$0.00
	8	Core 4 Strategic Housing Program	3913	Bond Hill Roselawn Senior Housing (3 of 3)	Completed	HOME	\$8,043.30	\$8,043.30	\$0.00
			4083	SHIP College Hill Doll House and Dow Corner	Completed	CDBG	\$574.37	\$574.37	\$0.00

U.S. Department of Housing and Urban Development
Office of Community Planning and Development
Integrated Disbursement and Information System
List of Activities By Program Year And Project
CINCINNATI,OH

DATE: 03-29-22
TIME: 15:15
PAGE: 138

Plan Year	IDIS Project	Project	IDIS Activity ID	Activity Name	Activity Status	Program	Funded Amount	Draw Amount	Balance
2016	8	Core 4 Strategic Housing Program	4138	SHIP - Benton Block Redevelopment Phase 1 - 1714 Vine and 1661 Hamer Project Delivery	Completed	CDBG	\$14,122.72	\$14,122.72	\$0.00
			4146	SHIP - 57 East Redevelopment - 57 East McMicken and 1662 Hamer	Completed	CDBG	\$166,624.00	\$166,624.00	\$0.00
			4296	509 E 12th Street	Canceled	CDBG	\$0.00	\$0.00	\$0.00
		Project Total					\$189,364.39	\$189,364.39	\$0.00
	9	Corporation for Findlay Market	3789	Corporation for Findlay Market	Completed	CDBG	\$150,000.00	\$150,000.00	\$0.00
							\$150,000.00	\$150,000.00	\$0.00
	11	Emergency Mortgage Assistance	3745	Emergency Mortgage Assistance 2016 - Counseling Services (C)	Completed	CDBG	\$57,514.27	\$57,514.27	\$0.00
			3747	Emergency Mortgage Assistance 2016 - Subsistence Payments	Completed	CDBG	\$42,873.25	\$42,873.25	\$0.00
			3855	Emergency Mortgage Assistance 2016 - Project Delivery (B)	Completed	CDBG	\$2,612.48	\$2,612.48	\$0.00
							\$103,000.00	\$103,000.00	\$0.00
							\$130,000.00	\$130,000.00	\$0.00
	12	Fair Housing Services	3741	Fair Housing Services 2016	Completed	CDBG	\$130,000.00	\$130,000.00	\$0.00
							\$130,000.00	\$130,000.00	\$0.00
	15	Groundwork Cincinnati - Millcreek Restoration	3769	Groundwork Cincinnati - Mill Creek Restoration	Completed	CDBG	\$25,822.00	\$25,822.00	\$0.00
			3840	Groundwork Cincinnati - Mill Creek Restoration	Completed	CDBG	\$3,900.00	\$3,900.00	\$0.00
							\$29,722.00	\$29,722.00	\$0.00
	16	Hand Up Initiative	3765	Hand Up Initiative (Cincinnati Works) (2016)	Completed	CDBG	\$300,000.00	\$300,000.00	\$0.00
			3766	Hand Up Initiative (IKRON Corporation) (2016 and 2017)	Completed	CDBG	\$141,239.92	\$141,239.92	\$0.00
			3767	Hand Up Initiative (Mercy Neighborhood Ministries) (2016)	Completed	CDBG	\$120,000.00	\$120,000.00	\$0.00
			3768	Hand Up Initiative (Freestore Foodbank) (2016)	Completed	CDBG	\$250,000.00	\$250,000.00	\$0.00
			3770	Hand Up Initiative (Urban League) (2016 and 2017)	Completed	CDBG	\$218,774.80	\$218,774.80	\$0.00
			3771	Hand Up Initiative (CAA) (2016 and 2017)	Completed	CDBG	\$177,639.00	\$177,639.00	\$0.00
			3815	Hand Up Initiative Project Delivery Costs 2016	Completed	CDBG	\$101,173.96	\$101,173.96	\$0.00
			4015	Hand Up Initiative (Mercy Neighborhood Ministries) 2018	Completed	CDBG	\$46,765.79	\$46,765.79	\$0.00
			4020	Hand Up Initiative (Cincinnati Works) 2018	Completed	CDBG	\$25,406.53	\$25,406.53	\$0.00
							\$1,381,000.00	\$1,381,000.00	\$0.00
	17	Hazard Abatement Program	3797	Hazard Abatement - Barricade 2016	Completed	CDBG	\$142,201.88	\$142,201.88	\$0.00
			3798	Hazard Abatement Demolition 2016	Completed	CDBG	\$702,798.12	\$702,798.12	\$0.00
							\$845,000.00	\$845,000.00	\$0.00
	18	Historic Stabilization of Structures	3986	Historic Stabilization of Structures 1833 Sycamore	Completed	CDBG	\$75,753.82	\$75,753.82	\$0.00
			4008	Historic Stabilization of Structures 56 and 60 McMicken	Completed	CDBG	\$6,939.81	\$6,939.81	\$0.00
			4062	Historic Stabilization of Structures 743 Hawthorne	Canceled	CDBG	\$0.00	\$0.00	\$0.00
			4158	Historic Stabilization of Structures - 3864 Reading	Completed	CDBG	\$27,511.37	\$27,511.37	\$0.00

U.S. Department of Housing and Urban Development
Office of Community Planning and Development
Integrated Disbursement and Information System
List of Activities By Program Year And Project
CINCINNATI,OH

DATE: 03-29-22
TIME: 15:15
PAGE: 139

Plan Year	IDIS Project	Project	IDIS Activity ID	Activity Name	Activity Status	Program	Funded Amount	Draw Amount	Balance
2016	18	Historic Stabilization of Structures	4409	Historic Stabilization of Structures - 3719 Reading	Canceled	CDBG	\$0.00	\$0.00	\$0.00
		Project Total					\$110,205.00	\$110,205.00	\$0.00
	19	Homeowner Rehab Loan Servicing	3779	Homeowner Rehab Loan Servicing	Open	CDBG	\$16,212.80	\$16,212.80	\$0.00
		Project Total					\$16,212.80	\$16,212.80	\$0.00
	21	Lead Hazard Testing Program	3810	Lead Hazard Testing Program 2016	Completed	CDBG	\$365,999.99	\$365,999.99	\$0.00
		Project Total					\$365,999.99	\$365,999.99	\$0.00
	22	Neighborhood Business District (NBD) Improvement Program	3807	College Hill NBD Facade Improvement Program	Completed	CDBG	\$483.08	\$483.08	\$0.00
			3818	NBDIP Short Vine LaRosa's Pocket Park - Corryville	Canceled	CDBG	\$0.00	\$0.00	\$0.00
			3865	NBDIP - Acquisition/Stabilization of 1740 Brewster Phase 1	Completed	CDBG	\$177,220.54	\$177,220.54	\$0.00
			3909	NBDIP - Peebles Corner Comfort Station Building Stabilization	Completed	CDBG	\$31,064.01	\$31,064.01	\$0.00
			3936	Northside NBD - Acq/Rehab 4024 Hamilton	Canceled	CDBG	\$0.00	\$0.00	\$0.00
			3938	Northside NBD Parking Lot Improvements	Completed	CDBG	\$2,050.00	\$2,050.00	\$0.00
			3939	NBDIP Sidewalks on Main	Completed	CDBG	\$15,180.74	\$15,180.74	\$0.00
			3943	College Hill South Public Lot	Completed	CDBG	\$20,725.85	\$20,725.85	\$0.00
			3945	NBDIP - Metz House Madisonville 6111 Madison	Completed	CDBG	\$139,211.42	\$139,211.42	\$0.00
			3946	NBDIP - Meiser's Market 734 - 738 State Avenue Lower Price Hill	Open	CDBG	\$191,819.33	\$191,819.33	\$0.00
			3982	NBDIP Short Vine Kiosks	Completed	CDBG	\$29,500.00	\$29,500.00	\$0.00
			4029	NBDIP CHCURC House of Joy Project Delivery	Open	CDBG	\$2,832.58	\$2,832.58	\$0.00
			4056	NBDIP CHCURC House of Joy Acquisition Renovation (2 of 3)	Open	CDBG	\$254,235.02	\$254,148.68	\$86.34
			4231	NBDIP - Meiser's Market 734 - 738 State Avenue Lower Price Hill	Open	CDBG	\$602.87	\$602.87	\$0.00
			4232	NBDIP East Price Hill Olden Tot Lot Redevelopment Phase 2	Completed	CDBG	\$8,055.84	\$8,055.84	\$0.00
			4233	NBDIP College Hill 6060 Hamilton Avenue	Open	CDBG	\$2,730.92	\$2,730.92	\$0.00
			4234	NBDIP Camp Washington 2963 Colerain	Completed	CDBG	\$769.83	\$769.83	\$0.00
		Project Total					\$876,482.03	\$876,395.69	\$86.34
	23	Operating Support for Community Development Corporations (CDCs)	3723	Operating Support for Community Development Corporations (CDCs) '16	Completed	CDBG	\$265,000.00	\$265,000.00	\$0.00
			3869	Operating Support for Community Development Corporations (CDCs) 2017	Completed	CDBG	\$50,000.00	\$50,000.00	\$0.00
			4024	Operating Support for Community Development Corporations (CDCs) 2018	Completed	CDBG	\$102,603.00	\$102,603.00	\$0.00
		Project Total					\$417,603.00	\$417,603.00	\$0.00
	24	Small Business Services	3763	Small Business Service - Greater Cincinnati Microenterprise GCMI Project Delivery	Completed	CDBG	\$33,052.06	\$33,052.06	\$0.00

U.S. Department of Housing and Urban Development
Office of Community Planning and Development
Integrated Disbursement and Information System
List of Activities By Program Year And Project
CINCINNATI,OH

DATE: 03-29-22
TIME: 15:15
PAGE: 140

Plan Year	IDIS Project	Project	IDIS Activity ID	Activity Name	Activity Status	Program	Funded Amount	Draw Amount	Balance
2016	24	Small Business Services	3799	Small Business Services - Greater Cincinnati Microenterprise Initiative (GCMI)	Completed	CDBG	\$107,926.49	\$107,926.49	\$0.00
			4189	Small Business Services - Greater Cincinnati Microenterprise Initiative (GCMI) 2019-2020	Completed	CDBG	\$3,486.93	\$3,486.93	\$0.00
			4436	Small Business Services - Greater Cincinnati Microenterprise Initiative (GCMI) 2020-2022	Open	CDBG	\$0.00	\$0.00	\$0.00
			4627	Small Business Services - Greater Cincinnati Microenterprise Initiative (GCMI) 2022	Canceled	CDBG	\$0.00	\$0.00	\$0.00
		Project Total					\$144,465.48	\$144,465.48	\$0.00
	25	Summer Youth Employment Program	3762	Summer Youth Employment (Urban League) 2016	Completed	CDBG	\$448,071.65	\$448,071.65	\$0.00
			3785	Summer Youth Employment (Art Opportunities) 2016	Completed	CDBG	\$120,000.00	\$120,000.00	\$0.00
			3786	Summer Youth Employment (Parks) 2016	Completed	CDBG	\$73,263.80	\$73,263.80	\$0.00
			3787	Summer Youth Employment (Project Delivery) 2016	Completed	CDBG	\$30,170.47	\$30,170.47	\$0.00
			3788	Summer Youth Employment (University of Cincinnati) 2016	Completed	CDBG	\$4,970.00	\$4,970.00	\$0.00
			3846	Summer Youth Employment (Police) 2016	Completed	CDBG	\$61,116.33	\$61,116.33	\$0.00
			3847	Summer Youth Employment (Fire) 2016	Completed	CDBG	\$21,411.00	\$21,411.00	\$0.00
			3973	Summer Youth Employment (Fire) 2017	Completed	CDBG	\$57,102.95	\$57,102.95	\$0.00
			4085	Youth and Young Adult Employment (Urban League) 2018	Completed	CDBG	\$110,567.80	\$110,567.80	\$0.00
		Project Total					\$926,674.00	\$926,674.00	\$0.00
	26	Tenant Representation	3746	TENANT REPRESENTATION 2016	Completed	CDBG	\$187,163.00	\$187,163.00	\$0.00
							\$187,163.00	\$187,163.00	\$0.00
	28	Vacant Lot Reutilization	3933	Vacant Lot Reutilization - Jubilee Project	Completed	CDBG	\$2,064.80	\$2,064.80	\$0.00
			3935	Vacant Lot Reutilization - Verdure Landscaping	Completed	CDBG	\$1,965.00	\$1,965.00	\$0.00
			3940	Vacant Lot Reutilization - Turner Farms	Completed	CDBG	\$5,400.00	\$5,400.00	\$0.00
			3944	Vacant Lot Reutilization - Walnut Hills	Completed	CDBG	\$5,480.00	\$5,480.00	\$0.00
			3950	Vacant Lot Reutilization - Lighthouse Community School	Completed	CDBG	\$8,100.00	\$8,100.00	\$0.00
			3953	Vacant Lot Reutilization - Price Hill Will	Completed	CDBG	\$4,400.36	\$4,400.36	\$0.00
			4060	Vacant Lot Reutilization - Enright Ridge Urban EcoVillage	Completed	CDBG	\$1,605.00	\$1,605.00	\$0.00
			4185	Vacant Lot Reutilization - Wildwood Flora 4914 Winton Ridge	Completed	CDBG	\$984.84	\$984.84	\$0.00
			4213	Vacant Lot Reutilization - Mt Auburn Chamber 251 McGregor	Completed	CDBG	\$6,178.00	\$6,178.00	\$0.00
		Project Total					\$36,178.00	\$36,178.00	\$0.00
	29	Single Family Homeownership Development	3859	Single Family HO - Habitat For Humanity '17 New Construction	Completed	HOME	\$188,747.77	\$188,747.77	\$0.00
			3860	Single Family HO - Habitat for Humanity '17 Rehab	Completed	HOME	\$24,750.00	\$24,750.00	\$0.00
			4175	Single Family HO - Habitat for Humanity '17 Rehab	Completed	HOME	\$29,402.21	\$29,402.21	\$0.00

U.S. Department of Housing and Urban Development
Office of Community Planning and Development
Integrated Disbursement and Information System
List of Activities By Program Year And Project
CINCINNATI,OH

DATE: 03-29-22
TIME: 15:15
PAGE: 141

Plan Year	IDIS Project	Project	IDIS Activity ID	Activity Name	Activity Status	Program	Funded Amount	Draw Amount	Balance
2016	29	Project Total					\$242,899.98	\$242,899.98	\$0.00
	30	Community Housing Development Organization (CHDO) Development Projects	3713	CHDO Operating Support - Cincinnati Northside Community Urban Redevelopment Corporation (CNCURC)	Completed	HOME	\$16,200.00	\$16,200.00	\$0.00
			3714	CHDO Operating Support - Cornerstone Corp for Shared Equity	Canceled	HOME	\$0.00	\$0.00	\$0.00
			3715	CHDO Operating Support - Over-the-Rhine Community Housing (OTRCH)	Completed	HOME	\$26,960.00	\$26,960.00	\$0.00
			3716	CHDO Operating Support - Price Hill Will (PHW)	Completed	HOME	\$26,961.00	\$26,961.00	\$0.00
			3717	CHDO Operating Support - Walnut Hills Redevelopment Foundation	Canceled	HOME	\$0.00	\$0.00	\$0.00
			3718	CHDO Operating Support - Working In Neighborhoods	Completed	HOME	\$26,961.00	\$26,961.00	\$0.00
			3915	CHDO - WIN Cedar Corridor Piqua Expansion	Completed	HOME	\$553.40	\$553.40	\$0.00
			3941	Morgan Apartments - OTRCH CHDO Development (1 of 3)	Completed	HOME	\$260,752.27	\$260,752.27	\$0.00
		Project Total					\$358,387.67	\$358,387.67	\$0.00
	32	Down Payment Assistance Initiative (ADDI)	3777	DI - 3605 FYFFE AV	Completed	HOME	\$3,650.00	\$3,650.00	\$0.00
			3781	DI - 7345 SCOTTWOOD AV	Completed	HOME	\$4,404.00	\$4,404.00	\$0.00
			3782	DI - 5808 Desmond Street	Completed	HOME	\$3,240.00	\$3,240.00	\$0.00
			3783	DI - 7434 Fairpark Avenue	Completed	HOME	\$2,550.00	\$2,550.00	\$0.00
			3794	DI - 112 Nansen Street	Completed	HOME	\$2,895.00	\$2,895.00	\$0.00
			3795	DI - 1153 Groesbeck	Completed	HOME	\$3,825.00	\$3,825.00	\$0.00
			3796	DI - 7844 Greenland Place	Completed	HOME	\$3,140.00	\$3,140.00	\$0.00
			3801	DI - 5827 SALVIA AVE	Completed	HOME	\$5,000.00	\$5,000.00	\$0.00
			3802	DI - 4308 SAINT LAWRENCE AVE	Completed	HOME	\$3,681.50	\$3,681.50	\$0.00
			3808	DI - 6835 Whitehall	Completed	HOME	\$4,055.00	\$4,055.00	\$0.00
			3811	DI - 3120 West Tower	Completed	HOME	\$4,600.00	\$4,600.00	\$0.00
			3812	DI - 2121 Sutton 2B	Completed	HOME	\$2,975.00	\$2,975.00	\$0.00
			3819	DI - 1003 Gilsey Avenue	Completed	HOME	\$5,000.00	\$5,000.00	\$0.00
			3820	DI - 6630 Orleans Court	Completed	HOME	\$4,873.90	\$4,873.90	\$0.00
			3821	DI - 1580 Wittekind Terrace	Completed	HOME	\$4,160.00	\$4,160.00	\$0.00
			3829	DI - 1185 West Way	Completed	HOME	\$4,000.00	\$4,000.00	\$0.00
			3830	DI - 1041 Springbrook Drive	Completed	HOME	\$5,020.00	\$5,020.00	\$0.00
			3831	DI - 5584 Leafwood	Completed	HOME	\$3,780.00	\$3,780.00	\$0.00
			3838	DI - 5430 Cindy Lane	Completed	HOME	\$5,293.00	\$5,293.00	\$0.00
			3839	DI - 1179 Liveoak Ct	Completed	HOME	\$5,060.00	\$5,060.00	\$0.00
			3843	DI - 1181 East Way	Completed	HOME	\$3,360.00	\$3,360.00	\$0.00
			3857	DI - 5287 Highview Ave	Completed	HOME	\$4,946.00	\$4,946.00	\$0.00
			3897	DI - 5459 Grafton Ave	Completed	HOME	\$5,500.00	\$5,500.00	\$0.00
			3898	DI - 7230 Scottwood Ave	Completed	HOME	\$3,825.00	\$3,825.00	\$0.00

U.S. Department of Housing and Urban Development
Office of Community Planning and Development
Integrated Disbursement and Information System
List of Activities By Program Year And Project
CINCINNATI,OH

DATE: 03-29-22
TIME: 15:15
PAGE: 142

Plan Year	IDIS Project	Project	IDIS Activity ID	Activity Name	Activity Status	Program	Funded Amount	Draw Amount	Balance
2016	32	Down Payment Assistance Initiative (ADDI)	3902	DI - 2572 Mustang	Completed	HOME	\$3,945.00	\$3,945.00	\$0.00
			3903	DI - 3931 S. Clerose Circle	Completed	HOME	\$2,900.00	\$2,900.00	\$0.00
		Project Total					\$105,678.40	\$105,678.40	\$0.00
	33	Operating Support for Community Housing Development Organizations (CHDO)	3906	Operating Support for CHDO - OTRCH	Completed	HOME	\$7,906.00	\$7,906.00	\$0.00
		Project Total					\$7,906.00	\$7,906.00	\$0.00
	35	2016 - 2019 Northern Kentucky Independent District Health OHH16F001 (NKIDH)	3742	2016 - 2019 TBRA OHH16F001 (NKIDH)	Completed	HOPWA	\$8,639.97	\$8,639.97	\$0.00
			3920	2016 - 2019 STRMU OHH16F001 (NKIDH)	Completed	HOPWA	\$82,513.74	\$82,513.74	\$0.00
			3970	2016 - 2019 PHP OHH16F001 (NKIDH)	Canceled	HOPWA	\$0.00	\$0.00	\$0.00
			3971	2016 - 2019 Project Sponsor Admin OHH16F001 (NKIDH)	Completed	HOPWA	\$17,806.15	\$17,806.15	\$0.00
			4040	2016 - 2019 STRMU OHH16F001 (NKIDH) (2018)	Canceled	HOPWA	\$0.00	\$0.00	\$0.00
			4051	2016 - 2019 TBRA OHH16F001 (NKIDH) (2018)	Canceled	HOPWA	\$0.00	\$0.00	\$0.00
		Project Total					\$108,959.86	\$108,959.86	\$0.00
	36	2016 - 2019 Center for Respite Care OHH16F001 (CRC)	3744	2016 - 2019 Supportive Services OHH16F001 (CRC)	Completed	HOPWA	\$9,929.30	\$9,929.30	\$0.00
			3965	2016 - 2019 Project Sponsor Admin OHH16F001 (CRC)	Completed	HOPWA	\$1,327.08	\$1,327.08	\$0.00
			4050	2016 - 2019 Supportive Services OHH16F001 (CRC) (2018)	Completed	HOPWA	\$9,115.76	\$9,115.76	\$0.00
		Project Total					\$20,372.14	\$20,372.14	\$0.00
	37	2016 - 2019 Caracole OHH16F001 (Car)	3743	2016 - 2019 TBRA OHH16F001 (Car)	Completed	HOPWA	\$103,482.09	\$103,482.09	\$0.00
			3921	2016 - 2019 PHP OHH16F001 (Car)	Completed	HOPWA	\$30,726.73	\$30,726.73	\$0.00
			3966	2016 - 2019 STRMU OHH16F001 (Car)	Completed	HOPWA	\$47,713.39	\$47,713.39	\$0.00
			3967	2016 - 2019 Supportive Services OHH16F001 (Car)	Completed	HOPWA	\$104,436.11	\$104,436.11	\$0.00
			3968	2016 - 2019 Facility Based OHH16F001 (Car)	Completed	HOPWA	\$197,655.91	\$197,655.91	\$0.00
			3969	2016 - 2019 Project Sponsor Admin OHH16F001 (Car)	Completed	HOPWA	\$39,929.32	\$39,929.32	\$0.00
			4043	2016 - 2019 Supportive Services OHH16F001 (Car)	Completed	HOPWA	\$176.49	\$176.49	\$0.00
		Project Total					\$524,120.04	\$524,120.04	\$0.00
	38	ESG Homeless Shleter and Other Homeless Housing / ESG Homelessness Prevention / ESG Administration	3739	ESG Shelters 2016	Completed	HESG	\$550,000.00	\$550,000.00	\$0.00
			3792	ESG - Homelessness Prevention '16	Completed	HESG	\$356,381.00	\$356,381.00	\$0.00
			3806	ESG Administration 2016	Completed	HESG	\$73,490.00	\$73,490.00	\$0.00
		Project Total					\$979,871.00	\$979,871.00	\$0.00
	39	2016 - 2019 Strategies To End Homelessness Grantee Admin OHH16F001 (STEh)	3805	2016 - 2019 Strategies To End Homelessness Grantee Admin OHH16F001 (STEh)	Completed	HOPWA	\$11,563.00	\$11,563.00	\$0.00
							\$11,563.00	\$11,563.00	\$0.00
	40	Section 108 Debt Service Loan Servicing	3711	Homeless to Homes - Drop Inn Center Men's Shelter	Open	CDBG	\$7,000,000.00	\$7,000,000.00	\$0.00
			3826	Section 108 Debt Service 2016	Completed	CDBG	\$1,387,000.00	\$1,387,000.00	\$0.00
		Project Total					\$8,387,000.00	\$8,387,000.00	\$0.00
	41	2016 - 2019 Shelter House Volunteer Group OHH16F001 (Shelter)	3998	2016 - 2019 Project Sponsor Admin OHH16F001	Completed	HOPWA	\$540.71	\$540.71	\$0.00
			3999	2016 - 2019 Supportive Services OHH16F001 (Shelter)	Completed	HOPWA	\$7,183.68	\$7,183.68	\$0.00

U.S. Department of Housing and Urban Development
Office of Community Planning and Development
Integrated Disbursement and Information System
List of Activities By Program Year And Project
CINCINNATI,OH

DATE: 03-29-22
TIME: 15:15
PAGE: 143

Plan Year	IDIS Project	Project	IDIS Activity ID	Activity Name	Activity Status	Program	Funded Amount	Draw Amount	Balance
2016	41	2016 - 2019 Shelter House Volunteer Group OHH16F001 (Shelter)	4053	2016 - 2019 Supportive Services OHH16F001 (Shelter) (2018)	Completed	HOPWA	\$22,034.57	\$22,034.57	\$0.00
		Project Total					\$29,758.96	\$29,758.96	\$0.00
	42	Administration	3803	HOME ADMINISTRATION 2016	Completed	HOME	\$261,469.54	\$261,469.54	\$0.00
			3804	CDBG General Administration and Planning 2016	Completed	CDBG	\$2,334,074.00	\$2,334,074.00	\$0.00
		Project Total					\$2,595,543.54	\$2,595,543.54	\$0.00
						CDBG	\$19,377,479.37	\$19,377,393.03	\$86.34
						HESG	\$979,871.00	\$979,871.00	\$0.00
						HOME	\$1,943,148.25	\$1,943,148.25	\$0.00
						HOPWA	\$694,774.00	\$694,774.00	\$0.00
		Program Total					\$22,995,272.62	\$22,995,186.28	\$86.34
2017	1	Housing Repair Services '17							
			3853	Housing Repair Services 2017 January	Completed	CDBG	\$740.00	\$740.00	\$0.00
			3861	Housing Repair Services Project Delivery Costs for 2017	Completed	CDBG	\$62,108.79	\$62,108.79	\$0.00
			3871	Housing Repair Services 2017 February	Completed	CDBG	\$119,916.04	\$119,916.04	\$0.00
			3872	Housing Repair Services 2017 March	Completed	CDBG	\$152,511.61	\$152,511.61	\$0.00
			3873	Housing Repair Services 2017 April	Completed	CDBG	\$99,437.03	\$99,437.03	\$0.00
			3874	Housing Repair Services 2017 May	Completed	CDBG	\$114,607.84	\$114,607.84	\$0.00
			3875	Housing Repair Services 2017 June	Completed	CDBG	\$29,825.45	\$29,825.45	\$0.00
			3876	Housing Repair Services 2017 July	Completed	CDBG	\$83,178.46	\$83,178.46	\$0.00
			3877	Housing Repair Services 2017 August	Completed	CDBG	\$127,164.68	\$127,164.68	\$0.00
			3878	Housing Repair Services 2017 September	Completed	CDBG	\$160,122.36	\$160,122.36	\$0.00
			3879	Housing Repair Services 2017 October	Completed	CDBG	\$174,454.73	\$174,454.73	\$0.00
			3880	Housing Repair Services 2017 November	Completed	CDBG	\$233,461.88	\$233,461.88	\$0.00
			3881	Housing Repair Services 2017 December	Completed	CDBG	\$150,160.69	\$150,160.69	\$0.00
			4080	Housing Repair Services 2018 April	Completed	CDBG	\$7,404.61	\$7,404.61	\$0.00
			4081	Housing Repair Services 2018 May	Canceled	CDBG	\$0.00	\$0.00	\$0.00
			4251	Housing Repair Services Project Delivery 2019	Completed	CDBG	\$2,319.36	\$2,319.36	\$0.00
		Project Total					\$1,517,413.53	\$1,517,413.53	\$0.00
	2	Affordable Multi Family Rental Program '17	4093	Cincinnati Scholar House	Canceled	HOME	\$0.00	\$0.00	\$0.00
			4140	Monitoring Inspection 2019 (New Construction)	Canceled	HOME	\$0.00	\$0.00	\$0.00
			4209	SHIP - Commons of South Cumminsville Permanent Supportive Housing	Completed	HOME	\$157,018.30	\$157,018.30	\$0.00
			4259	SHIP Arts Apartments (3 of 6)	Open	CDBG	\$90,000.00	\$90,000.00	\$0.00
		Project Total					\$247,018.30	\$247,018.30	\$0.00
	3	Blueprint For Success '18	3930	Blueprint For Success - Job Training 2017	Completed	CDBG	\$62,195.00	\$62,195.00	\$0.00
		Project Total					\$62,195.00	\$62,195.00	\$0.00
	5	Commercial and Industrial Redevelopment '17	4184	SPUR Metro West	Canceled	CDBG	\$0.00	\$0.00	\$0.00
			4293	West Price Hill Commercial Development 4034 Glenway	Canceled	CDBG	\$0.00	\$0.00	\$0.00

U.S. Department of Housing and Urban Development
Office of Community Planning and Development
Integrated Disbursement and Information System
List of Activities By Program Year And Project
CINCINNATI,OH

DATE: 03-29-22
TIME: 15:15
PAGE: 144

Plan Year	IDIS Project	Project	IDIS Activity ID	Activity Name	Activity Status	Program	Funded Amount	Draw Amount	Balance
2017	5	Commercial and Industrial Redevelopment '17	4301	C&I - Stagecraft Redevelopment Project (2 of 3)	Open	CDBG	\$160,750.17	\$160,750.17	\$0.00
		Project Total					\$160,750.17	\$160,750.17	\$0.00
	6	Compliance Assistance Repairs for the Elderly (CARE) '17	3927	Compliance Assistance Repairs for the Elderly (CARE) 2017	Completed	CDBG	\$132,726.13	\$132,726.13	\$0.00
			4248	Compliance Assistance Repairs for the Elderly (CARE) NEP 2019	Completed	CDBG	\$9,190.87	\$9,190.87	\$0.00
			4571	Compliance Assistance Repairs for the Elderly (CARE) NEP 2021-2022	Open	CDBG	\$0.00	\$0.00	\$0.00
		Project Total					\$141,917.00	\$141,917.00	\$0.00
	7	Concentrated Code Enforcement	3882	Concentrated Code Enforcement 2017	Completed	CDBG	\$523,170.80	\$523,170.80	\$0.00
		Project Total					\$523,170.80	\$523,170.80	\$0.00
	8	Core 4 Strategic Housing Program '17	3947	SHIP - South Block Strategic Housing 771 / 772 McMillan	Completed	CDBG	\$107.00	\$107.00	\$0.00
			4139	SHIP - Benton Block Redevelopment Phase 1 - 1714 Vine and 1661 Hamer Project Delivery	Canceled	CDBG	\$0.00	\$0.00	\$0.00
			4142	57 East Redevelopment - 57 East McMicken and 1662 Hamer	Canceled	CDBG	\$0.00	\$0.00	\$0.00
			4199	SHIP - Madison Villa Redevelopment	Open	HOME	\$519,871.78	\$519,871.78	\$0.00
			4297	509 E 12th Street	Canceled	CDBG	\$0.00	\$0.00	\$0.00
		Project Total					\$519,978.78	\$519,978.78	\$0.00
	9	Corporation for Findlay Market '17	3918	Corporation for Findlay Market '17	Completed	CDBG	\$125,000.00	\$125,000.00	\$0.00
			4066	Corporation for Findlay Market '18	Completed	CDBG	\$48,318.00	\$48,318.00	\$0.00
		Project Total					\$173,318.00	\$173,318.00	\$0.00
	10	Emergency Mortgage Assistance '17	3923	Emergency Mortgage Assistance - Project Delivery	Completed	CDBG	\$358.78	\$358.78	\$0.00
			3924	Emergency Mortgage Assistance 2017 - Subsistence Payments	Completed	CDBG	\$67,436.22	\$67,436.22	\$0.00
			3925	Emergency Mortgage Assistance 2017 - Counseling Services	Completed	CDBG	\$37,985.00	\$37,985.00	\$0.00
			4204	Emergency Mortgage Assistance 2018 - Subsistence Payments	Completed	CDBG	\$12,138.00	\$12,138.00	\$0.00
		Project Total					\$117,918.00	\$117,918.00	\$0.00
	11	Fair Housing Services '17	3928	Fair Housing Services 2017	Completed	CDBG	\$174,703.00	\$174,703.00	\$0.00
		Project Total					\$174,703.00	\$174,703.00	\$0.00
	12	Groundwork Cincinnati - Millcreek Restoration	3951	Groundwork Cincinnati - Mill Creek Restoration '17	Completed	CDBG	\$29,069.87	\$29,069.87	\$0.00
		Project Total					\$29,069.87	\$29,069.87	\$0.00
	13	Hand Up Initiative '17	4011	Hand Up Initiative (Freestore Foodbank) 2018	Completed	CDBG	\$225,000.00	\$225,000.00	\$0.00
			4016	Hand Up Initiative (Mercy Neighborhood Ministries) 2018	Completed	CDBG	\$61,234.21	\$61,234.21	\$0.00
			4017	Hand Up Initiative (Easter Seals) 2018	Completed	CDBG	\$52,500.00	\$52,500.00	\$0.00
			4019	Hand Up Initiative (IKRON) 2018	Completed	CDBG	\$5,864.69	\$5,864.69	\$0.00

U.S. Department of Housing and Urban Development
Office of Community Planning and Development
Integrated Disbursement and Information System
List of Activities By Program Year And Project
CINCINNATI,OH

DATE: 03-29-22
TIME: 15:15
PAGE: 145

Plan Year	IDIS Project	Project	IDIS Activity ID	Activity Name	Activity Status	Program	Funded Amount	Draw Amount	Balance
2017	13	Hand Up Initiative '17	4021	Hand Up Initiative (Cincinnati Works) 2018	Completed	CDBG	\$259,593.50	\$259,593.50	\$0.00
			4022	Hand Up Initiative (CAA) 2018	Completed	CDBG	\$139,681.00	\$139,681.00	\$0.00
			4031	Hand Up Initiative (Urban League) 2018	Completed	CDBG	\$217,275.99	\$217,275.99	\$0.00
			4036	Hand Up Initiative Project Delivery	Completed	CDBG	\$78,501.13	\$78,501.13	\$0.00
			4197	Hand Up Initiative Project Delivery	Open	CDBG	\$52,014.95	\$52,014.95	\$0.00
			4279	Hand Up Initiative (Easter Seals) 2019	Completed	CDBG	\$58,750.00	\$58,750.00	\$0.00
			4280	Hand Up Initiative (CAA) 2019	Completed	CDBG	\$55,351.75	\$55,351.75	\$0.00
			Project Total				\$1,205,767.22	\$1,205,767.22	\$0.00
	14	Hazard Abatement Program '17	3961	Hazard Abatement Demolition 2017	Open	CDBG	\$337,087.08	\$337,087.08	\$0.00
			3962	Hazard Abatement - Barricade	Open	CDBG	\$278,433.53	\$278,433.53	\$0.00
			Project Total				\$615,520.61	\$615,520.61	\$0.00
	15	Historic Stabilization of Structures '17	4159	Historic Stabilization of Structures - 3864 Reading	Completed	CDBG	\$49,100.13	\$49,100.13	\$0.00
			4410	Historic Stabilization of Structures - 3719 Reading	Canceled	CDBG	\$0.00	\$0.00	\$0.00
			4412	Historic Stabilization of Structures - 56 and 60 McMicken	Completed	CDBG	\$69,250.00	\$69,250.00	\$0.00
			Project Total				\$118,350.13	\$118,350.13	\$0.00
	16	Homeowner Rehab Loan Servicing '17	3883	Homeowner Rehab Loan Servicing	Open	CDBG	\$1,000.36	\$1,000.36	\$0.00
	Project Total						\$1,000.36	\$1,000.36	\$0.00
	18	Lead Hazard Testing Program '17	3932	Lead Hazard Testing Program 2017	Completed	CDBG	\$300,000.00	\$300,000.00	\$0.00
	Project Total						\$300,000.00	\$300,000.00	\$0.00
	19	Neighborhood Business District (NBD) Improvement Program '17	3926	NBDIP College Hill 6060 Hamilton Avenue	Open	CDBG	\$401,981.64	\$401,981.64	\$0.00
			4001	NBDIP - Meiser's Market 734 - 738 State Avenue Lower Price Hill	Open	CDBG	\$137,815.74	\$137,815.74	\$0.00
			4067	NBDIP - Northside Pole and Banner Restorations	Completed	CDBG	\$24,154.54	\$24,154.54	\$0.00
			4073	NBDIP Sidewalks on Main	Completed	CDBG	\$5,631.94	\$5,631.94	\$0.00
			4123	NBDIP Camp Washington 2963 Colerain	Completed	CDBG	\$120,087.91	\$120,087.91	\$0.00
			4129	NBDIP East Price Hill Olden Tot Lot Redevelopment Phase 2	Completed	CDBG	\$106,958.08	\$106,958.08	\$0.00
			4174	NBDIP CHCURC House of Joy Acquisition Renovation (3 of 3)	Open	CDBG	\$6,227.35	\$6,227.35	\$0.00
			4229	NBDIP - Acquisition/Stabilization of 1740 Brewster Phase 1	Completed	CDBG	\$120.78	\$120.78	\$0.00
			Project Total				\$802,977.98	\$802,977.98	\$0.00
	20	Operating Support for CDCs '17	3870	Operating Support for Community Development Corporations (CDCs) 2017	Completed	CDBG	\$139,854.70	\$139,854.70	\$0.00
			4030	Operating Support for Community Development Corporations (CDCs) 2018	Completed	CDBG	\$31,470.44	\$31,470.44	\$0.00
			4162	Operating Support for Community Development Corporations (CDCs) 2018 - 2019	Completed	CDBG	\$94,674.86	\$94,674.86	\$0.00
			Project Total				\$266,000.00	\$266,000.00	\$0.00

U.S. Department of Housing and Urban Development
Office of Community Planning and Development
Integrated Disbursement and Information System
List of Activities By Program Year And Project
CINCINNATI,OH

DATE: 03-29-22
TIME: 15:15
PAGE: 146

Plan Year	IDIS Project	Project	IDIS Activity ID	Activity Name	Activity Status	Program	Funded Amount	Draw Amount	Balance
2017	21	Small Business Services '17	4187	Small Business Services - Greater Cincinnati Microenterprise Initiative (GCMi) 2019-2020	Completed	CDBG	\$168,401.12	\$168,401.12	\$0.00
			4628	Small Business Services - Greater Cincinnati Microenterprise Initiative (GCMi) 2022	Canceled	CDBG	\$0.00	\$0.00	\$0.00
		Project Total					\$168,401.12	\$168,401.12	\$0.00
	22	Summer Youth Employment Program '17	3911	Summer Youth Employment (Urban League) 2017	Completed	CDBG	\$185,546.69	\$185,546.69	\$0.00
			3919	Summer Youth Employment - Art Works 2017	Completed	CDBG	\$109,392.79	\$109,392.79	\$0.00
			3963	Summer Youth Employment (University of Cincinnati) 2017	Completed	CDBG	\$4,970.00	\$4,970.00	\$0.00
			3964	Summer Youth Employment - Recreation 2017	Completed	CDBG	\$474,140.88	\$474,140.88	\$0.00
			4038	Youth and Young Adult Employment (Urban League) 2018	Completed	CDBG	\$74,545.50	\$74,545.50	\$0.00
			4068	Youth and Young Adult Employment - Art Works 2018	Completed	CDBG	\$55,905.06	\$55,905.06	\$0.00
			4119	Youth and Young Adult Employment (Fire) 2018	Completed	CDBG	\$5,499.08	\$5,499.08	\$0.00
		Project Total					\$910,000.00	\$910,000.00	\$0.00
	23	Tenant Representation '17	3922	Tenant Representation 2017	Completed	CDBG	\$122,000.00	\$122,000.00	\$0.00
		Project Total					\$122,000.00	\$122,000.00	\$0.00
	25	Vacant Lot Reutilization '17	4033	Vacant Lot Reutilization - Third Presbyterian Church 3355 McHenry	Completed	CDBG	\$3,623.00	\$3,623.00	\$0.00
			4061	Vacant Lot Reutilization - Enright Ridge Urban EcoVillage	Completed	CDBG	\$555.00	\$555.00	\$0.00
			4065	Vacant Lot Reutilization - Gamble Montessori 2700 Felicity	Completed	CDBG	\$822.00	\$822.00	\$0.00
		Project Total					\$5,000.00	\$5,000.00	\$0.00
	26	CHDO Development Projects '17	3942	Morgan Apartments - OTRCH CHDO Development (2 of 3)	Completed	HOME	\$95,571.47	\$95,571.47	\$0.00
			4089	CHDO Development 821 Flats OTRCH (2 of 3)	Completed	HOME	\$164,477.20	\$164,477.20	\$0.00
		Project Total					\$260,048.67	\$260,048.67	\$0.00
	27	Down Payment Assistance Program '17	4071	DI - 1014 Lusitania	Completed	HOME	\$2,575.00	\$2,575.00	\$0.00
			4074	DI - 5507 Newfield Avenue	Completed	HOME	\$3,160.00	\$3,160.00	\$0.00
			4078	DI - 601 Burr Oak Street	Completed	HOME	\$3,500.00	\$3,500.00	\$0.00
			4097	DI - 1110 Ryland Avenue	Completed	HOME	\$4,600.00	\$4,600.00	\$0.00
			4098	DI - 941 Seibel Lane	Completed	HOME	\$5,000.00	\$5,000.00	\$0.00
			4099	DI - 2677 Montana Avenue, Unit #12	Completed	HOME	\$3,196.00	\$3,196.00	\$0.00
			4100	DI - 5315 Tanner Avenue	Completed	HOME	\$5,000.00	\$5,000.00	\$0.00
			4117	DI - 152 W. 66th Street	Completed	HOME	\$4,560.00	\$4,560.00	\$0.00
			4125	DI - 3132 West Tower Avenue	Completed	HOME	\$4,770.00	\$4,770.00	\$0.00
			4128	DI - 4054 Vinedale Avenue	Completed	HOME	\$3,090.00	\$3,090.00	\$0.00
			4143	DI - 7988 Stillwell	Open	HOME	\$4,996.00	\$4,996.00	\$0.00
			4147	DI - 3418 Locust	Completed	HOME	\$4,800.00	\$4,800.00	\$0.00

U.S. Department of Housing and Urban Development
Office of Community Planning and Development
Integrated Disbursement and Information System
List of Activities By Program Year And Project
CINCINNATI,OH

DATE: 03-29-22
TIME: 15:15
PAGE: 147

Plan Year	IDIS Project	Project	IDIS Activity ID	Activity Name	Activity Status	Program	Funded Amount	Draw Amount	Balance
2017	27	Down Payment Assistance Program '17	4149	DI - 1188 Mosswood	Completed	HOME	\$5,000.00	\$5,000.00	\$0.00
			4168	DI - 1140 S Lynnebrook	Canceled	HOME	\$0.00	\$0.00	\$0.00
			4169	DI - 1213 Bates Avenue	Canceled	HOME	\$0.00	\$0.00	\$0.00
			4172	DI - 2821 West Eighth Street	Completed	HOME	\$3,360.00	\$3,360.00	\$0.00
			4177	DI - 2500 Warsaw #16	Completed	HOME	\$5,000.00	\$5,000.00	\$0.00
			4179	DI - 3049 West Tower	Canceled	HOME	\$0.00	\$0.00	\$0.00
			4200	DI - 7953 Cherrywood	Completed	HOME	\$4,496.00	\$4,496.00	\$0.00
			4202	DI - 3749 St Lawrence	Canceled	HOME	\$0.00	\$0.00	\$0.00
			4206	DI - 1216 Bates	Completed	HOME	\$4,000.00	\$4,000.00	\$0.00
			4212	DI - 5774 Colerain Avenue	Open	HOME	\$3,845.00	\$3,845.00	\$0.00
			4218	DI - 7248 Eastlawn	Completed	HOME	\$5,000.00	\$5,000.00	\$0.00
			4238	DI - 1055 Schiff Avenue	Completed	HOME	\$4,150.00	\$4,150.00	\$0.00
			4239	DI - 1739 Garden Lane	Canceled	HOME	\$0.00	\$0.00	\$0.00
			4282	DI - 1436 Marlowe Avenue	Completed	HOME	\$5,000.00	\$5,000.00	\$0.00
			4283	DI - 6238 Cary Avenue	Completed	HOME	\$5,000.00	\$5,000.00	\$0.00
			4290	DI - 7883 Glenorchard Drive	Completed	HOME	\$5,000.00	\$5,000.00	\$0.00
			4323	DI - 845 Harris Avenue	Completed	HOME	\$1,395.00	\$1,395.00	\$0.00
			4549	DI - 1711 Hewitt	Canceled	HOME	\$0.00	\$0.00	\$0.00
			4574	DI - 6504 Chandler	Completed	HOME	\$5,000.00	\$5,000.00	\$0.00
			4579	DI - 906 Kreis	Open	HOME	\$5,000.00	\$5,000.00	\$0.00
		Project Total					\$110,493.00	\$110,493.00	\$0.00
	28	Operating Support for CHDOs '17	3905	Operating Support for CHDO - Working In Neighborhoods	Completed	HOME	\$29,396.00	\$29,396.00	\$0.00
			3907	Operating Support for CHDO - OTRCH	Completed	HOME	\$15,676.88	\$15,676.88	\$0.00
			3908	Operating Support for CHDO - Price Hill Will	Completed	HOME	\$29,396.00	\$29,396.00	\$0.00
			4025	Operating Support for CHDO - Over-the-Rhine Community Housing 2018	Completed	HOME	\$6,750.00	\$6,750.00	\$0.00
			4026	Operating Support for CHDO - Working In Neighborhoods 2018	Completed	HOME	\$6,750.00	\$6,750.00	\$0.00
			4027	Operating Support for CHDO - Price Hill Will 2018	Completed	HOME	\$6,750.00	\$6,750.00	\$0.00
			4028	Operating Support for CHDO - Cincinnati Northside CURC 2018	Completed	HOME	\$6,750.00	\$6,750.00	\$0.00
		Project Total					\$101,468.88	\$101,468.88	\$0.00
	30	Single Family Homeownership Development	4244	SHIP - The Manse Apartments Walnut Hills Senior Campus	Canceled	HOME	\$0.00	\$0.00	\$0.00
		Project Total					\$0.00	\$0.00	\$0.00
	32	Emergency Solutions Grant (ESG) '17	3889	ESG - Rapid Re-Housing '17	Completed	HESG	\$345,575.00	\$345,575.00	\$0.00
			3890	ESG17 - Homeless Shelters and Other Homeless Housing	Completed	HESG	\$550,000.00	\$550,000.00	\$0.00
			4032	ESG Administration 2017	Canceled	HESG	\$0.00	\$0.00	\$0.00

U.S. Department of Housing and Urban Development
Office of Community Planning and Development
Integrated Disbursement and Information System
List of Activities By Program Year And Project
CINCINNATI,OH

DATE: 03-29-22
TIME: 15:15
PAGE: 148

Plan Year	IDIS Project	Project	IDIS Activity ID	Activity Name	Activity Status	Program	Funded Amount	Draw Amount	Balance
2017	32	Emergency Solutions Grant (ESG) '17	4090	ESG Administration '17	Canceled	HESG	\$0.00	\$0.00	\$0.00
			4096	ESG Administration 2017	Completed	HESG	\$72,614.00	\$72,614.00	\$0.00
		Project Total					\$968,189.00	\$968,189.00	\$0.00
	33	2017 - 2020 Caracole OHH17F001 (Car)	3893	2017 - 2020 Supportive Services OHH17F001 (Car)	Completed	HOPWA	\$48,676.86	\$48,676.86	\$0.00
			3894	2017 - 2020 PHP OHH17F001 (Car)	Completed	HOPWA	\$26,486.66	\$26,486.66	\$0.00
			3895	2017 - 2020 STRMU OHH17F001 (Car)	Completed	HOPWA	\$38,171.20	\$38,171.20	\$0.00
			3901	2017 - 2020 TBRA OHH17F001 (Car)	Completed	HOPWA	\$47,734.86	\$47,734.86	\$0.00
			3975	2017 - 2020 Facility Based OHH17F001 (Car)	Canceled	HOPWA	\$0.00	\$0.00	\$0.00
			3976	2017 - 2020 Project Sponsor Admin OHH17F001 (Car)	Completed	HOPWA	\$23,985.59	\$23,985.59	\$0.00
			4044	2017 - 2020 Facility Based Permanent Housing (Car) (2018)	Completed	HOPWA	\$48,625.85	\$48,625.85	\$0.00
			4045	2017 - 2020 Facility Based Permanent Housing (Car) (2018)	Completed	HOPWA	\$36,531.68	\$36,531.68	\$0.00
			4046	2017 - 2020 TBRA OHH17F001 (Car) (2018)	Completed	HOPWA	\$116,633.13	\$116,633.13	\$0.00
			4047	2017 - 2020 PHP OHH17F001 (Car) (2018)	Completed	HOPWA	\$48,944.95	\$48,944.95	\$0.00
			4049	2017 - 2020 STRMU OHH17F001 (Car) (2018)	Completed	HOPWA	\$52,937.27	\$52,937.27	\$0.00
		Project Total					\$488,728.05	\$488,728.05	\$0.00
	34	2017 - 2020 Northern Kentucky Independent District Health OHH17F001 (NKIDH)	3891	2017 - 2020 PHP OHH17F001 (NKIDH)	Completed	HOPWA	\$1,686.19	\$1,686.19	\$0.00
			3899	2017 - 2020 TBRA OHH17F001 (NKIDH)	Completed	HOPWA	\$47,331.62	\$47,331.62	\$0.00
			3900	2017 - 2020 STRMU OHH17F001 (NKIDH)	Completed	HOPWA	\$10,501.52	\$10,501.52	\$0.00
			3977	2017 - 2020 Project Sponsor Admin OHH17F001 (NKIDH)	Canceled	HOPWA	\$0.00	\$0.00	\$0.00
			4039	2017 - 2020 STRMU OHH17F001 (NKIDH) (2018)	Completed	HOPWA	\$35,591.58	\$35,591.58	\$0.00
			4052	2017 - 2020 TBRA OHH17F001 (NKIDH) (2018)	Completed	HOPWA	\$73,262.64	\$73,262.64	\$0.00
		Project Total					\$168,373.55	\$168,373.55	\$0.00
	35	2017 - 2020 Center for Respite Care OHH17F001 (CRC)	3892	2017 - 2020 Supportive Services OHH17F001 (CRC)	Completed	HOPWA	\$18,057.35	\$18,057.35	\$0.00
			3974	2017 - 2020 Project Sponsor Admin OHH17F001 (CRC)	Completed	HOPWA	\$572.26	\$572.26	\$0.00
		Project Total					\$18,629.61	\$18,629.61	\$0.00
	36	Section 108 Debt Service '17	3980	Section 108 Debt Service 2017	Completed	CDBG	\$1,327,833.06	\$1,327,833.06	\$0.00
		Project Total					\$1,327,833.06	\$1,327,833.06	\$0.00
	37	Administration and Planning '17	3985	CDBG General Administration 2017	Completed	CDBG	\$2,352,616.94	\$2,352,616.94	\$0.00
			4004	HOME Administration 2017	Open	HOME	\$230,253.48	\$230,253.48	\$0.00
		Project Total					\$2,582,870.42	\$2,582,870.42	\$0.00
	39	2017 - 2020 Shelter House Volunteer Group OHH17F001 (Shelter)	3978	2017 - 2020 Supportive Services OHH17F001 (Shelter)	Completed	HOPWA	\$14,350.00	\$14,350.00	\$0.00
			3979	2017 - 2020 Project Sponsor Admin OHH17F001 (Shelter)	Completed	HOPWA	\$10,970.31	\$10,970.31	\$0.00
			4054	2017 - 2020 Supportive Services OHH17F001 (Shelter) (2018)	Completed	HOPWA	\$66,871.48	\$66,871.48	\$0.00
		Project Total					\$92,191.79	\$92,191.79	\$0.00

U.S. Department of Housing and Urban Development
Office of Community Planning and Development
Integrated Disbursement and Information System
List of Activities By Program Year And Project
CINCINNATI,OH

DATE: 03-29-22
TIME: 15:15
PAGE: 149

Plan Year	IDIS Project	Project	IDIS Activity ID	Activity Name	Activity Status	Program	Funded Amount	Draw Amount	Balance
2017	40	2017 - 2020 Strategies To End Homelessness Grantee Admin OHH17F001 (STEH)	3972	2017 - 2020 Strategies To End Homelessness Grantee Admin OHH17F001 (STEH)	Completed	HOPWA	\$23,750.00	\$23,750.00	\$0.00
		Project Total					\$23,750.00	\$23,750.00	\$0.00
	41	West Price Hill Area Development Program	4072	West Price Hill Area Development Residential	Open	CDBG	\$1,230,614.70	\$1,230,614.70	\$0.00
			4190	West Price Hill Commercial Development 4034 Glenway	Open	CDBG	\$631,505.86	\$631,505.86	\$0.00
			4225	West Price Hill Area Development Residential (Project Delivery)	Completed	CDBG	\$5,204.74	\$5,204.74	\$0.00
		Project Total					\$1,867,325.30	\$1,867,325.30	\$0.00
						CDBG	\$13,053,355.09	\$13,053,355.09	\$0.00
						HESG	\$968,189.00	\$968,189.00	\$0.00
						HOME	\$1,379,154.11	\$1,379,154.11	\$0.00
						HOPWA	\$791,673.00	\$791,673.00	\$0.00
		Program Total					\$16,192,371.20	\$16,192,371.20	\$0.00
		2017 Total							
2018	1	Housing Repair Services '18	4009	Housing Repair Services Project Delivery Costs	Completed	CDBG	\$83,653.35	\$83,653.35	\$0.00
			4082	Housing Repair Services 2018 May	Completed	CDBG	\$96,794.83	\$96,794.83	\$0.00
			4084	Housing Repair Services 2018 Avondale	Completed	CDBG	\$57,256.00	\$57,256.00	\$0.00
			4124	Housing Repair Services 2018 June	Completed	CDBG	\$214,584.44	\$214,584.44	\$0.00
			4171	Housing Repair Services 2018 July-Sept	Completed	CDBG	\$473,778.48	\$473,778.48	\$0.00
			4173	Housing Repair Services 2018 Oct-Dec	Completed	CDBG	\$491,966.61	\$491,966.61	\$0.00
			4176	Housing Repair Services Project Delivery Costs	Completed	CDBG	\$36,488.13	\$36,488.13	\$0.00
			4205	Housing Repair Services Jan 2019	Completed	CDBG	\$161,668.87	\$161,668.87	\$0.00
			4227	Housing Repair Services Feb 2019	Completed	CDBG	\$80,120.06	\$80,120.06	\$0.00
			4242	Housing Repair Services Mar 2019	Completed	CDBG	\$68,970.50	\$68,970.50	\$0.00
			4243	Housing Repair Services Apr 2019	Completed	CDBG	\$80,337.12	\$80,337.12	\$0.00
			4250	Housing Repair Services May 2019	Canceled	CDBG	\$0.00	\$0.00	\$0.00
			4255	Housing Repair Services May and June 2019	Completed	CDBG	\$168,595.70	\$168,595.70	\$0.00
		Project Total					\$2,014,214.09	\$2,014,214.09	\$0.00
	2	Blueprint For Success '18	4134	Blueprint For Success - Job Training 2018-2019	Completed	CDBG	\$89,999.22	\$89,999.22	\$0.00
		Project Total					\$89,999.22	\$89,999.22	\$0.00
	3	Commercial and Industrial Redevelopment '18	4294	West Price Hill Commercial Development 4034 Glenway	Open	CDBG	\$43,750.17	\$43,750.17	\$0.00
			4302	C&I - Stagecraft Redevelopment Project (3 of 3)	Open	CDBG	\$174,249.83	\$174,249.83	\$0.00
		Project Total					\$218,000.00	\$218,000.00	\$0.00
	4	Compliance Assistance Repairs for the Elderly '18	4127	Compliance Assistance Repairs for the Elderly (CARE) NEP 2018	Completed	CDBG	\$152,415.00	\$152,415.00	\$0.00
			4247	Compliance Assistance Repairs for the Elderly (CARE) NEP 2019-2020	Canceled	CDBG	\$0.00	\$0.00	\$0.00
			4572	Compliance Assistance Repairs for the Elderly (CARE) NEP 2021-2022	Open	CDBG	\$0.00	\$0.00	\$0.00
		Project Total					\$152,415.00	\$152,415.00	\$0.00

U.S. Department of Housing and Urban Development
Office of Community Planning and Development
Integrated Disbursement and Information System
List of Activities By Program Year And Project
CINCINNATI,OH

DATE: 03-29-22
TIME: 15:15
PAGE: 150

Plan Year	IDIS Project	Project	IDIS Activity ID	Activity Name	Activity Status	Program	Funded Amount	Draw Amount	Balance
2018	5	Concentrated Code Enforcement '18	4153	Concentrated Code Enforcement 2018	Completed	CDBG	\$524,000.00	\$524,000.00	\$0.00
		Project Total					\$524,000.00	\$524,000.00	\$0.00
	6	Emergency Mortgage Assistance '18	4135	Emergency Mortgage Assistance 2018-2019 - Subsistence Payments	Completed	CDBG	\$53,862.00	\$53,862.00	\$0.00
			4136	Emergency Mortgage Assistance 2018-2019 - Counseling Services	Completed	CDBG	\$47,500.44	\$47,500.44	\$0.00
			4137	Emergency Mortgage Assistance - Project Delivery	Completed	CDBG	\$11,414.34	\$11,414.34	\$0.00
			4430	Emergency Mortgage Assistance 2020-2021 - Counseling Services	Completed	CDBG	\$904.62	\$904.62	\$0.00
		Project Total					\$113,681.40	\$113,681.40	\$0.00
	7	Fair Housing Services '18	4133	Fair Housing Services 2018-2019	Completed	CDBG	\$140,000.00	\$140,000.00	\$0.00
		Project Total					\$140,000.00	\$140,000.00	\$0.00
	8	Findlay Market Capacity Building '18	4132	Corporation for Findlay Market 2018-2019	Completed	CDBG	\$125,000.00	\$125,000.00	\$0.00
		Project Total					\$125,000.00	\$125,000.00	\$0.00
	9	Groundwork Cincinnati - Millcreek Restoration '18	4170	Groundwork Cincinnati - Mill Creek Restoration '18	Completed	CDBG	\$50,000.00	\$50,000.00	\$0.00
		Project Total					\$50,000.00	\$50,000.00	\$0.00
	10	Hand Up Initiative '18	4182	Hand Up Initiative Project Delivery	Open	CDBG	\$67,702.75	\$67,702.75	\$0.00
			4192	Hand Up Initiative (Cincinnati Works) 2019	Completed	CDBG	\$325,000.00	\$325,000.00	\$0.00
			4193	Hand Up Initiative (Freestore Foodbank) 2019	Completed	CDBG	\$233,749.60	\$233,749.60	\$0.00
			4194	Hand Up Initiative (IKRON) 2019	Completed	CDBG	\$197,640.00	\$197,640.00	\$0.00
			4195	Hand Up Initiative (Mercy Neighborhood Ministries) 2019	Completed	CDBG	\$102,000.00	\$102,000.00	\$0.00
			4196	Hand Up Initiative (Urban League) 2019	Completed	CDBG	\$225,000.00	\$225,000.00	\$0.00
			4292	Hand Up Initiative (Per Scholas) 2019	Completed	CDBG	\$8,807.00	\$8,807.00	\$0.00
		Project Total					\$1,159,899.35	\$1,159,899.35	\$0.00
	11	Hazard Abatement Program '18	4214	Hazard Abatement - Barricade	Open	CDBG	\$145,356.94	\$143,401.41	\$1,955.53
			4215	Hazard Abatement Demolition 2018	Open	CDBG	\$457,792.05	\$457,792.05	\$0.00
		Project Total					\$603,148.99	\$601,193.46	\$1,955.53
	13	Homeowner Rehab Loan Servicing '18	4178	Homeowner Rehab Loan Servicing	Open	CDBG	\$7,502.70	\$7,502.70	\$0.00
		Project Total					\$7,502.70	\$7,502.70	\$0.00
	15	Lead Hazard Testing Program '18	4157	Lead Hazard Testing Program 2018	Completed	CDBG	\$300,000.00	\$300,000.00	\$0.00
		Project Total					\$300,000.00	\$300,000.00	\$0.00
	16	NBD Improvement Program '18	4144	NBDIP - West End Gateway Project	Completed	CDBG	\$24,802.08	\$24,802.08	\$0.00
			4148	NBDIP Camp Washington 2963 Colerain	Open	CDBG	\$180,917.51	\$180,917.51	\$0.00
			4219	NBDIP College Hill 6060 Hamilton Avenue	Open	CDBG	\$2,265.19	\$2,265.19	\$0.00
			4221	NBDIP - Meiser's Market 734 - 738 State Avenue Lower Price Hill	Open	CDBG	\$195,238.69	\$195,238.69	\$0.00
			4222	NBDIP East Price Hill Olden Tot Lot Redevelopment Phase 2	Completed	CDBG	\$2,805.17	\$2,805.17	\$0.00

U.S. Department of Housing and Urban Development
Office of Community Planning and Development
Integrated Disbursement and Information System
List of Activities By Program Year And Project
CINCINNATI,OH

DATE: 03-29-22
TIME: 15:15
PAGE: 151

Plan Year	IDIS Project	Project	IDIS Activity ID	Activity Name	Activity Status	Program	Funded Amount	Draw Amount	Balance
2018	16	NBD Improvement Program '18	4223	NBDIP - Madisonville Facade Program	Open	CDBG	\$413.78	\$413.78	\$0.00
			4285	NBDIP - Acquisition/Stabilization of 1740 Brewster Phase 2, 3568, and 3604 Montgomery	Completed	CDBG	\$236,000.00	\$236,000.00	\$0.00
			4540	NBDIP - College Hill Lighting Enhancement Project	Open	CDBG	\$0.00	\$0.00	\$0.00
			4577	NBDIP - 2118 West Eighth	Open	CDBG	\$0.00	\$0.00	\$0.00
		Project Total					\$642,442.42	\$642,442.42	\$0.00
	17	Operating Support for CDCs '18	4163	Operating Support for Community Development Corporations (CDCs) 2018-2019	Completed	CDBG	\$223,209.76	\$223,209.76	\$0.00
			4309	Operating Support for CDCs project delivery	Open	CDBG	\$7,124.87	\$7,124.87	\$0.00
		Project Total					\$230,334.63	\$230,334.63	\$0.00
	18	Small Business Services '18	4188	Small Business Services - Greater Cincinnati Microenterprise Initiative (GCMI) 2019-2020	Open	CDBG	\$9,098.62	\$9,098.62	\$0.00
			4437	Small Business Services - Greater Cincinnati Microenterprise Initiative (GCMI) 2020-2022	Open	CDBG	\$0.00	\$0.00	\$0.00
			4629	Small Business Services - Greater Cincinnati Microenterprise Initiative (GCMI) 2022	Canceled	CDBG	\$0.00	\$0.00	\$0.00
		Project Total					\$9,098.62	\$9,098.62	\$0.00
	19	Strategic Housing Initiatives Program '18	4245	SHIP - The Manse Apartments Walnut Hills Senior Campus	Open	HOME	\$1,027,984.53	\$1,027,984.53	\$0.00
			4260	SHIP Arts Apartments (4 of 6)	Open	CDBG	\$186,167.91	\$185,819.83	\$348.08
			4305	SHIP - Logan Towers PSH	Open	HOME	\$987,500.00	\$987,500.00	\$0.00
			4328	CHDO - Perseverance OTRCH	Open	HOME	\$1,173,483.02	\$912,302.29	\$261,180.73
			4351	SHIP - Willkommen Zuhause	Open	HOME	\$746,016.05	\$746,016.05	\$0.00
			4534	SHIP - Blair Lofts I	Open	HOME	\$2,977.43	\$2,977.43	\$0.00
		Project Total					\$4,124,128.94	\$3,862,600.13	\$261,528.81
	20	Tenant Representative '18	4141	Tenant Representation 2018-2019	Completed	CDBG	\$150,000.00	\$150,000.00	\$0.00
		Project Total					\$150,000.00	\$150,000.00	\$0.00
	21	Vacant Lot Reutilization '18	4181	Vacant Lot Reutilization - Eden Urban Gardens 3587 Alaska	Completed	CDBG	\$5,743.70	\$5,743.70	\$0.00
			4186	Vacant Lot Reutilization - Wildwood Flora 4914 Winton Ridge	Completed	CDBG	\$3,765.16	\$3,765.16	\$0.00
			4216	Vacant Lot Reutilization - Third Presbyterian Church 3355 McHenry	Completed	CDBG	\$4,725.19	\$4,725.19	\$0.00
			4514	Vacant Lot Reutilization - Arthur's Place 1869 Baltimore	Open	CDBG	\$1,000.00	\$1,000.00	\$0.00
			4515	Vacant Lot Reutilization - Carson School 4323 Glenway	Canceled	CDBG	\$0.00	\$0.00	\$0.00
			4516	Vacant Lot Reutilization - Cincinnati Urban Promise - Bracken Woods, Shaffer	Open	CDBG	\$2,234.23	\$2,234.23	\$0.00
			4528	Vacant Lot Reutilization - Project Delivery	Canceled	CDBG	\$0.00	\$0.00	\$0.00
		Project Total					\$17,468.28	\$17,468.28	\$0.00

U.S. Department of Housing and Urban Development
Office of Community Planning and Development
Integrated Disbursement and Information System
List of Activities By Program Year And Project
CINCINNATI,OH

DATE: 03-29-22
TIME: 15:15
PAGE: 152

Plan Year	IDIS Project	Project	IDIS Activity ID	Activity Name	Activity Status	Program	Funded Amount	Draw Amount	Balance
2018	22	Youth and Young Adult Employment '18	4086	Youth and Young Adult Employment (Urban League) 2018	Completed	CDBG	\$234,614.85	\$234,614.85	\$0.00
			4122	Youth and Young Adult Employment - Art Works 2018	Completed	CDBG	\$111,645.04	\$111,645.04	\$0.00
			4154	Youth and Young Adult Employment (Police) 2018	Completed	CDBG	\$24,327.48	\$24,327.48	\$0.00
			4155	Youth and Young Adult Employment (Fire) 2018	Completed	CDBG	\$151,946.57	\$151,946.57	\$0.00
			4160	Youth and Young Adult Employment (Park) 2018	Completed	CDBG	\$65,502.25	\$65,502.25	\$0.00
			4161	Youth and Young Adult Employment (Recreation) 2018	Completed	CDBG	\$214,407.51	\$214,407.51	\$0.00
			4191	Youth and Young Adult Employment (Project Delivery) 2018	Completed	CDBG	\$7,562.78	\$7,562.78	\$0.00
			4203	Youth and Young Adult Employment (University of Cincinnati) 2018	Completed	CDBG	\$7,920.00	\$7,920.00	\$0.00
			4226	Youth and Young Adult Employment (Project Delivery) 2018	Completed	CDBG	\$7,688.41	\$7,688.41	\$0.00
			4240	Youth and Young Adult Employment - Art Works 2019	Completed	CDBG	\$80,356.90	\$80,356.90	\$0.00
			4241	Youth and Young Adult Employment - Art Works 2019	Completed	CDBG	\$124,981.51	\$124,981.51	\$0.00
			4246	Youth and Young Adult Employment (Cincinnati Youth Collaborative) 2019	Completed	CDBG	\$20,628.16	\$20,628.16	\$0.00
			4284	Youth and Young Adult Employment (Project Delivery) 2019	Canceled	CDBG	\$0.00	\$0.00	\$0.00
			4287	Youth and Young Adult Employment (Police) 2019	Completed	CDBG	\$93,316.69	\$93,316.69	\$0.00
			4288	Youth and Young Adult Employment (Recreation) 2019	Completed	CDBG	\$382,875.31	\$382,875.31	\$0.00
		Project Total					\$1,527,773.46	\$1,527,773.46	\$0.00
	23	Cincinnati Housing Improvement Fund	4261	CHIF Arts Apartments (5 of 6)	Open	CDBG	\$500,000.00	\$500,000.00	\$0.00
			4546	CHIF - Colonial Village Preservation	Open	CDBG	\$1,000,000.00	\$1,000,000.00	\$0.00
		Project Total					\$1,500,000.00	\$1,500,000.00	\$0.00
	25	CHDO Development Projects '18	4088	CHDO Development 821 Flats OTRCH (3 of 3)	Completed	HOME	\$242,276.14	\$242,276.14	\$0.00
			4210	Morgan Apartments CHDO (1 of 3)	Completed	HOME	\$13,709.37	\$13,709.37	\$0.00
			4211	CHDO - WIN Cedar Corridor Piqua Expansion	Open	HOME	\$7,661.07	\$7,661.07	\$0.00
			4254	CHDO Development 821 Flats OTRCH (1 of 3)	Completed	HOME	\$104,349.32	\$104,349.32	\$0.00
		Project Total					\$367,995.90	\$367,995.90	\$0.00
	26	Down Payment Initiative '18	4289	DI - 7866 Greenland	Completed	HOME	\$5,000.00	\$5,000.00	\$0.00
			4291	DI - 3115 West Tower Avenue	Completed	HOME	\$4,250.00	\$4,250.00	\$0.00
			4312	DI - 7334 Scottwood Avenue	Completed	HOME	\$5,000.00	\$5,000.00	\$0.00
			4322	DI - 2973 Aquadale Lane	Completed	HOME	\$3,850.00	\$3,850.00	\$0.00
			4325	DI - 574 Virgil Road	Completed	HOME	\$3,600.00	\$3,600.00	\$0.00
			4326	DI - 5022 Laconia Avenue	Completed	HOME	\$5,000.00	\$5,000.00	\$0.00
			4330	DI - 1235 Rossmore Avenue	Completed	HOME	\$3,840.00	\$3,840.00	\$0.00
			4333	DI - 1068 Loiska Ln	Completed	HOME	\$3,800.00	\$3,800.00	\$0.00
			4336	DI - 3274 Hanna Avenue	Completed	HOME	\$4,950.00	\$4,950.00	\$0.00
			4339	DI - 1056 Lockman Avenue	Completed	HOME	\$5,000.00	\$5,000.00	\$0.00

U.S. Department of Housing and Urban Development
Office of Community Planning and Development
Integrated Disbursement and Information System
List of Activities By Program Year And Project
CINCINNATI,OH

DATE: 03-29-22
TIME: 15:15
PAGE: 153

Plan Year	IDIS Project	Project	IDIS Activity ID	Activity Name	Activity Status	Program	Funded Amount	Draw Amount	Balance
2018	26	Down Payment Initiative '18	4340	DI - 5632 Foxglove Lane	Completed	HOME	\$5,000.00	\$5,000.00	\$0.00
			4341	DI - 5925 Piqua Avenue	Completed	HOME	\$5,000.00	\$5,000.00	\$0.00
			4342	DI - 1314 Cedar	Completed	HOME	\$5,000.00	\$5,000.00	\$0.00
			4344	DI - 723 Hand Avenue	Completed	HOME	\$4,960.00	\$4,960.00	\$0.00
			4345	DI - 1638 First Avenue	Completed	HOME	\$5,000.00	\$5,000.00	\$0.00
			4346	DI - 1230 Gilsey	Completed	HOME	\$5,000.00	\$5,000.00	\$0.00
			4347	DI - 3205 Murdock	Completed	HOME	\$4,050.00	\$4,050.00	\$0.00
			4360	DI - 1645 Iliff Avenue	Completed	HOME	\$5,000.00	\$5,000.00	\$0.00
			4361	DI - 1640 Jonathan Avenue	Completed	HOME	\$5,000.00	\$5,000.00	\$0.00
			4385	DI - 1051 Addice	Completed	HOME	\$5,000.00	\$5,000.00	\$0.00
			4388	DI - 6636 Ambar Avenue	Completed	HOME	\$5,000.00	\$5,000.00	\$0.00
			4454	DI - 2619 Kipling	Completed	HOME	\$4,680.00	\$4,680.00	\$0.00
		Project Total					\$102,980.00	\$102,980.00	\$0.00
	27	Operating Support for CHDOs '18	4164	Operating Support for CHDO - Over-the-Rhine Community Housing 2018-2019	Completed	HOME	\$64,870.08	\$64,870.08	\$0.00
			4165	Operating Support for CHDO - Working In Neighborhoods 2018-2019	Completed	HOME	\$51,733.50	\$51,733.50	\$0.00
			4166	Operating Support for CHDO - Price Hill Will 2018-2019	Completed	HOME	\$50,036.65	\$50,036.65	\$0.00
			4167	Operating Support for CHDO - Cincinnati Northside CURC 2018-2019	Completed	HOME	\$53,430.35	\$53,430.35	\$0.00
		Project Total					\$220,070.58	\$220,070.58	\$0.00
	29	Emergency Solutions Grant '18	4101	ESG - Rapid Re-Housing '18	Completed	HESG	\$338,279.00	\$338,279.00	\$0.00
			4102	ESG - Homeless Shelters and Other Homeless Housing '18	Completed	HESG	\$550,000.00	\$550,000.00	\$0.00
			4130	ESG Administration 2018	Completed	HESG	\$72,022.00	\$72,022.00	\$0.00
		Project Total					\$960,301.00	\$960,301.00	\$0.00
	30	2018 - 2021 Caracole OHH18F001 (Car)	4105	2018 - 2021 TBRA OHH18F001 (Car) (2018)	Completed	HOPWA	\$151,756.24	\$151,756.24	\$0.00
			4106	2018 - 2021 STRMU OHH18F001 (Car) (2018)	Completed	HOPWA	\$106,672.91	\$106,672.91	\$0.00
			4107	2018 - 2021 PHP OHH16F001 (Car) (2018)	Completed	HOPWA	\$56,131.50	\$56,131.50	\$0.00
			4108	2018 - 2021 Supportive Services OHH18F001 (Car) (2018)	Completed	HOPWA	\$42,696.22	\$42,696.22	\$0.00
			4109	2018 - 2021 Facility Based PH OHH18F001 (Car) (2018)	Completed	HOPWA	\$107,714.17	\$107,714.17	\$0.00
			4110	2018 - 2021 Project Sponsor Admin OHH18F001 (Car) (2018)	Completed	HOPWA	\$37,019.87	\$37,019.87	\$0.00
		Project Total					\$501,990.91	\$501,990.91	\$0.00
	31	2018 - 2021 Northern Kentucky Independent District Health OHH18F001 (NKIDH)	4111	2018 - 2021 STRMU OHH18F001 (NKIDH) (2018)	Completed	HOPWA	\$51,437.68	\$51,437.68	\$0.00
			4112	2018 - 2021 TBRA OHH18F001 (NKIDH) (2018)	Completed	HOPWA	\$118,525.50	\$118,525.50	\$0.00
			4113	2018 - 2021 PHP OHH18F001 (NKIDH) (2018)	Completed	HOPWA	\$18,236.61	\$18,236.61	\$0.00

U.S. Department of Housing and Urban Development
Office of Community Planning and Development
Integrated Disbursement and Information System
List of Activities By Program Year And Project
CINCINNATI,OH

DATE: 03-29-22
TIME: 15:15
PAGE: 155

Plan Year	IDIS Project	Project	IDIS Activity ID	Activity Name	Activity Status	Program	Funded Amount	Draw Amount	Balance
2019	5	Emergency Mortgage Assistance '19	4319	Emergency Mortgage Assistance 2019 - 2020 - Subsistence Payments	Completed	CDBG	\$75,127.67	\$75,127.67	\$0.00
			4431	Emergency Mortgage Assistance 2020-2021 - Counseling Services	Completed	CDBG	\$47,585.11	\$47,585.11	\$0.00
		Project Total					\$181,000.00	\$181,000.00	\$0.00
	6	Fair Housing Services '19	4314	Fair Housing Services 2019-2020	Completed	CDBG	\$140,000.00	\$140,000.00	\$0.00
							\$140,000.00	\$140,000.00	\$0.00
	7	Findlay Market Capacity Building '19	4321	Corporation for Findlay Market 2019-2020	Completed	CDBG	\$125,136.76	\$125,136.76	\$0.00
							\$125,136.76	\$125,136.76	\$0.00
	8	Groundwork Cincinnati - Mill Creek Restoration	4298	Groundwork Cincinnati - Mill Creek Restoration '19-'20	Completed	CDBG	\$50,000.00	\$50,000.00	\$0.00
							\$50,000.00	\$50,000.00	\$0.00
	9	Hand Up Initiative '19	4495	Hand Up Initiative (Urban League) 2020-2021	Open	CDBG	\$173,077.10	\$173,077.10	\$0.00
			4496	Hand Up Initiative (Mercy Neighborhood Ministries) 2020-2021	Completed	CDBG	\$103,022.18	\$103,022.18	\$0.00
			4497	Hand Up Initiative (Cincinnati Works) 2020-2021	Open	CDBG	\$149,406.39	\$149,406.39	\$0.00
			4499	Hand Up Initiative (CAA) 2020-2021	Completed	CDBG	\$127,104.56	\$127,104.56	\$0.00
			4500	Hand Up Initiative (Easter Seals) 2020-2021	Open	CDBG	\$40,000.00	\$40,000.00	\$0.00
			4502	Hand Up Initiative (Freestore Foodbank) 2020-2021	Completed	CDBG	\$233,377.10	\$233,377.10	\$0.00
			4643	Hand Up Initiative Project Delivery	Open	CDBG	\$0.00	\$0.00	\$0.00
							\$825,987.33	\$825,987.33	\$0.00
	10	Hazard Abatement Program '19	4315	Hazard Abatement Barricade	Open	CDBG	\$93,093.79	\$93,093.79	\$0.00
			4316	Hazard Abatement Demolition	Open	CDBG	\$533,420.29	\$533,420.29	\$0.00
							\$626,514.08	\$626,514.08	\$0.00
	12	Housing Repair Services '19	4313	Housing Repair Services '19 MCG	Completed	CDBG	\$150,000.00	\$150,000.00	\$0.00
			4324	Housing Repair Services PWC Subrecipient	Open	CDBG	\$112,356.62	\$112,356.62	\$0.00
			4338	Housing Repair Services March 2020	Completed	CDBG	\$96,838.17	\$96,838.17	\$0.00
			4343	Housing Repair Services December 2019	Completed	CDBG	\$46,120.49	\$46,120.49	\$0.00
			4352	Housing Repair Services April 2020	Completed	CDBG	\$158,726.04	\$158,726.04	\$0.00
			4353	Housing Repair Services May 2020	Completed	CDBG	\$628.84	\$628.84	\$0.00
			4354	Housing Repair Services June 2020	Completed	CDBG	\$419,696.09	\$419,696.09	\$0.00
			4355	Housing Repair Services July 2020	Completed	CDBG	\$231,820.85	\$231,820.85	\$0.00
			4356	Housing Repair Services August 2020	Completed	CDBG	\$104,130.68	\$104,130.68	\$0.00
			4357	Housing Repair Services September 2020	Completed	CDBG	\$195,666.95	\$195,666.95	\$0.00
			4358	Housing Repair Services October 2020	Completed	CDBG	\$44,752.73	\$44,752.73	\$0.00
			4508	Housing Repair Services Project Delivery	Open	CDBG	\$41,207.63	\$41,207.63	\$0.00
			4544	Housing Repair Services April 2021	Completed	CDBG	\$208.79	\$208.79	\$0.00
							\$1,602,153.88	\$1,602,153.88	\$0.00
	13	Lead Hazard Testing Program '19	4331	Lead Hazard Testing Program 2019	Open	CDBG	\$261,492.59	\$216,384.86	\$45,107.73
							\$261,492.59	\$216,384.86	\$45,107.73

U.S. Department of Housing and Urban Development
Office of Community Planning and Development
Integrated Disbursement and Information System
List of Activities By Program Year And Project
CINCINNATI,OH

DATE: 03-29-22
TIME: 15:15
PAGE: 156

Plan Year	IDIS Project	Project	IDIS Activity ID	Activity Name	Activity Status	Program	Funded Amount	Draw Amount	Balance
2019	14	Neighborhood Business District Improvement Program '19	4303	NBDIP - 6012 Madison Acquisition and Renovation	Open	CDBG	\$246,352.96	\$246,352.96	\$0.00
			4441	NBDIP Camp Washington 2963 Colerain	Open	CDBG	\$341.29	\$341.29	\$0.00
			4541	NBDIP - College Hill Lighting Enhancement	Open	CDBG	\$1,437.65	\$1,437.65	\$0.00
			4542	NBDIP - College Hill Facade - Architectural and Soft Costs	Open	CDBG	\$7,602.63	\$7,602.63	\$0.00
			4578	NBDIP - 2118 West Eighth	Open	CDBG	\$42.73	\$42.73	\$0.00
			4635	NBDIP - Madisonville Facade Program	Open	CDBG	\$0.00	\$0.00	\$0.00
			Project Total				\$255,777.26	\$255,777.26	\$0.00
	15	Operating Support for Community Development Corporations '19	4308	Operating Support for Community Development Corporations (CDCs) 2019-2020	Completed	CDBG	\$380,000.00	\$380,000.00	\$0.00
			Project Total				\$380,000.00	\$380,000.00	\$0.00
	16	Project Lift '19	4348	Delete me	Canceled	CDBG	\$0.00	\$0.00	\$0.00
			Project Total				\$0.00	\$0.00	\$0.00
	17	Small Business Services '19	4438	Small Business Services - Greater Cincinnati Microenterprise Initiative (GCMI) 2020-2022	Open	CDBG	\$0.00	\$0.00	\$0.00
			Project Total				\$0.00	\$0.00	\$0.00
	18	Strategic Housing Initiatives Program '19	4537	SHIP - Melrose Place Permanent Supportive Housing	Open	HOME	\$1,013.25	\$1,013.25	\$0.00
			4606	CHDO - KeyMark QALICB Mergard Lanes-Ruth Ellen CHCURC	Open	HOME	\$426.66	\$426.66	\$0.00
			Project Total				\$1,439.91	\$1,439.91	\$0.00
	19	Tenant Representation '19	4320	Tenant Representation 2019-2020	Completed	CDBG	\$218,000.00	\$218,000.00	\$0.00
			Project Total				\$218,000.00	\$218,000.00	\$0.00
	20	Vacant Lot Reutilization '19	4519	Vacant Lot Reutilization - Dynamic Gardens 5094 Gray	Completed	CDBG	\$5,500.00	\$5,500.00	\$0.00
			4520	Vacant Lot Reutilization -Eden Urban Gardens 33 Clinton Springs	Completed	CDBG	\$1,000.00	\$1,000.00	\$0.00
			4521	Vacant Lot Reutilization - NEST 3817 Spring Grove	Open	CDBG	\$0.00	\$0.00	\$0.00
			4522	Vacant Lot Reutilization - PHW BeeAttitude 1026 Parkson	Completed	CDBG	\$2,655.00	\$2,655.00	\$0.00
			4523	Vacant Lot Reutilization - St Stephen Church 320 Donham	Open	CDBG	\$949.17	\$949.17	\$0.00
			4524	Vacant Lot Reutilization - Students Blossom 1030 Mound	Open	CDBG	\$2,360.00	\$2,360.00	\$0.00
			4525	Vacant Lot Reutilization - Sun Harvest 5257 Colerain	Open	CDBG	\$3,375.00	\$3,375.00	\$0.00
			4527	Vacant Lot Reutilization - Triibe 1110 Garden	Open	CDBG	\$0.00	\$0.00	\$0.00
			Project Total				\$15,839.17	\$15,839.17	\$0.00
	21	Youth and Young Adult Employment '19	4327	Youth and Young Adult Employment (Fire and Parks) 2019	Completed	CDBG	\$200,695.82	\$200,695.82	\$0.00
			4332	Youth and Young Adult Employment (Recreation) 2019	Completed	CDBG	\$75,407.51	\$75,407.51	\$0.00
			4334	Youth and Young Adult Employment (Police) 2019	Completed	CDBG	\$27,796.05	\$27,796.05	\$0.00

U.S. Department of Housing and Urban Development
Office of Community Planning and Development
Integrated Disbursement and Information System
List of Activities By Program Year And Project
CINCINNATI,OH

DATE: 03-29-22
TIME: 15:15
PAGE: 157

Plan Year	IDIS Project	Project	IDIS Activity ID	Activity Name	Activity Status	Program	Funded Amount	Draw Amount	Balance
2019	21	Youth and Young Adult Employment '19	4367	Youth and Young Adult Employment - Art Works / Opportunities 2020	Completed	CDBG	\$41,814.00	\$41,814.00	\$0.00
			4384	Youth and Young Adult Employment (Cincinnati Youth Collaborative) 2020	Completed	CDBG	\$12,967.37	\$12,967.37	\$0.00
			4386	Youth and Young Adult Employment (Police) 2020	Completed	CDBG	\$209,046.27	\$209,046.27	\$0.00
			4389	Youth and Young Adult Employment (Recreation) 2020	Completed	CDBG	\$101,882.06	\$101,882.06	\$0.00
			4397	Youth and Young Adult Employment (Fire) 2020 and 2021	Completed	CDBG	\$99,807.52	\$99,807.52	\$0.00
			4398	Youth and Young Adult Employment (Park) 2020 and 2021	Completed	CDBG	\$22,111.46	\$22,111.46	\$0.00
			4509	Youth and Young Adult Employment (University of Cincinnati) 2020	Completed	CDBG	\$4,960.00	\$4,960.00	\$0.00
			4567	Youth and Young Adult Employment - Art Works / Opportunities 2021	Open	CDBG	\$85,372.00	\$85,372.00	\$0.00
			4633	Youth and Young Adult Employment (Police) 2021	Open	CDBG	\$0.00	\$0.00	\$0.00
		Project Total					\$881,860.06	\$881,860.06	\$0.00
	23	Operating Support for CHDOs '19	4306	Operating Support for CHDO - Working In Neighborhoods 2019-2020	Canceled	HOME	\$0.00	\$0.00	\$0.00
			4307	Operating Support for CHDO - Over-the-Rhine Community Housing 2019-2020	Completed	HOME	\$55,361.99	\$55,361.99	\$0.00
		Project Total					\$55,361.99	\$55,361.99	\$0.00
	24	Emergency Solutions Grant '19 and CV1and CV2	4262	ESG19 - Homeless Shelters and Other Homeless Housing	Completed	HESG	\$549,999.96	\$549,999.96	\$0.00
			4311	ESG19 - Rapid Re-Housing	Completed	HESG	\$359,407.04	\$359,407.04	\$0.00
			4317	ESG19 Administration	Completed	HESG	\$73,735.00	\$73,735.00	\$0.00
		Project Total					\$983,142.00	\$983,142.00	\$0.00
	25	2019 - 2022 Northern Kentucky Independent District Health OHH19F001 (NKIDH)	4273	2019 - 2022 STRMU OHH19F001 (NKIDH)	Completed	HOPWA	\$95,860.82	\$95,860.82	\$0.00
			4274	2019 - 2022 TBRA OHH18F001 (NKIDH)	Completed	HOPWA	\$133,587.54	\$133,587.54	\$0.00
			4275	2019 - 2022 PHP OHH18F001 (NKIDH)	Completed	HOPWA	\$19,518.22	\$19,518.22	\$0.00
			4276	2019 - 2022 Project Sponsor Admin OHH18F001 (NKIDH)	Completed	HOPWA	\$15,159.97	\$15,159.97	\$0.00
		Project Total					\$264,126.55	\$264,126.55	\$0.00
	26	2019 - 2022 Caracole OHH19F001 (Car)	4267	2019 - 2022 TBRA OHH19F001 (Car)	Completed	HOPWA	\$108,228.14	\$108,228.14	\$0.00
			4268	2019 - 2022 STRMU OHH19F001 (Car)	Completed	HOPWA	\$54,586.68	\$54,586.68	\$0.00
			4269	2019 - 2022 PHP OHH19F001 (Car)	Completed	HOPWA	\$42,889.19	\$42,889.19	\$0.00
			4270	2019 - 2022 Supportive Services OHH19F001 (Car)	Completed	HOPWA	\$28,257.13	\$28,257.13	\$0.00
			4271	2019 - 2022 Facility Based PH OHH19F001 (Car)	Completed	HOPWA	\$242,576.55	\$242,576.55	\$0.00
			4272	2019 - 2022 Project Sponsor Admin OHH19F001 (Car)	Completed	HOPWA	\$29,327.04	\$29,327.04	\$0.00
		Project Total					\$505,864.73	\$505,864.73	\$0.00

U.S. Department of Housing and Urban Development
Office of Community Planning and Development
Integrated Disbursement and Information System
List of Activities By Program Year And Project
CINCINNATI,OH

DATE: 03-29-22
TIME: 15:15
PAGE: 158

Plan Year	IDIS Project	Project	IDIS Activity ID	Activity Name	Activity Status	Program	Funded Amount	Draw Amount	Balance
2019	27	2019 - 2022 Center for Respite Care OHH19F001 (CRC)	4265	2019 - 2022 Supportive Services OHH19F001 (CRC)	Completed	HOPWA	\$28,503.90	\$28,503.90	\$0.00
			4266	2018 - 2021 Project Sponsor Admin OHH18F001 (CRC) (2018)	Canceled	HOPWA	\$0.00	\$0.00	\$0.00
		Project Total					\$28,503.90	\$28,503.90	\$0.00
	28	2019 - 2022 Shelter House Volunteer Group OHH19F001 (Shelter)	4277	2019 - 2022 Supportive Services OHH19F001 (Shelter)	Completed	HOPWA	\$174,709.72	\$174,709.72	\$0.00
			4278	2019 - 2022 Project Sponsor Admin OHH18F001 (Shelter)	Completed	HOPWA	\$9,521.10	\$9,521.10	\$0.00
		Project Total					\$184,230.82	\$184,230.82	\$0.00
	29	2019 - 2022 Strategies To End Homelessness OHH19F001 (STEH)	4264	2019 - 2022 Strategies To End Homelessness Grantee Admin OHH19F001 (STEH)	Completed	HOPWA	\$30,393.00	\$30,393.00	\$0.00
							\$30,393.00	\$30,393.00	\$0.00
	30	Section 108 Debt Service '19	4299	Section 108 Debt Service 2019	Open	CDBG	\$968,123.11	\$968,123.11	\$0.00
							\$968,123.11	\$968,123.11	\$0.00
	31	Administration '19	4329	CDBG General Administration 2019	Open	CDBG	\$2,217,568.34	\$1,752,958.74	\$464,609.60
			4539	HOME Administration 2019	Open	HOME	\$147,740.49	\$147,740.49	\$0.00
		Project Total					\$2,365,308.83	\$1,900,699.23	\$464,609.60
						CDBG	\$9,788,813.68	\$9,279,096.35	\$509,717.33
						HESG	\$983,142.00	\$983,142.00	\$0.00
						HOME	\$204,542.39	\$204,542.39	\$0.00
						HOPWA	\$1,013,119.00	\$1,013,119.00	\$0.00
		Program Total					\$11,989,617.07	\$11,479,899.74	\$509,717.33
		2019 Total							
2020	1	Blueprint For Success '20	4568	Blueprint For Success - Job Training 2021-2022	Open	CDBG	\$14,682.27	\$14,682.27	\$0.00
							\$14,682.27	\$14,682.27	\$0.00
	2	Commercial and Industrial Redevelopment '20	4548	C&I - Summer Street Professional Services - Nehemiah	Open	CDBG	\$0.00	\$0.00	\$0.00
							\$0.00	\$0.00	\$0.00
	4	Concentrated Code Enforcement '20	4392	Concentrated Code Enforcement	Open	CDBG	\$436,968.06	\$436,968.06	\$0.00
							\$436,968.06	\$436,968.06	\$0.00
	5	Emergency Mortgage Assistance '20	4432	Emergency Mortgage Assistance 2020-2021 - Counseling Services	Open	CDBG	\$18,510.27	\$18,510.27	\$0.00
			4433	Emergency Mortgage Assistance 2020-2021 - Subsistence Payments	Open	CDBG	\$165,329.41	\$165,329.41	\$0.00
			4434	Emergency Mortgage Assistance - Project Delivery	Open	CDBG	\$1,079.46	\$1,079.46	\$0.00
		Project Total					\$184,919.14	\$184,919.14	\$0.00
	6	Fair Housing Services '20	4387	Fair Housing Services 2020-2021	Completed	CDBG	\$167,442.51	\$167,442.51	\$0.00
			4610	Fair Housing Services Project Delivery	Open	CDBG	\$0.00	\$0.00	\$0.00
		Project Total					\$167,442.51	\$167,442.51	\$0.00
	7	Findlay Market Operating Support '20	4396	Corporation for Findlay Market 2020-2021	Completed	CDBG	\$100,000.00	\$100,000.00	\$0.00
							\$100,000.00	\$100,000.00	\$0.00

U.S. Department of Housing and Urban Development
Office of Community Planning and Development
Integrated Disbursement and Information System
List of Activities By Program Year And Project
CINCINNATI,OH

DATE: 03-29-22
TIME: 15:15
PAGE: 159

Plan Year	IDIS Project	Project	IDIS Activity ID	Activity Name	Activity Status	Program	Funded Amount	Draw Amount	Balance
2020	8	Green Urban Watershed Restoration '20	4538	Groundwork Cincinnati - Mill Creek Restoration '21 MCA	Completed	CDBG	\$18,097.96	\$18,097.96	\$0.00
			4623	Green Urban Watershed Restoration 2022	Open	CDBG	\$0.00	\$0.00	\$0.00
		Project Total					\$18,097.96	\$18,097.96	\$0.00
	9	Hand Up Initiative '20	4498	Hand Up Initiative (IKRON) 2020-2021	Completed	CDBG	\$168,453.00	\$168,453.00	\$0.00
			4619	Hand Up Initiative (Cincinnati Works) 2021-2022	Open	CDBG	\$0.00	\$0.00	\$0.00
			4624	Hand Up Initiative (Urban League) 2021-2022	Open	CDBG	\$0.00	\$0.00	\$0.00
			4645	Hand Up Initiative (CAA) 2022 - 2023	Open	CDBG	\$0.00	\$0.00	\$0.00
		Project Total					\$168,453.00	\$168,453.00	\$0.00
	10	Hazard Abatement Program '20	4543	Hazard Abatement Demolition	Open	CDBG	\$97,432.62	\$97,432.62	\$0.00
			4642	Hazard Abatement Barricade	Open	CDBG	\$65,374.74	\$65,374.74	\$0.00
		Project Total					\$162,807.36	\$162,807.36	\$0.00
	12	Homeowner Rehab Loan Servicing '20	4531	Homeowner Rehab Loan Servicing	Open	CDBG	\$0.00	\$0.00	\$0.00
		Project Total					\$0.00	\$0.00	\$0.00
	13	Housing Repair Services '20	4394	Housing Repair Services '20-'21 MCG	Completed	CDBG	\$149,910.00	\$149,910.00	\$0.00
			4442	Housing Repair Services November 2020	Canceled	CDBG	\$0.00	\$0.00	\$0.00
			4443	Housing Repair Services December 2020	Canceled	CDBG	\$0.00	\$0.00	\$0.00
			4444	Housing Repair Services January 2021	Canceled	CDBG	\$0.00	\$0.00	\$0.00
			4445	Housing Repair Services February 2021	Canceled	CDBG	\$0.00	\$0.00	\$0.00
			4446	Housing Repair Services March 2021	Canceled	CDBG	\$0.00	\$0.00	\$0.00
			4447	Housing Repair Services April 2021	Completed	CDBG	\$129,361.06	\$129,361.06	\$0.00
			4448	Housing Repair Services May 2021	Completed	CDBG	\$127,371.54	\$127,371.54	\$0.00
			4449	Housing Repair Services June 2021	Completed	CDBG	\$125,036.01	\$125,036.01	\$0.00
			4450	Housing Repair Services July 2021	Completed	CDBG	\$192,973.15	\$192,973.15	\$0.00
			4451	Housing Repair Services August 2021	Completed	CDBG	\$253,008.98	\$253,008.98	\$0.00
			4452	Housing Repair Services September 2021	Completed	CDBG	\$200,154.46	\$200,154.46	\$0.00
			4453	Housing Repair Services October 2021	Open	CDBG	\$259,885.89	\$259,885.89	\$0.00
			4532	Housing Repair Services PWC Subrecipient	Completed	CDBG	\$71,601.26	\$71,601.26	\$0.00
		Project Total					\$1,509,302.35	\$1,509,302.35	\$0.00
	15	Neighborhood Business District Improvement Program '20	4607	NBDIP - Warsaw Creative Campus	Open	CDBG	\$250,000.00	\$250,000.00	\$0.00
		Project Total					\$250,000.00	\$250,000.00	\$0.00
	16	Operating Support for CDCs '20	4506	Operating Support for Community Development Corporations (CDCs) 2020-2021	Completed	CDBG	\$299,990.01	\$299,990.01	\$0.00
		Project Total					\$299,990.01	\$299,990.01	\$0.00
	18	Small Business Services '20	4439	Small Business Services - Greater Cincinnati Microenterprise Initiative (GCMI) 2020-2022	Open	CDBG	\$0.00	\$0.00	\$0.00
			4440	Small Business Services - GCMI 2020-2021 Project Delivery	Open	CDBG	\$1,142.32	\$1,142.32	\$0.00

U.S. Department of Housing and Urban Development
Office of Community Planning and Development
Integrated Disbursement and Information System
List of Activities By Program Year And Project
CINCINNATI,OH

DATE: 03-29-22
TIME: 15:15
PAGE: 160

Plan Year	IDIS Project	Project	IDIS Activity ID	Activity Name	Activity Status	Program	Funded Amount	Draw Amount	Balance
2020	18	Small Business Services '20	4630	Small Business Services - Greater Cincinnati Microenterprise Initiative (GCMi) 2022	Canceled	CDBG	\$0.00	\$0.00	\$0.00
		Project Total					\$1,142.32	\$1,142.32	\$0.00
	20	Tenant Representation '20	4399	Tenant Representation 2020-2021	Open	CDBG	\$226,788.27	\$226,788.27	\$0.00
			4615	Tenant Representation 2021-2022 Project Delivery	Open	CDBG	\$0.00	\$0.00	\$0.00
		Project Total					\$226,788.27	\$226,788.27	\$0.00
	21	Urgent Public Health Crisis Response Program '20	4547	CV Housing - Colonial Village Preservation	Open	CDBG	\$0.00	\$0.00	\$0.00
		Project Total					\$0.00	\$0.00	\$0.00
	22	Vacant Lot Reutilization '20	4517	Vacant Lot Reutilization - Civic Garden Center 2450 W McMicken	Open	CDBG	\$0.00	\$0.00	\$0.00
			4518	Vacant Lot Reutilization - De Sales CURC 1620 De Sales	Open	CDBG	\$4,340.00	\$4,340.00	\$0.00
			4526	Vacant Lot Reutilization - Triibe 1110 Garden	Open	CDBG	\$4,128.66	\$4,128.66	\$0.00
		Project Total					\$8,468.66	\$8,468.66	\$0.00
	23	Youth and Young Adult Employment Program '20	4545	Youth and Young Adult Employment (Recreation) 2021	Open	CDBG	\$97,662.50	\$93,989.08	\$3,673.42
			4550	Youth and Young Adult Employment (University of Cincinnati) 2021 - 2022	Open	CDBG	\$0.00	\$0.00	\$0.00
			4632	Youth and Young Adult Employment (Police) 2021	Open	CDBG	\$144,578.89	\$144,578.89	\$0.00
		Project Total					\$242,241.39	\$238,567.97	\$3,673.42
	24	American Dream Downpayment Initiative '20	4395	DI - 2649 Montana	Completed	HOME	\$5,000.00	\$5,000.00	\$0.00
			4413	DI - 3071 Veazey	Completed	HOME	\$5,000.00	\$5,000.00	\$0.00
			4414	DI - 941 Seibel	Completed	HOME	\$5,000.00	\$5,000.00	\$0.00
			4435	DI - 1619 First Avenue	Completed	HOME	\$4,005.00	\$4,005.00	\$0.00
			4456	DI - 1227 Gilsey	Completed	HOME	\$5,000.00	\$5,000.00	\$0.00
			4510	DI - 1887 Sunnybrook	Completed	HOME	\$5,000.00	\$5,000.00	\$0.00
			4511	DI - 852 Academy	Canceled	HOME	\$0.00	\$0.00	\$0.00
			4512	DI - 1216 Manss	Canceled	HOME	\$0.00	\$0.00	\$0.00
			4513	DI - 5203 Laconia	Open	HOME	\$5,000.00	\$5,000.00	\$0.00
			4529	DI - 5745 Kenneth Avenue	Completed	HOME	\$5,000.00	\$5,000.00	\$0.00
			4575	DI - 3318 Felicity	Completed	HOME	\$5,000.00	\$5,000.00	\$0.00
			4596	DI - 24 Hartwell	Open	HOME	\$4,600.00	\$4,600.00	\$0.00
			4616	DI - 3354 Gerold	Open	HOME	\$5,000.00	\$5,000.00	\$0.00
			4634	DI - 1632 Gilsey	Open	HOME	\$4,770.00	\$0.00	\$4,770.00
			4644	DI - 1236 Purcell	Open	HOME	\$0.00	\$0.00	\$0.00
		Project Total					\$58,375.00	\$53,605.00	\$4,770.00
	26	Operating Support for CHDOs '20	4503	Operating Support for CHDO - Working In Neighborhoods 2020-2021	Completed	HOME	\$27,773.96	\$27,773.96	\$0.00
			4504	Operating Support for CHDO - OTRCH 2020-2021	Completed	HOME	\$62,624.00	\$62,624.00	\$0.00

U.S. Department of Housing and Urban Development
Office of Community Planning and Development
Integrated Disbursement and Information System
List of Activities By Program Year And Project
CINCINNATI,OH

DATE: 03-29-22
TIME: 15:15
PAGE: 161

Plan Year	IDIS Project	Project	IDIS Activity ID	Activity Name	Activity Status	Program	Funded Amount	Draw Amount	Balance
2020	26	Operating Support for CHDOs '20	4505	Operating Support for CHDO - College Hill CURC 2020-2021	Completed	HOME	\$50,450.04	\$50,450.04	\$0.00
			4622	Operating Support for CHDO - Working In Neighborhoods 2021-2022	Open	HOME	\$55,000.00	\$0.00	\$55,000.00
		Project Total					\$195,848.00	\$140,848.00	\$55,000.00
	27	Strategic Housing Initiatives Program '20	4530	SHIP - Apple Street Senior Apartments	Open	HOME	\$1,066,349.89	\$26,871.21	\$1,039,478.68
			4535	CHDO - Lower Price Hill Thrives	Open	HOME	\$1,002,385.09	\$291,939.01	\$710,446.08
			4609	SHIP - Habitat for Humanity Lower Price Hill Single Family Homes - Rehab	Open	HOME	\$0.00	\$0.00	\$0.00
		Project Total					\$2,068,734.98	\$318,810.22	\$1,749,924.76
	28	Emergency Solutions Grant 2020	4365	ESG20 Admin	Open	HESG	\$76,021.00	\$76,021.00	\$0.00
			4368	ESG20 - Rapid Re-Housing	Open	HESG	\$329,425.96	\$329,425.96	\$0.00
			4383	ESG20 - Homeless Shelters and Other Homeless Housing	Open	HESG	\$606,582.91	\$606,582.91	\$0.00
			4393	ESG20 - Street Outreach	Canceled	HESG	\$0.00	\$0.00	\$0.00
		Project Total					\$1,012,029.87	\$1,012,029.87	\$0.00
	29	2020 - 2023 Northern Kentucky Independent District Health OH-H20-F001 (NKIDH)	4377	2020 - 2023 PHP OHH20F001 (NKDIH)	Open	HOPWA	\$36,509.97	\$36,509.97	\$0.00
			4378	2020 - 2023 STRMU OHH20F001 (NKIDH)	Open	HOPWA	\$105,584.15	\$105,584.15	\$0.00
			4379	2020 - 2023 TBRA OHH20F001 (NKIDH)	Open	HOPWA	\$111,133.45	\$111,133.45	\$0.00
			4380	2020 - 2023 Project Sponsor Admin OHH20F001 (NKIDH)	Open	HOPWA	\$31,893.88	\$31,893.88	\$0.00
			4617	2020 - 2023 PHP OHH20F001 (NKIDH)	Open	HOPWA	\$0.00	\$0.00	\$0.00
		Project Total					\$285,121.45	\$285,121.45	\$0.00
	30	2020 - 2023 Caracole OH-H20-F001 (Car)	4371	2020 - 2023 Facility-Based (PH) OHH20F001 (Caracole)	Open	HOPWA	\$147,222.73	\$147,222.73	\$0.00
			4372	2020 - 2023 PHP OHH20F001 (Caracole)	Open	HOPWA	\$53,649.69	\$53,649.69	\$0.00
			4373	2020 - 2023 STRMU OHH20F001 (Caracole)	Open	HOPWA	\$86,285.67	\$86,285.67	\$0.00
			4374	2020 - 2023 Supportive Services OHH20F001 (Caracole)	Open	HOPWA	\$29,176.23	\$29,176.23	\$0.00
			4375	2020 - 2023 TBRA OHH20F001 (Caracole)	Open	HOPWA	\$331,988.83	\$331,988.83	\$0.00
			4376	2020 - 2023 Project Sponsor Admin OHH20F001 (Caracole)	Open	HOPWA	\$21,699.16	\$20,375.53	\$1,323.63
		Project Total					\$670,022.31	\$668,698.68	\$1,323.63
	31	2020 - 2023 Center for Respite Care OH-H20-F001 (CRC)	4369	2020 - 2023 Supportive Services OHH20F001 (CRC)	Open	HOPWA	\$25,000.00	\$25,000.00	\$0.00
			4370	2020 - 2023 Project Sponsor Admin OHH20F001 (CRC)	Canceled	HOPWA	\$0.00	\$0.00	\$0.00
		Project Total					\$25,000.00	\$25,000.00	\$0.00
	32	2020 - 2023 Shelterhouse Volunteer Group OH-H20-F001 (Shelter)	4381	2020 - 2023 Supportive Services OHH20F001 (Shelter House)	Open	HOPWA	\$121,944.79	\$121,944.79	\$0.00
			4382	2020 - 2023 Project Sponsor Admin OHH20F001 (Shelter House)	Open	HOPWA	\$4,841.45	\$4,841.45	\$0.00

U.S. Department of Housing and Urban Development
Office of Community Planning and Development
Integrated Disbursement and Information System
List of Activities By Program Year And Project
CINCINNATI,OH

DATE: 03-29-22
TIME: 15:15
PAGE: 162

Plan Year	IDIS Project	Project	IDIS Activity ID	Activity Name	Activity Status	Program	Funded Amount	Draw Amount	Balance
2020	32	Project Total					\$126,786.24	\$126,786.24	\$0.00
	33	2020 - 2023 Strategies To End Homelessness OH-H20-F001 (STEH)	4364	2020 - 2023 Strategies To End Homelessness Grantee Admin OHH20F001 (STEH)	Open	HOPWA	\$34,234.00	\$34,234.00	\$0.00
		Project Total					\$34,234.00	\$34,234.00	\$0.00
	34	Section 108 Debt Service '20	4362	Section 108 Interest Payment 2020	Open	CDBG	\$314,535.25	\$27,736.00	\$286,799.25
			4363	Section 108 Principal Payment 2020	Open	CDBG	\$19,635,881.14	\$2,151,498.76	\$17,484,382.38
		Project Total					\$19,950,416.39	\$2,179,234.76	\$17,771,181.63
	35	Administration '20	4390	CDBG General Administration 2020	Open	CDBG	\$2,292,383.76	\$2,292,383.76	\$0.00
		Project Total					\$2,292,383.76	\$2,292,383.76	\$0.00
	36	CV - Urgent Public Health Crisis Response - Stimulus	4366	CDBG-CV Over-the-Rhine Emergency Shelter	Canceled	CDBG	\$0.00	\$0.00	\$0.00
			4460	CV Public Services - YWCA - School Violence Program	Open	CDBG	\$0.00	\$0.00	\$0.00
			4461	CV Public Services - Dress For Success - Employment Training	Open	CDBG	\$0.00	\$0.00	\$0.00
			4472	CV Public Services - PWC - Senior Services	Open	CDBG	\$0.00	\$0.00	\$0.00
			4474	CV Public Services - Prevention First - Substance Abuse Services	Open	CDBG	\$0.00	\$0.00	\$0.00
			4476	CV Public Services - Caracole - PSH	Open	CDBG	\$0.00	\$0.00	\$0.00
			4491	CV Public Services - Talbert House - Health Services	Open	CDBG	\$0.00	\$0.00	\$0.00
			4581	CV Public Services - Project Lift - IKRON - Employment Training	Open	CDBG	\$0.00	\$0.00	\$0.00
			4582	CV Public Services - Project Lift - IKRON - Child Care	Open	CDBG	\$0.00	\$0.00	\$0.00
			4583	CV Public Services - Project Lift - IKRON - Crime Awareness	Open	CDBG	\$0.00	\$0.00	\$0.00
			4584	CV Public Services - Project Lift - IKRON - Legal Services	Open	CDBG	\$0.00	\$0.00	\$0.00
			4585	CV Public Services - Project Lift - IKRON - Health Services	Open	CDBG	\$0.00	\$0.00	\$0.00
			4586	CV Public Services - Project Lift - IKRON - Mental Health Services	Open	CDBG	\$0.00	\$0.00	\$0.00
			4587	CV Public Services - Project Lift - IKRON - Domestic Violence Victims Services	Open	CDBG	\$0.00	\$0.00	\$0.00
			4588	CV Public Services - Project Lift - IKRON - Subsistence Payments	Open	CDBG	\$0.00	\$0.00	\$0.00
			4589	CV Public Services - Project Lift - IKRON - Substance Abuse Services	Open	CDBG	\$0.00	\$0.00	\$0.00
			4590	CV Public Services - Project Lift - IKRON - Tenant / Property Owner counseling	Open	CDBG	\$0.00	\$0.00	\$0.00
			4591	CV Public Services - Project Lift - IKRON - Transportation Services	Open	CDBG	\$0.00	\$0.00	\$0.00
			4592	CV Public Services - Project Lift - IKRON - Youth Services	Open	CDBG	\$0.00	\$0.00	\$0.00

U.S. Department of Housing and Urban Development
Office of Community Planning and Development
Integrated Disbursement and Information System
List of Activities By Program Year And Project
CINCINNATI,OH

Plan Year	IDIS Project	Project	IDIS Activity ID	Activity Name	Activity Status	Program	Funded Amount	Draw Amount	Balance
2020	36	CV - Urgent Public Health Crisis Response - Stimulus	4593	CV Public Services - Project Lift - Cincinnati Works - Employment Training	Open	CDBG	\$0.00	\$0.00	\$0.00
			4594	CV Public Services - Project Lift - Freestore Foodbank - subsistence payments	Open	CDBG	\$0.00	\$0.00	\$0.00
			4595	CV Public Services - Project Lift - Freestore Foodbank - Transportation	Open	CDBG	\$0.00	\$0.00	\$0.00
			4599	CV Public Services - Project Lift - Easter Seals - Employment Training	Open	CDBG	\$0.00	\$0.00	\$0.00
			4600	CV Public Services - Project Lift - Easter Seals - Subsistence Payments	Open	CDBG	\$0.00	\$0.00	\$0.00
			4601	CV Public Services - Project Lift - Easter Seals - Transportation Services	Open	CDBG	\$0.00	\$0.00	\$0.00
			4602	CV Public Services - Project Lift - Urban League - Employment Training	Open	CDBG	\$0.00	\$0.00	\$0.00
			4603	CV Public Services - Project Lift - Urban League - Subsistence Payments	Open	CDBG	\$0.00	\$0.00	\$0.00
			4604	CV Public Services - Project Lift - Urban League - Transportation Services	Open	CDBG	\$0.00	\$0.00	\$0.00
			4625	CV Operating Support - Talbert House - Capacity Building	Open	CDBG	\$0.00	\$0.00	\$0.00
			4626	CV Public Facilities - Caracole Shelter Modifications	Open	CDBG	\$0.00	\$0.00	\$0.00
			4638	CV Public Services - Project Lift - Mercy Neighborhood- Employment Training	Open	CDBG	\$0.00	\$0.00	\$0.00
			4639	CV Public Services - Project Lift - Mercy Neighborhood- Food Banks	Open	CDBG	\$0.00	\$0.00	\$0.00
			4640	CV Public Services - Project Lift - Mercy Neighborhood- Subsistence Payments	Open	CDBG	\$0.00	\$0.00	\$0.00
			4641	CV Public Services - Project Lift - Mercy Neighborhood- Transportation Services	Open	CDBG	\$0.00	\$0.00	\$0.00
			Project Total					\$0.00	\$0.00
	40	CV-COVID-19 2020-2023 Northern Kentucky Indenpendent Health District OHH20FHW001 (NKIDH)	4404	CV-COVID-19 2020 - 2023 Leasing OHH20FHW001 (NKIDH)	Open	HOPWA	\$0.00	\$0.00	\$0.00
							\$0.00	\$0.00	\$0.00
						CDBG	\$26,034,103.45	\$8,259,248.40	\$17,774,855.05
						HESG	\$1,012,029.87	\$1,012,029.87	\$0.00
						HOME	\$2,322,957.98	\$513,263.22	\$1,809,694.76
						HOPWA	\$1,141,164.00	\$1,139,840.37	\$1,323.63
						\$30,510,255.30	\$10,924,381.86	\$19,585,873.44	
	Program Total								
	2020 Total								
2021	4	Emergency Mortgage Assistance '21	4597	Emergency Mortgage Assistance - Subsistence Payments 2021 - 2022	Open	CDBG	\$37,121.57	\$37,121.57	\$0.00

U.S. Department of Housing and Urban Development
Office of Community Planning and Development
Integrated Disbursement and Information System
List of Activities By Program Year And Project
CINCINNATI,OH

DATE: 03-29-22
TIME: 15:15
PAGE: 164

Plan Year	IDIS Project	Project	IDIS Activity ID	Activity Name	Activity Status	Program	Funded Amount	Draw Amount	Balance
2021	4	Emergency Mortgage Assistance '21	4598	Emergency Mortgage Assistance - Legal Consultation 2021 - 2022	Open	CDBG	\$44,825.99	\$44,825.99	\$0.00
		Project Total					\$81,947.56	\$81,947.56	\$0.00
	5	Fair Housing Services '21	4580	Fair Housing Services 2021-2022	Open	CDBG	\$0.00	\$0.00	\$0.00
		Project Total					\$0.00	\$0.00	\$0.00
	6	Findlay Market Operating Support '21	4636	Corporation for Findlay Market 2021-2022	Open	CDBG	\$0.00	\$0.00	\$0.00
			4637	Corporation for Findlay Market Project Delivery	Open	CDBG	\$0.00	\$0.00	\$0.00
		Project Total					\$0.00	\$0.00	\$0.00
	12	Housing Repair Services '21	4612	Housing Repair Services PWC Subrecipient	Open	CDBG	\$0.00	\$0.00	\$0.00
			4613	Housing Repair Services PWC January 2022	Open	CDBG	\$0.00	\$0.00	\$0.00
			4614	Housing Repair Services Max Construction 2022	Open	CDBG	\$0.00	\$0.00	\$0.00
		Project Total					\$0.00	\$0.00	\$0.00
	14	Neighborhood Business District Improvement Program '21	4608	NBDIP - Warsaw Creative Campus	Open	CDBG	\$250,000.00	\$250,000.00	\$0.00
		Project Total					\$250,000.00	\$250,000.00	\$0.00
	15	Operating Support for Community Development Corporations '21	4611	Operating Support for Community Development Corporations (CDCs) 2021-2022	Open	CDBG	\$0.00	\$0.00	\$0.00
		Project Total					\$0.00	\$0.00	\$0.00
	17	Small Business Services '21	4631	Small Business Services - Greater Cincinnati Microenterprise Initiative (GCMI) 2022	Canceled	CDBG	\$0.00	\$0.00	\$0.00
		Project Total					\$0.00	\$0.00	\$0.00
	19	Tenant Representation '21	4605	Tenant Representation 2021-2022	Open	CDBG	\$119,175.17	\$119,175.17	\$0.00
		Project Total					\$119,175.17	\$119,175.17	\$0.00
	20	Youth and Young Adult Employment Program '21	4576	Youth and Young Adult Employment - Art Works / Opportunities 2021	Open	CDBG	\$337,700.24	\$168,850.12	\$168,850.12
		Project Total					\$337,700.24	\$168,850.12	\$168,850.12
	23	Operating Support for Community Development Housing Organizations '21	4620	Operating Support for CHDO - College Hill CURC 2021-2022	Open	HOME	\$14,396.00	\$0.00	\$14,396.00
			4621	Operating Support for CHDO - OTRCH 2021-2022	Open	HOME	\$67,500.00	\$0.00	\$67,500.00
		Project Total					\$81,896.00	\$0.00	\$81,896.00
	26	Emergency Solutions Grant '21	4564	ESG21 Admin	Open	HESG	\$43,645.00	\$43,645.00	\$0.00
			4565	ESG21 - Rapid Re-Housing	Open	HESG	\$324,224.00	\$0.00	\$324,224.00
			4566	ESG21 - Homeless Shelters and Other Homeless Housing	Open	HESG	\$598,566.00	\$0.00	\$598,566.00
		Project Total					\$966,435.00	\$43,645.00	\$922,790.00
	27	2021 - 2024 Northern Kentucky Independent Health District OH-H21-F001 (NKIDH)	4558	2021 - 2024 PHP OHH21F001 (NKDIH)	Open	HOPWA	\$0.00	\$0.00	\$0.00
			4559	2021 - 2024 STRMU OHH21F001 (NKIDH)	Open	HOPWA	\$23,198.53	\$23,198.53	\$0.00
			4560	2021 - 2024 TBRA OHH21F001 (NKIDH)	Open	HOPWA	\$40,828.46	\$40,828.46	\$0.00

U.S. Department of Housing and Urban Development
Office of Community Planning and Development
Integrated Disbursement and Information System
List of Activities By Program Year And Project
CINCINNATI,OH

Plan Year	IDIS Project	Project	IDIS Activity ID	Activity Name	Activity Status	Program	Funded Amount	Draw Amount	Balance	
2021	27	2021 - 2024 Northern Kentucky Independent Health District OH-H21-F001 (NKIDH)	4561	2021 - 2024 Project Sponsor Admin OHH21F001 (NKIDH)	Open	HOPWA	\$11,560.28	\$11,560.28	\$0.00	
			4618	2021 - 2024 PHP OHH21F001 (NKIDH)	Open	HOPWA	\$17,749.80	\$17,749.80	\$0.00	
			Project Total					\$93,337.07	\$93,337.07	\$0.00
	28	2021 - 2024 Caracole OH-H21-F001 (Car)	4553	2021 - 2024 Facility-Based (PH) OHH21F001 (Caracole)	Open	HOPWA	\$156,830.51	\$156,830.51	\$0.00	
			4554	2021 - 2024 PHP OHH21F001 (Caracole)	Open	HOPWA	\$10,465.35	\$10,465.35	\$0.00	
			4555	2021 - 2024 STRMU OHH21F001 (Caracole)	Open	HOPWA	\$90,112.45	\$90,112.45	\$0.00	
			4556	2021 - 2024 TBRA OHH21F001 (Caracole)	Open	HOPWA	\$296,282.61	\$296,282.61	\$0.00	
			4557	2021 - 2024 Project Sponsor Admin OHH21F001 (Caracole)	Open	HOPWA	\$25,655.97	\$25,655.97	\$0.00	
				Project Total				\$579,346.89	\$579,346.89	\$0.00
								\$0.00	\$0.00	\$0.00
		Project Total					\$0.00	\$0.00	\$0.00	
	30	2021 - 2024 Shelterhouse Volunteer Group OH-H21-F001 (Shelterhouse)	4562	2021 - 2024 Suppotive Services OHH21F001 (Shelter House)	Open	HOPWA	\$4,563.66	\$4,563.66	\$0.00	
			4563	2021 - 2024 Project Sponsor Admin OHH21F001 (Shelterhouse)	Open	HOPWA	\$0.00	\$0.00	\$0.00	
			Project Total					\$4,563.66	\$4,563.66	\$0.00
	31	2021 - 2024 Strategies To End Homelessness OH-H21-F001 (STEH)	4551	2021 - 2024 Strategies To End Homelessness Grantee Admin OHH21F001 (STEH)	Open	HOPWA	\$22,424.00	\$22,424.00	\$0.00	
				Project Total				\$22,424.00	\$22,424.00	\$0.00
	32	Section 108 Debt Service '21	4533	Section 108 Debt Service 2021	Open	CDBG	\$46,389.65	\$46,389.65	\$0.00	
							Project Total	\$46,389.65	\$46,389.65	\$0.00
							CDBG	\$835,212.62	\$666,362.50	\$168,850.12
						HESG	\$966,435.00	\$43,645.00	\$922,790.00	
						HOME	\$81,896.00	\$0.00	\$81,896.00	
						HOPWA	\$699,671.62	\$699,671.62	\$0.00	
							\$2,583,215.24	\$1,409,679.12	\$1,173,536.12	
					CDBG	\$548,626,469.42	\$530,290,651.34	\$18,335,818.08		
					CDBG-R	\$3,405,121.69	\$3,405,121.69	\$0.00		
					ESG	\$10,765,330.93	\$10,765,518.00	(\$187.07)		
					HESG	\$10,490,637.87	\$9,567,847.87	\$922,790.00		
					HOME	\$109,257,111.50	\$107,104,340.01	\$2,152,771.49		
					HOPWA	\$14,988,702.62	\$14,987,378.99	\$1,323.63		
					HOPWA-C	\$0.00	\$0.00	\$0.00		
					HPRP	\$5,339,181.97	\$5,339,181.97	\$0.00		
	Program Total									
	2021 Total									
Program Grand Total										

Plan Year	IDIS Project	Project	IDIS Activity ID	Activity Name	Activity Status	Program	Funded Amount	Draw Amount	Balance
Grand Total							\$702,872,556.00	\$681,460,039.87	\$21,412,516.13

U.S. DEPARTMENT OF HOUSING AND URBAN
DEVELOPMENT
OFFICE OF COMMUNITY PLANNING AND DEVELOPMENT
PR06 - Summary of Consolidated Plan Projects for Report
Year

DATE: 3/29/2022
TIME: 3:18:46 PM
PAGE: 1/2

IDIS

Plan IDIS Year Project	Project Title and Description		Program	Project Estimate	Committed Amount	Amount Drawn Thru Report Year	Amount Available to Draw	Amount Drawn in Report Year
2021 1	Commercial and Industrial Redevelopment '21	The Commercial and Industrial Redevelopment Program, formerly known as The Strategic Program for Urban Redevelopment (SPUR) facilitates catalytic redevelopment of abandoned, vacant, or underutilized industrial and commercial sites throughout the City. The program focuses on addressing environmental contamination and obstacles preventing development of blighted areas, specifically in areas with imminent threats to human health and the environment. The funds are utilized for environmental assessments, contamination remediation, public improvements, infrastructure improvements, acquisition, demolition, stabilization, construction, reconstruction, installation of public works and facilities, and other related activities to facilitate redevelopment.	CDBG	\$201,545.00	\$0.00	\$0.00	\$0.00	\$0.00
2	Commercial and Industrial Redevelopment '21		CDBG	\$208,759.00	\$0.00	\$0.00	\$0.00	\$0.00
3	Concentrated Code Enforcement '21		CDBG	\$582,214.00	\$0.00	\$0.00	\$0.00	\$0.00
4	Emergency Mortgage Assistance '21		CDBG	\$197,214.00	\$81,947.56	\$0.00	\$81,947.56	\$0.00
5	Fair Housing Services '21		CDBG	\$177,214.00	\$0.00	\$0.00	\$0.00	\$0.00
6	Findlay Market Operating Support '21		CDBG	\$97,214.00	\$0.00	\$0.00	\$0.00	\$0.00
7	Hand Up Initiative '21		CDBG	\$1,267,214.00	\$0.00	\$0.00	\$0.00	\$0.00
8	Hazard Abatement Program '21		CDBG	\$757,214.00	\$0.00	\$0.00	\$0.00	\$0.00
9	Historic Stabilization of Structures '21		CDBG	\$207,214.00	\$0.00	\$0.00	\$0.00	\$0.00
10	Homeowner Assistance Repairs and Building Order Remission '21		CDBG	\$257,214.00	\$0.00	\$0.00	\$0.00	\$0.00
11	Housing Choice Mobility Program '21		CDBG	\$32,214.00	\$0.00	\$0.00	\$0.00	\$0.00
12	Housing Repair Services '21		CDBG	\$1,857,214.00	\$0.00	\$0.00	\$0.00	\$0.00
13	Lead Hazard Testing Program '21		CDBG	\$107,214.00	\$0.00	\$0.00	\$0.00	\$0.00
14	Neighborhood Business District Improvement Program '21		CDBG	\$907,214.00	\$250,000.00	\$0.00	\$250,000.00	\$0.00
15	Operating Support for Community Development Corporations '21		CDBG	\$307,214.00	\$0.00	\$0.00	\$0.00	\$0.00
16	Project Lift '21		CDBG	\$607,214.00	\$0.00	\$0.00	\$0.00	\$0.00
17	Small Business Services '21		CDBG	\$157,214.00	\$0.00	\$0.00	\$0.00	\$0.00
18	Strategic Housing Initiatives Program '21		CDBG	\$356,583.00	\$0.00	\$0.00	\$0.00	\$0.00
19	Tenant Representation '21		CDBG	\$237,214.00	\$119,175.17	\$0.00	\$119,175.17	\$0.00
20	Youth and Young Adult Employment Program '21		CDBG	\$732,214.00	\$337,700.24	\$168,850.12	\$168,850.12	\$168,850.12
21	American Dream Downpayment Initiative '21		HOME	\$150,000.00	\$0.00	\$0.00	\$0.00	\$0.00
22	CHDO Development Projects '21		HOME	\$410,689.00	\$0.00	\$0.00	\$0.00	\$0.00
23	Operating Support for Community Development Housing Organizations '21		HOME	\$136,896.00	\$81,896.00	\$0.00	\$81,896.00	\$0.00
24	Single Family Homeownership Development '21		HOME	\$200,000.00	\$0.00	\$0.00	\$0.00	\$0.00
25	Strategic Housing Initiatives Program '21		HOME	\$1,719,844.05	\$0.00	\$0.00	\$0.00	\$0.00

U.S. DEPARTMENT OF HOUSING AND URBAN
DEVELOPMENT
OFFICE OF COMMUNITY PLANNING AND DEVELOPMENT
PR06 - Summary of Consolidated Plan Projects for Report
Year

DATE: 3/29/2022
TIME: 3:18:46 PM
PAGE: 2/2

IDIS

Plan IDIS Year Project	Project Title and Description	Program	Project Estimate	Committed Amount	Amount Drawn Thru Report Year	Amount Available to Draw	Amount Drawn in Report Year
2021 26	Emergency Solutions Grant '21	HESG	\$997,610.00	\$966,435.00	\$0.00	\$966,435.00	\$0.00
27	2021 - 2024 Northern Kentucky Independent Health District OH-H21-F001 (NKIDH)	HOPWA	\$310,723.25	\$93,337.07	\$0.00	\$93,337.07	\$0.00
28	2021 - 2024 Caracole OH-H21-F001 (Car)	HOPWA	\$310,723.25	\$579,346.89	\$0.00	\$579,346.89	\$0.00
29	2021 - 2024 Center for Respite Care OH-H21-F001 (CRC)	HOPWA	\$310,723.25	\$0.00	\$0.00	\$0.00	\$0.00
30	2021 - 2024 Shelterhouse Volunteer Group OH-H21-F001 (Shelterhouse)	HOPWA	\$310,723.25	\$4,563.66	\$0.00	\$4,563.66	\$0.00
31	2021 - 2024 Strategies To End Homelessness OH-H21-F001 (STEH)	HOPWA	\$38,439.00	\$22,424.00	\$0.00	\$22,424.00	\$0.00
32	Section 108 Debt Service '21	CDBG	\$367,000.00	\$46,389.65	\$46,389.65	\$0.00	\$46,389.65
33	Administration '21	CDBG	\$2,321,064.00	\$0.00	\$0.00	\$0.00	\$0.00
		HOME	\$290,825.00	\$0.00	\$0.00	\$0.00	\$0.00

IDIS - PR09

U.S. Department of Housing and Urban Development
Office of Community Planning and Development
Integrated Disbursement and Information System
Program Income Details by Fiscal Year and Program
CINCINNATI,OH

Date: 03-28-22

Time: 14:41

Page: 1

Report for Program:

*Data Only Provided for Time Period Queried:01-01-1900 to 03-28-2022

Program Year	Program	Associated Grant Number	Fund Type	Estimated Income for Year	Transaction	Voucher #	Voucher Created	Voucher Type	IDIS Proj. ID	IDIS Actv. ID	Matrix Code	Receipted/Drawn Amount
1998	CDBG	B98MC390003	PI	4,290,000.00								
					RECEIPTS							
						10214 -001	06-11-98					542,874.99
						16933 -001	11-13-98					622,418.69
						17556 -001	12-01-98					558,177.54
						18553 -001	12-18-98					617,493.33
						18944 -001	12-30-98					1,305,684.79
						19555 -001	01-20-99					431,164.76
					DRAWS							
						217742-001	07-09-98	PY	57	748	21A	104,891.70
						217745-001	07-09-98	PY	2	397	14H	1,194.74
						217745-002	07-09-98	PY	50	821	18A	19,239.02
						217745-003	07-09-98	PY	4	852	14H	7,200.13
						217745-004	07-09-98	PY	92	849	14G	594.81
						217745-005	07-09-98	PY	2	833	14H	9,563.63
						217745-006	07-09-98	PY	5	799	14H	23,973.31
						217745-007	07-09-98	PY	7	834	14H	5,787.90
						218221-001	07-13-98	PY	2	412	14A	7,317.24
						218221-002	07-13-98	PY	2	428	14B	2,039.87
						218221-003	07-13-98	PY	2	451	03K	13,912.99
						218221-004	07-13-98	PY	2	466	03E	8,281.50
						218221-005	07-13-98	PY	2	482	03C	2,635.00
						218221-006	07-13-98	PY	2	489	14E	60.70

Program		Associated	Fund	Estimated	Transaction	Voucher #	Voucher	Voucher	IDIS	IDIS	Matrix	Receipted/Drawn
Year	Program	Grant Number	Type	Income for Year			Created	Type	Proj. ID	Actv. ID	Code	Amount
						218221-007	07-13-98	PY	2	527	14B	7,044.25
						218221-008	07-13-98	PY	2	528	01	1,418.84
						218221-009	07-13-98	PY	2	529	17C	1,652.29
						218221-010	07-13-98	PY	2	532	04A	16,257.00
						218222-001	07-13-98	PY	2	534	20	19,307.86
						218222-002	07-13-98	PY	2	544	21A	387.52
						218222-003	07-13-98	PY	2	574	20	2,662.50
						218222-004	07-13-98	PY	2	575	03Z	114,601.59
						218222-005	07-13-98	PY	2	576	03K	13,976.52
						218222-006	07-13-98	PY	2	577	20	63.00
						218222-007	07-13-98	PY	2	581	12	168.73
						218222-008	07-13-98	PY	2	585	02	737.67
						218222-009	07-13-98	PY	2	586	02	2,170.39
						218222-010	07-13-98	PY	2	642	03K	1,806.19
						218224-001	07-13-98	PY	2	644	14E	223.32
						218224-002	07-13-98	PY	2	646	21A	469.00
						218224-003	07-13-98	PY	49	652	01	5,470.46
						218224-004	07-13-98	PY	1	654	14A	400.00
						218224-005	07-13-98	PY	15	662	04	31,164.99
						218224-006	07-13-98	PY	81	687	03Z	500.00
						218224-007	07-13-98	PY	48	697	21A	750.62
						218224-008	07-13-98	PY	50	698	17C	1,936.37
						218224-009	07-13-98	PY	55	702	14E	12,874.71
						218224-010	07-13-98	PY	58	704	20	126.55
						218225-001	07-13-98	PY	60	706	20	1,687.50
						218225-002	07-13-98	PY	63	709	20	1,043.34
						218225-003	07-13-98	PY	71	715	21A	1,085.60
						218225-004	07-13-98	PY	1	725	14A	96,195.64
						250596-001	11-13-98	PY	2	392	14H	49.13
						250596-002	11-13-98	PY	2	620	14H	25.20
						250596-003	11-13-98	PY	2	621	14B	72,997.00
						250596-004	11-13-98	PY	2	412	14A	5,852.81

Program		Associated	Fund	Estimated	Transaction	Voucher #	Voucher	Voucher	IDIS	IDIS	Matrix	Receipted/Drawn
Year	Program	Grant Number	Type	Income for Year			Created	Type	Proj. ID	Actv. ID	Code	Amount
						250601-001	11-13-98	PY	2	430	14B	2,848.10
						250601-002	11-13-98	PY	2	437	14B	43,544.00
						250601-003	11-13-98	PY	2	495	14A	39,507.81
						250601-004	11-13-98	PY	2	509	14H	576.00
						250604-001	11-13-98	PY	2	523	14A	5,192.42
						250604-002	11-13-98	PY	2	524	14H	26,081.98
						250604-003	11-13-98	PY	7	963	14H	4,598.30
						250604-004	11-13-98	PY	4	929	14H	60,310.45
						250607-001	11-13-98	PY	79	932	14H	3,233.49
						250607-002	11-13-98	PY	79	734	14B	15,544.00
						250607-003	11-13-98	PY	79	735	14B	3,034.00
						250607-004	11-13-98	PY	79	736	14B	5,402.00
						250613-001	11-13-98	PY	79	737	14B	72,440.00
						250613-002	11-13-98	PY	10	847	05Q	3,000.00
						250613-003	11-13-98	PY	5	796	14G	258,182.00
						254396-001	12-01-98	PY	2	833	14H	208,446.70
						254396-002	12-01-98	PY	2	853	14B	11,540.00
						254396-003	12-01-98	PY	2	854	14B	57,784.00
						254396-004	12-01-98	PY	2	855	14B	2,614.00
						254398-001	12-01-98	PY	2	856	14A	277,792.84
						260908-001	12-18-98	PY	57	748	21A	160,994.65
						260911-001	12-18-98	PY	50	821	18A	21,510.25
						260911-002	12-18-98	PY	7	963	14H	147.69
						260911-003	12-18-98	PY	2	833	14H	8,361.13
						260911-004	12-18-98	PY	5	799	14H	17,240.74
						260912-001	12-18-98	PY	7	834	14H	5,309.91
						264174-001	01-05-99	PY	50	821	18A	6,778.00
						264175-001	01-05-99	PY	79	734	14B	16,431.00
						264175-002	01-05-99	PY	79	735	14B	3,312.00
						264175-003	01-05-99	PY	79	736	14B	1,591.00
						264175-004	01-05-99	PY	79	737	14B	30,856.00
						264178-001	01-05-99	PY	5	796	14G	12,098.58

Program		Associated	Fund	Estimated	Transaction	Voucher #	Voucher	Voucher	IDIS	IDIS	Matrix	Receipted/Drawn
Year	Program	Grant Number	Type	Income for Year			Created	Type	Proj. ID	Actv. ID	Code	Amount
						264178-002	01-05-99	PY	5	798	14A	18,869.00
						264178-003	01-05-99	PY	5	799	14H	12,713.76
						264178-004	01-05-99	PY	2	833	14H	132,748.91
						264179-001	01-05-99	PY	7	834	14H	63,449.72
						264179-002	01-05-99	PY	92	849	14G	1,965.34
						264179-003	01-05-99	PY	2	853	14B	12,105.00
						264179-004	01-05-99	PY	2	856	14A	167,382.30
						264180-001	01-05-99	PY	2	900	14B	464.00
						264180-002	01-05-99	PY	2	903	14B	18,598.00
						264180-003	01-05-99	PY	2	941	14B	13,737.00
						264180-004	01-05-99	PY	2	944	14B	26,550.00
						264181-001	01-05-99	PY	7	963	14H	43.50
						264181-002	01-05-99	PY	2	965	14B	5,422.00
						264181-003	01-05-99	PY	2	966	14B	8,151.00
						264181-004	01-05-99	PY	2	967	14B	25,396.00
						266531-001	01-14-99	PY	57	748	21A	315,911.89
						266534-001	01-14-99	PY	50	821	18A	22,687.28
						266539-001	01-14-99	PY	7	963	14H	136.06
						266539-002	01-14-99	PY	92	849	14G	920.67
						266539-003	01-14-99	PY	2	833	14H	9,706.84
						266539-004	01-14-99	PY	5	799	14H	19,594.51
						266541-001	01-14-99	PY	7	834	14H	4,742.46
						266792-001	01-15-99	PY	41	820	05H	1,704.94
						266792-002	01-15-99	PY	39	822	05H	25,154.54
						266792-003	01-15-99	PY	40	825	05H	8,933.10
						266792-004	01-15-99	PY	42	826	05D	9,023.89
						266794-001	01-15-99	PY	48	697	21A	1,153.06
						266794-002	01-15-99	PY	11	754	05Z	2,368.81
						266794-003	01-15-99	PY	12	755	08	19,063.16
						266794-004	01-15-99	PY	2	641	20	347.01
						266795-001	01-15-99	PY	2	644	14E	2,314.44
						266795-002	01-15-99	PY	2	450	03F	1,856.49

Program		Associated	Fund	Estimated	Transaction	Voucher #	Voucher	Voucher	IDIS	IDIS	Matrix	Receipted/Drawn
Year	Program	Grant Number	Type	Income for Year			Created	Type	Proj. ID	Actv. ID	Code	Amount
						266795-003	01-15-99	PY	2	451	03K	5,644.10
						266795-004	01-15-99	PY	2	487	14E	805.00
						266796-001	01-15-99	PY	2	528	01	347.01
						266796-002	01-15-99	PY	2	529	17C	315.14
						266796-003	01-15-99	PY	88	843	03Z	294.80
						266796-004	01-15-99	PY	2	534	20	12,394.28
						266797-001	01-15-99	PY	2	574	20	562.50
						266797-002	01-15-99	PY	2	576	03K	161.13
						266797-003	01-15-99	PY	2	577	20	134.39
						266797-004	01-15-99	PY	49	652	01	239.31
						266798-001	01-15-99	PY	74	718	03Z	39,163.39
						266798-002	01-15-99	PY	52	699	03G	429.50
						266798-003	01-15-99	PY	55	702	14E	18,874.51
						266798-004	01-15-99	PY	64	710	14H	117.73
						266799-001	01-15-99	PY	65	711	17D	38,475.02
						266799-002	01-15-99	PY	87	719	18C	8,343.00
						266799-003	01-15-99	PY	46	800	17A	7,337.53
						266799-004	01-15-99	PY	47	802	17A	24.68
						266800-001	01-15-99	PY	53	803	21A	2,603.82
						266800-002	01-15-99	PY	55	805	03Z	428.78
						266800-003	01-15-99	PY	76	842	03K	1,917.47
						266800-004	01-15-99	PY	78	810	20	468.01
						266801-001	01-15-99	PY	81	813	04	245.02
						266801-002	01-15-99	PY	82	814	20	763.11
						266801-003	01-15-99	PY	85	816	03K	20,510.00
						266801-004	01-15-99	PY	52	817	21A	21,631.99
						266802-001	01-15-99	PY	54	818	05H	6,250.00
						266802-002	01-15-99	PY	2	586	02	609.05
						266802-003	01-15-99	PY	2	620	14H	65.43
						266802-004	01-15-99	PY	2	412	14A	13,207.47
						266803-001	01-15-99	PY	2	428	14B	3,142.80
						266803-002	01-15-99	PY	9	927	12	25,856.98

Program		Associated	Fund	Estimated	Transaction	Voucher #	Voucher	Voucher	IDIS	IDIS	Matrix	Receipted/Drawn
Year	Program	Grant Number	Type	Income for Year			Created	Type	Proj. ID	Actv. ID	Code	Amount
						266803-003	01-15-99	PY	2	442	03Z	9.06
						266803-004	01-15-99	PY	2	523	14A	17,780.05
						266805-001	01-15-99	PY	2	527	14B	19,907.22
						266805-002	01-15-99	PY	9	961	14B	59,937.27
						266805-003	01-15-99	PY	1	654	14A	500.00
						266805-004	01-15-99	PY	5	656	14H	165.02
						266806-001	01-15-99	PY	4	929	14H	1,178.83
						266806-002	01-15-99	PY	10	847	05Q	6,100.00
						266806-003	01-15-99	PY	1	725	14A	159,393.15
						267434-001	01-20-99	PY	50	821	18A	10,062.81
						267434-002	01-20-99	PY	50	969	18A	35,200.00
						268020-001	01-21-99	PY	2	593	14H	67,372.49
						268020-002	01-21-99	PY	2	630	14H	36,174.44
						268020-003	01-21-99	PY	2	594	14B	33,001.00
						268020-004	01-21-99	PY	2	635	14B	13,170.00
						268023-001	01-21-99	PY	8	751	14H	50,383.07
						268405-001	01-22-99	PY	79	734	14B	8,439.00
						268405-002	01-22-99	PY	79	735	14B	2,604.00
						268405-003	01-22-99	PY	79	736	14B	2,530.00
						268405-004	01-22-99	PY	79	737	14B	12,374.00
						268406-001	01-22-99	PY	5	799	14H	2,845.97
						268406-002	01-22-99	PY	2	833	14H	65,844.81
						268406-003	01-22-99	PY	7	834	14H	210.60
						268406-004	01-22-99	PY	92	849	14G	75.00
						268410-001	01-22-99	PY	2	853	14B	6,805.00
						268410-002	01-22-99	PY	2	856	14A	84,072.57
						268897-001	01-26-99	PY	56	747	19F	188,998.94
											PI Receipts	4,077,814.10
											PI Draws	4,077,814.10
											PI Balance	0.00

Program Year	Program	Associated Grant Number	Fund Type	Estimated Income for Year	Transaction	Voucher #	Voucher Created	Voucher Type	IDIS Proj. ID	IDIS Actv. ID	Matrix Code	Receipted/Drawn Amount
1998	CDBG											
Total CDBG Receipts*:												4,077,814.10
Total CDBG Draws against Receipts*:												4,077,814.10
Total CDBG Receipt Fund Balance*:												0.00
1999	CDBG	B99MC390003	PI	3,900,000.00								
RECEIPTS												
						26143 -001	06-15-99					477,310.46
						27786 -001	07-16-99					1,014,851.26
						33567 -001	11-22-99					2,087,998.30
						34450 -001	12-10-99					240,227.48
						36100 -001	01-12-00					824,318.75
DRAWS												
						308466-001	06-21-99	PY	4	929	14H	105,776.23
						310005-001	06-25-99	PY	50	821	18A	38,668.58
						310005-002	06-25-99	PY	50	986	18A	31,875.00
						310005-003	06-25-99	PY	50	968	18A	80,000.00
						310005-004	06-25-99	PY	50	978	18A	46,000.00
						310007-001	06-25-99	PY	81	1070	21A	174,990.65
						315699-001	07-19-99	PY	2	898	14B	16,215.00
						315699-002	07-19-99	PY	2	900	14B	7,200.00
						315699-003	07-19-99	PY	2	910	14B	929.17
						315699-004	07-19-99	PY	7	963	14H	5,050.83
						315701-001	07-19-99	PY	79	734	14B	24,620.00
						315701-002	07-19-99	PY	79	735	14B	11,054.00
						315701-003	07-19-99	PY	79	736	14B	4,440.00
						315701-004	07-19-99	PY	79	737	14B	39,420.00
						315702-001	07-19-99	PY	2	833	14H	46,419.13
						315702-002	07-19-99	PY	2	856	14A	248,323.28
						315702-003	07-19-99	PY	2	913	14B	6,022.00
						315702-004	07-19-99	PY	2	943	14B	56,991.00
						315706-001	07-19-99	PY	2	945	14B	12,140.00

Program		Associated	Fund	Estimated	Transaction	Voucher #	Voucher	Voucher	IDIS	IDIS	Matrix	Receipted/Drawn
Year	Program	Grant Number	Type	Income for Year			Created	Type	Proj. ID	Actv. ID	Code	Amount
						315706-002	07-19-99	PY	2	946	14B	4,699.96
						315706-003	07-19-99	PY	2	947	14B	45,300.00
						315706-004	07-19-99	PY	2	966	14B	2,486.00
						315709-001	07-19-99	PY	2	967	14B	2,255.90
						315709-002	07-19-99	PY	2	975	14B	179.00
						315709-003	07-19-99	PY	2	976	14B	12,206.00
						315709-004	07-19-99	PY	2	977	14B	67,224.00
						315711-001	07-19-99	PY	5	796	14G	12,645.52
						315711-002	07-19-99	PY	5	799	14H	70,831.22
						315711-003	07-19-99	PY	2	994	14H	172,554.77
						315711-004	07-19-99	PY	5	798	14A	35,910.50
						315712-001	07-19-99	PY	5	999	14G	90,135.20
						315712-002	07-19-99	PY	19	1012	14H	5,869.70
						315712-003	07-19-99	PY	19	1073	14B	11,140.00
						315713-001	07-19-99	PY	81	1070	21A	2,589.08
						359101-001	11-23-99	PY	50	821	18A	40,550.10
						359101-002	11-23-99	PY	69	1093	18A	339,868.00
						359104-001	11-23-99	PY	81	1070	21A	350,693.78
						359109-001	11-23-99	PY	1	992	14A	351,262.44
						359109-002	11-23-99	PY	9	928	14B	108,650.00
						359109-003	11-23-99	PY	46	1035	05D	101,170.97
						359109-004	11-23-99	PY	48	1037	05D	88,007.87
						359109-005	11-23-99	PY	2	589	03E	85,874.40
						359109-006	11-23-99	PY	17	1010	14H	77,623.39
						359109-007	11-23-99	PY	15	1074	04	73,622.04
						359109-008	11-23-99	PY	14	1008	15	50,072.00
						359109-009	11-23-99	PY	70	1059	18C	47,721.11
						359109-010	11-23-99	PY	2	412	14A	38,399.13
						359109-011	11-23-99	PY	55	805	03Z	35,050.40
						359109-012	11-23-99	PY	56	1045	05H	35,029.03
						359113-001	11-23-99	PY	46	800	17A	34,134.67
						359113-002	11-23-99	PY	75	1064	21A	30,249.03

Program		Associated	Fund	Estimated	Transaction	Voucher #	Voucher	Voucher	IDIS	IDIS	Matrix	Receipted/Drawn
Year	Program	Grant Number	Type	Income for Year			Created	Type	Proj. ID	Actv. ID	Code	Amount
						359113-003	11-23-99	PY	57	1046	05H	29,349.94
						359113-004	11-23-99	PY	59	1048	05H	29,152.56
						359113-005	11-23-99	PY	3	996	05Z	21,695.00
						359113-006	11-23-99	PY	45	1034	05D	21,447.14
						359113-007	11-23-99	PY	12	1006	08	21,432.38
						359113-008	11-23-99	PY	4	997	14H	21,145.99
						359113-009	11-23-99	PY	49	1038	03Z	20,835.12
						359113-010	11-23-99	PY	71	1060	21A	20,000.00
						359113-011	11-23-99	PY	2	581	12	14,961.81
						365900-001	12-10-99	PY	1	992	14A	123,946.45
						365900-002	12-10-99	PY	9	928	14B	70,850.00
						365900-003	12-10-99	PY	48	1037	05D	45,431.03
						376089-001	01-14-00	PY	46	1035	05D	150,239.82
						376089-002	01-14-00	PY	1	992	14A	95,667.64
						376089-003	01-14-00	PY	17	1010	14H	79,004.08
						376089-004	01-14-00	PY	70	1059	18C	52,717.11
						376089-005	01-14-00	PY	1	654	14A	48,212.89
						376089-006	01-14-00	PY	47	1036	05D	42,013.16
						376089-007	01-14-00	PY	48	1037	05D	39,467.76
						376089-008	01-14-00	PY	72	792	03M	36,245.49
						376089-009	01-14-00	PY	2	412	14A	34,731.08
						376089-010	01-14-00	PY	80	1069	18C	33,000.00
						376089-011	01-14-00	PY	12	1006	08	26,823.95
						376089-012	01-14-00	PY	56	1045	05H	24,864.14
						376089-013	01-14-00	PY	15	1074	04	23,654.05
						376089-014	01-14-00	PY	18	1011	19C	23,396.89
						376089-015	01-14-00	PY	45	1034	05D	21,114.26
						376089-016	01-14-00	PY	11	1005	05Z	17,368.05
						376089-017	01-14-00	PY	83	815	20	15,294.36
						376089-018	01-14-00	PY	13	1007	05K	14,833.33
						376089-019	01-14-00	PY	61	1050	03K	14,686.41
						376089-020	01-14-00	PY	46	800	17A	14,599.42

Program	Associated	Fund	Estimated		Voucher	Voucher	IDIS	IDIS	Matrix	Receipted/Drawn		
Year	Program	Grant Number	Type	Income for Year	Transaction	Voucher #	Created	Type	Proj. ID	Actv. ID	Code	Amount
						376089-021	01-14-00	PY	9	1003	21D	14,070.56
						376089-022	01-14-00	PY	37	683	03Z	2,314.30
											PI Receipts	4,644,706.25
											PI Draws	4,644,706.25
											PI Balance	0.00
1999	CDBG										Total CDBG Receipts*:	4,644,706.25
											Total CDBG Draws against Receipts*:	4,644,706.25
											Total CDBG Receipt Fund Balance*:	0.00
2000	CDBG	B00MC390003	PI	3,900,000.00								
					RECEIPTS							
						41975 -001	05-23-00					912,360.28
						47750 -001	08-31-00					440,145.85
						49634 -001	09-28-00					950,000.00
						50736 -001	10-19-00					313,626.42
						50880 -001	10-23-00					852,782.31
						55856 -001	01-30-01					1,272,038.20
					DRAWS							
						501039-001	05-23-00	PY	1	1162	14A	278,100.62
						501039-002	05-23-00	PY	46	1035	05D	177,061.08
						501039-003	05-23-00	PY	34	1138	05D	151,300.64
						501039-004	05-23-00	PY	86	690	03C	112,592.06
						501039-005	05-23-00	PY	42	1155	05H	74,733.04
						501039-006	05-23-00	PY	48	1037	05D	48,034.22
						501039-007	05-23-00	PY	90	845	20	44,621.56
						501039-008	05-23-00	PY	20	1013	03C	25,917.06
						548517-001	08-31-00	PY	1	1162	14A	180,194.62
						548517-002	08-31-00	PY	3	1164	05K	13,960.00
						548517-003	08-31-00	PY	13	1165	05K	29,666.66
						548517-004	08-31-00	PY	9	1166	21D	10,230.89

Program		Associated	Fund	Estimated	Transaction	Voucher #	Voucher	Voucher	IDIS	IDIS	Matrix	Receipted/Drawn
Year	Program	Grant Number	Type	Income for Year			Created	Type	Proj. ID	Actv. ID	Code	Amount
						548517-005	08-31-00	PY	95	1163	05K	2,787.51
						548517-006	08-31-00	PY	12	1161	08	8,614.07
						548517-007	08-31-00	PY	14	1159	15	21,976.00
						548517-008	08-31-00	PY	15	1160	06	23,970.31
						548517-009	08-31-00	PY	17	1171	14H	23,003.42
						548517-010	08-31-00	PY	18	1172	19C	4,805.23
						548517-011	08-31-00	PY	4	1151	14H	11,498.62
						548517-012	08-31-00	PY	78	1152	14H	10,882.64
						548523-001	08-31-00	PY	86	1175	03K	2,456.99
						548523-002	08-31-00	PY	67	1179	02	1,045.30
						548523-003	08-31-00	PY	71	1180	21A	13,075.98
						548523-004	08-31-00	PY	48	1158	21A	28.12
						548523-005	08-31-00	PY	35	1194	05H	16,395.26
						548523-006	08-31-00	PY	42	1155	05H	63,650.63
						548523-007	08-31-00	PY	45	1156	05D	1,903.60
						558566-001	09-29-00	PY	117	1195	21A	486,270.20
						558568-001	09-29-00	PY	2	995	14A	237,792.68
						558568-002	09-29-00	PY	2	1209	14H	131,822.73
						558568-003	09-29-00	PY	5	1167	14G	94,114.39
						565308-001	10-20-00	PY	2	1209	14H	213,466.04
						565308-002	10-20-00	PY	5	1167	14G	100,160.38
						566342-001	10-24-00	PY	1	1162	14A	195,389.25
						566342-002	10-24-00	PY	34	1138	05D	116,961.53
						566342-003	10-24-00	PY	71	1180	21A	64,178.77
						566342-004	10-24-00	PY	14	1159	15	48,635.23
						566342-005	10-24-00	PY	17	1171	14H	40,969.75
						566342-006	10-24-00	PY	42	1155	05H	40,024.53
						566342-007	10-24-00	PY	79	1068	03Z	36,554.12
						566342-008	10-24-00	PY	15	1160	06	34,937.09
						566342-009	10-24-00	PY	20	1013	03C	32,983.00
						566342-010	10-24-00	PY	62	1051	14E	32,856.91
						566342-011	10-24-00	PY	4	1203	14A	29,000.00

Program		Associated	Fund	Estimated	Transaction	Voucher #	Voucher	Voucher	IDIS	IDIS	Matrix	Receipted/Drawn
Year	Program	Grant Number	Type	Income for Year			Created	Type	Proj. ID	Actv. ID	Code	Amount
						566354-001	10-24-00	PY	2	412	14A	25,714.57
						566354-002	10-24-00	PY	69	1183	18C	22,599.08
						566354-003	10-24-00	PY	4	929	14H	22,236.15
						566354-004	10-24-00	PY	9	1166	21D	16,903.67
						566354-005	10-24-00	PY	13	1165	05K	14,833.33
						566354-006	10-24-00	PY	78	1152	14H	13,692.60
						566354-007	10-24-00	PY	45	1156	05D	13,573.47
						566354-008	10-24-00	PY	79	1139	05D	13,530.07
						566354-009	10-24-00	PY	4	1151	14H	13,142.97
						566354-010	10-24-00	PY	72	1189	05H	12,500.00
						566354-011	10-24-00	PY	44	1154	05H	11,566.22
						598145-001	01-31-01	PY	117	1195	21A	375,623.99
						598156-001	01-31-01	PY	34	1138	05D	134,136.20
						598156-002	01-31-01	PY	61	1050	03K	133,751.90
						598156-003	01-31-01	PY	1	1162	14A	73,048.33
						598156-004	01-31-01	PY	71	1180	21A	59,402.08
						598156-005	01-31-01	PY	35	1140	05H	48,202.76
						598156-006	01-31-01	PY	42	1155	05H	41,347.05
						598156-007	01-31-01	PY	47	802	17A	40,616.61
						598156-008	01-31-01	PY	15	1160	06	39,851.28
						598156-009	01-31-01	PY	9	1166	21D	37,327.31
						598156-010	01-31-01	PY	12	1161	08	35,880.60
						598165-001	01-31-01	PY	13	1165	05K	29,666.66
						598165-002	01-31-01	PY	4	929	14H	22,604.00
						598165-003	01-31-01	PY	2	412	14A	20,608.44
						598165-004	01-31-01	PY	79	1139	05D	19,299.39
						598165-005	01-31-01	PY	17	1171	14H	17,433.14
						598165-006	01-31-01	PY	45	1156	05D	16,823.12
						598165-007	01-31-01	PY	1	992	14A	14,885.48
						598165-008	01-31-01	PY	78	1152	14H	9,002.62
						598391-001	02-01-01	PY	8	1150	14H	30,753.62
						598391-002	02-01-01	PY	8	1002	14H	57,519.80

Program	Associated	Fund	Estimated		Voucher	Voucher	IDIS	IDIS	Matrix	Receipted/Drawn		
Year	Program	Grant Number	Type	Income for Year	Transaction	Voucher #	Created	Type	Proj. ID	Actv. ID	Code	Amount
						598391-003	02-01-01	PY	8	832	14H	14,253.82
											PI Receipts	4,740,953.06
											PI Draws	4,740,953.06
											PI Balance	0.00
2000	CDBG										Total CDBG Receipts*:	4,740,953.06
											Total CDBG Draws against Receipts*:	4,740,953.06
											Total CDBG Receipt Fund Balance*:	0.00
2000	HOME	M00MC390213	PI	650,000.00								
					RECEIPTS							
						53938 -001	12-20-00					650,000.00
			PI		DRAWS							
						585935-001	12-21-00	PY	27	1109		60,876.00
						585944-001	12-21-00	PY	27	1202		60,589.00
						585959-001	12-21-00	PY	27	1110		19,364.00
						586030-002	12-21-00	PY	120	1505		4,393.46
						586046-001	12-21-00	PY	27	1110		22,856.00
						586057-001	12-21-00	PY	27	1110		27,874.00
						586068-001	12-21-00	PY	27	1104		10,001.00
						586077-001	12-21-00	PY	27	1072		14,400.00
						586736-002	12-27-00	PY	120	1505		20,606.54
						586736-004	12-27-00	PY	8	1794		60,040.00
						586736-006	12-27-00	PY	8	1874		24,862.56
						586736-008	12-27-00	PY	8	1885		12,620.46
						586739-001	12-27-00	PY	1	365		5,498.00
						586739-002	12-27-00	PY	1	366		270.00
						586742-001	12-27-00	PY	27	1202		33,800.00
						586743-001	12-27-00	PY	27	1202		38,030.00
						586746-001	12-27-00	PY	27	1202		33,182.00
						606071-002	02-26-01	PY	8	1885		6,867.88

Program	Associated	Fund	Estimated		Voucher	Voucher	IDIS	IDIS	Matrix	Receipted/Drawn		
Year	Program	Grant Number	Type	Income for Year	Transaction	Voucher #	Created	Type	Proj. ID	Actv. ID	Code	Amount
						606087-001	02-26-01	PY	27	1096		2,130.00
						606091-001	02-26-01	PY	27	1109		75,719.56
						606091-002	02-26-01	PY	27	1110		20,463.00
						615158-001	03-22-01	PY	8	934		10,352.00
						625843-001	04-24-01	PY	27	1110		17,125.00
						625843-002	04-24-01	PY	1	271		2,461.00
						628873-002	05-01-01	PY	27	1101		5,900.00
						628873-003	05-01-01	PY	8	1885		497.53
						628882-002	05-01-01	PY	27	1202		14,009.44
						868852-001	03-31-03	PY	78	1301		10,211.57
						1667860-006	04-28-09	PY	44	2514		16,140.88
						1667864-007	04-28-09	PY	42	2413		18,859.12
											Receipts	650,000.00
											PI Draws	650,000.00
											PA Draws	0.00
											Balance	0.00
2000	HOME	M00MC390213									Total Local Account Receipts	650,000.00
											Total Local Account Draws	650,000.00
											Total Local Account Balance	0.00
2001	CDBG	B01MC390003	PI	3,000,000.00	RECEIPTS							
						65694 -001	07-11-01					316,451.81
						67137 -001	08-09-01					182,864.88
						70065 -001	10-01-01					85,731.45
						71625 -001	10-29-01					1,211,290.10
						71681 -001	10-30-01					321,919.60
						76536 -001	01-25-02					379,941.14
						76542 -001	01-25-02					372,885.20
					DRAWS							

Program		Associated	Fund	Estimated	Transaction	Voucher #	Voucher	Voucher	IDIS	IDIS	Matrix	Receipted/Drawn
Year	Program	Grant Number	Type	Income for Year			Created	Type	Proj. ID	Actv. ID	Code	Amount
						652875-001	07-11-01	PY	44	1233	05H	5,874.61
						652875-002	07-11-01	PY	42	1235	05H	35,282.63
						652875-003	07-11-01	PY	45	1234	05D	4,602.95
						652875-004	07-11-01	PY	43	1236	05H	35,197.05
						652875-005	07-11-01	PY	34	1238	05D	235,494.57
						662458-001	08-09-01	PY	44	1233	05H	5,968.66
						662458-002	08-09-01	PY	42	1235	05H	35,327.76
						662458-003	08-09-01	PY	45	1234	05D	3,736.15
						662458-004	08-09-01	PY	43	1236	05H	15,777.35
						662458-005	08-09-01	PY	34	1238	05D	54,878.35
						662458-006	08-09-01	PY	78	1239	05D	17,036.19
						662458-007	08-09-01	PY	48	1158	21A	15.45
						662458-008	08-09-01	PY	48	1244	21A	236.47
						662458-009	08-09-01	PY	23	1240	05K	2,917.12
						662458-010	08-09-01	PY	12	1241	08	6,054.50
						662466-001	08-09-01	PY	55	1174	14E	207.28
						662466-002	08-09-01	PY	71	1180	21A	1,857.00
						662466-003	08-09-01	PY	91	1181	04A	7,860.00
						662466-004	08-09-01	PY	67	1260	02	1,641.30
						662466-005	08-09-01	PY	100	1270	14E	3,256.63
						662466-006	08-09-01	PY	90	1269	03Z	2,520.14
						662466-007	08-09-01	PY	93	1264	18C	17,468.14
						662466-008	08-09-01	PY	69	1280	18C	6,106.39
						680175-001	10-01-01	PY	35	1237	05H	30,333.43
						680175-002	10-01-01	PY	44	1233	05H	11,518.24
						680175-003	10-01-01	PY	42	1235	05H	41,242.92
						680175-004	10-01-01	PY	45	1234	05D	2,636.86
						689941-001	10-29-01	PY	44	1233	05H	9,194.22
						689941-002	10-29-01	PY	112	1312	05H	84,086.94
						689941-003	10-29-01	PY	42	1235	05H	43,957.34
						689941-004	10-29-01	PY	45	1234	05D	3,880.80
						689941-005	10-29-01	PY	34	1238	05D	94,077.22

Program		Associated	Fund	Estimated	Transaction	Voucher #	Voucher	Voucher	IDIS	IDIS	Matrix	Receipted/Drawn
Year	Program	Grant Number	Type	Income for Year			Created	Type	Proj. ID	Actv. ID	Code	Amount
						689941-006	10-29-01	PY	48	1158	21A	607.09
						689941-007	10-29-01	PY	48	1244	21A	1,626.38
						689941-008	10-29-01	PY	74	1063	21A	46.53
						689941-009	10-29-01	PY	23	1240	05K	2,370.17
						689941-010	10-29-01	PY	12	1241	08	3,896.67
						689953-001	10-29-01	PY	55	1174	14E	8,549.75
						689953-002	10-29-01	PY	88	1192	03K	5,000.00
						689953-003	10-29-01	PY	91	1181	04A	26,465.20
						689953-004	10-29-01	PY	49	1182	17A	3,387.26
						689953-005	10-29-01	PY	108	1185	03K	12,000.00
						689953-006	10-29-01	PY	70	1188	21A	3,751.88
						689953-007	10-29-01	PY	67	1260	02	171.75
						689953-008	10-29-01	PY	100	1270	14E	803.59
						689953-009	10-29-01	PY	90	1269	03Z	1,561.77
						689953-010	10-29-01	PY	73	1266	03Z	81,422.00
						689960-001	10-29-01	PY	103	1261	14E	10,557.89
						689960-002	10-29-01	PY	2	451	03K	235.38
						689960-003	10-29-01	PY	65	711	17D	6,000.86
						689960-004	10-29-01	PY	66	712	18A	51.75
						689960-005	10-29-01	PY	47	802	17A	5,111.95
						689960-006	10-29-01	PY	80	806	03K	201.52
						689960-007	10-29-01	PY	85	816	03K	4,136.86
						689960-008	10-29-01	PY	65	1054	17A	1,207.50
						689960-010	10-29-01	PY	76	1065	03K	3,467.28
						689975-001	10-29-01	PY	4	1151	14H	3,350.00
						689975-002	10-29-01	PY	78	1152	14H	150.33
						689975-003	10-29-01	PY	123	1225	19E	2,854.03
						689975-004	10-29-01	PY	1	1226	14A	145,715.28
						689975-005	10-29-01	PY	108	1297	03K	150,904.94
						689975-006	10-29-01	PY	3	1228	05Z	8,000.00
						689975-007	10-29-01	PY	9	1248	21D	15,024.99
						689975-008	10-29-01	PY	80	1262	05Q	18,112.26

Program		Associated	Fund	Estimated	Transaction	Voucher #	Voucher	Voucher	IDIS	IDIS	Matrix	Receipted/Drawn
Year	Program	Grant Number	Type	Income for Year			Created	Type	Proj. ID	Actv. ID	Code	Amount
						689975-009	10-29-01	PY	17	1251	19C	12,734.62
						689975-010	10-29-01	PY	18	1252	19C	6,322.59
						689985-001	10-29-01	PY	4	1229	14H	16,934.43
						689985-002	10-29-01	PY	77	1254	14H	19,620.41
						689985-003	10-29-01	PY	2	412	14A	664.06
						689985-004	10-29-01	PY	9	928	14B	736.84
						689985-005	10-29-01	PY	4	929	14H	678.00
						689985-006	10-29-01	PY	19	1111	14B	41,573.54
						689985-008	10-29-01	PY	115	1146	03M	2,965.50
						689985-009	10-29-01	PY	33	1278	05D	24,123.35
						689985-010	10-29-01	PY	41	1274	21A	8,508.37
						689994-001	10-29-01	PY	36	778	03B	45,492.06
						689994-002	10-29-01	PY	55	1044	03E	6,039.00
						689994-003	10-29-01	PY	77	1066	20	5,876.32
						689994-004	10-29-01	PY	14	1243	15	40,368.90
						689994-005	10-29-01	PY	15	1242	04	56,144.25
						689994-006	10-29-01	PY	116	1325	14I	154,185.72
						689994-007	10-29-01	PY	88	1310	05M	4,580.00
						690232-001	10-30-01	PY	74	1245	21A	310,712.91
						690257-002	10-30-01	PY	2	1227	14A	13,009.45
						719119-001	01-25-02	PY	1	1226	14A	172,779.84
						719119-002	01-25-02	PY	112	1312	05H	60,000.00
						719119-003	01-25-02	PY	35	1194	05H	44,412.83
						719119-004	01-25-02	PY	35	1237	05H	27,000.00
						719119-005	01-25-02	PY	42	1235	05H	22,048.62
						719119-006	01-25-02	PY	36	778	03B	14,894.78
						719119-007	01-25-02	PY	45	1234	05D	12,000.00
						719119-008	01-25-02	PY	103	1261	14E	12,000.00
						719119-009	01-25-02	PY	15	1242	04	7,582.54
						719119-010	01-25-02	PY	4	1229	14H	7,166.59
						719198-003	01-25-02	PY	2	1227	14A	216,639.81
						719198-004	01-25-02	PY	81	1255	14G	11,579.89

Program	Associated	Fund	Estimated		Voucher	Voucher	IDIS	IDIS	Matrix	Receipted/Drawn		
Year	Program	Grant Number	Type	Income for Year	Transaction	Voucher #	Created	Type	Proj. ID	Actv. ID	Code	Amount
						719198-005	01-25-02	PY	29	1285	14H	5,218.68
						719198-007	01-25-02	PY	7	963	14H	1,807.38
						719198-010	01-25-02	PY	2	995	14A	27,873.00
						719228-001	01-25-02	PY	68	1215	18A	912.81
						719228-002	01-25-02	PY	68	1295	18A	15,241.10
						719228-003	01-25-02	PY	68	1315	18A	50,000.00
						719228-005	01-25-02	PY	68	1323	18A	37,000.00
						719228-012	01-25-02	PY	50	821	18A	3,076.82
						719236-005	01-25-02	PY	81	1255	14G	3,591.65
											PI Receipts	2,871,084.18
											PI Draws	2,871,084.18
											PI Balance	0.00
2001	CDBG										Total CDBG Receipts*:	2,871,084.18
											Total CDBG Draws against Receipts*:	2,871,084.18
											Total CDBG Receipt Fund Balance*:	0.00
2002	CDBG	B02MC390003	PI	2,900,000.00								
					RECEIPTS							
						95510 -001	09-13-02					668,964.82
						103798-001	01-10-03					638,689.80
						103992-001	01-14-03					834,159.55
						104986-001	01-28-03					1,387,167.90
						104988-001	01-28-03					0.01
					DRAWS							
						800897-007	09-13-02	PY	12	1413	08	50,290.00
						800898-001	09-13-02	PY	73	1339	05H	274,483.19
						842193-001	01-14-03	PY	68	1295	18A	175.00
						842193-002	01-14-03	PY	113	1314	18A	121.28
						842193-003	01-14-03	PY	113	1396	18A	9,000.00
						842193-004	01-14-03	PY	45	1439	18A	83,724.61

Program		Associated	Fund	Estimated	Transaction	Voucher #	Voucher	Voucher	IDIS	IDIS	Matrix	Receipted/Drawn
Year	Program	Grant Number	Type	Income for Year			Created	Type	Proj. ID	Actv. ID	Code	Amount
						842193-005	01-14-03	PY	45	1487	18A	50,000.00
						842193-006	01-14-03	PY	45	1492	18A	25,000.00
						842193-007	01-14-03	PY	45	1493	18A	50,000.00
						842193-008	01-14-03	PY	45	1494	18A	15,000.00
						842193-009	01-14-03	PY	45	1498	18A	25,000.00
						842212-001	01-14-03	PY	97	1170	14H	195.00
						842212-002	01-14-03	PY	2	1227	14A	2,897.00
						842212-003	01-14-03	PY	81	1255	14G	390.00
						842212-004	01-14-03	PY	29	1285	14H	566.25
						842212-005	01-14-03	PY	2	1356	14A	504,601.24
						842212-006	01-14-03	PY	55	1355	14G	121,788.88
						842212-007	01-14-03	PY	26	1420	14H	7,744.86
						842212-008	01-14-03	PY	26	1421	01	207.70
						842212-009	01-14-03	PY	2	620	14H	2,391.14
						842212-010	01-14-03	PY	7	963	14H	7,818.87
						842212-011	01-14-03	PY	7	1081	14B	25,329.30
						842212-012	01-14-03	PY	7	1103	01	395.50
						842212-013	01-14-03	PY	5	998	14H	1,529.00
						842212-014	01-14-03	PY	78	1207	14B	49,005.80
						847024-001	01-28-03	PY	68	1215	18A	6,829.72
						847024-002	01-28-03	PY	68	1295	18A	17,139.50
						847024-003	01-28-03	PY	2	1356	14A	17,005.75
						847024-004	01-28-03	PY	55	1355	14G	38,295.49
						847024-005	01-28-03	PY	26	1420	14H	13,246.40
						847024-006	01-28-03	PY	45	1439	18A	1,083.27
						847024-007	01-28-03	PY	2	620	14H	3,974.55
						847035-001	01-28-03	PY	31	1341	05D	121,417.30
						847035-002	01-28-03	PY	1	1353	14A	111,566.72
						847035-003	01-28-03	PY	9	928	14B	74,796.70
						847035-004	01-28-03	PY	114	1316	14G	71,594.08
						847035-005	01-28-03	PY	17	1414	19C	53,692.02
						847035-006	01-28-03	PY	32	1338	05H	43,024.20

Program	Associated	Fund	Estimated		Voucher	Voucher	IDIS	IDIS	Matrix	Receipted/Drawn		
Year	Program	Grant Number	Type	Income for Year	Transaction	Voucher #	Created	Type	Proj. ID	Actv. ID	Code	Amount
						847035-007	01-28-03	PY	4	1389	14H	31,532.69
						847035-008	01-28-03	PY	40	1342	05D	30,059.63
						847035-009	01-28-03	PY	67	1462	14I	25,678.94
						847035-010	01-28-03	PY	46	1336	18C	22,269.43
						847046-001	01-28-03	PY	103	1261	14E	21,200.00
						847046-002	01-28-03	PY	53	1343	05D	20,000.00
						847046-003	01-28-03	PY	61	1335	18C	19,617.32
						847046-004	01-28-03	PY	22	1408	05K	15,884.28
						847046-005	01-28-03	PY	13	1349	05C	15,833.33
						847046-006	01-28-03	PY	9	1357	21D	14,273.10
						847046-007	01-28-03	PY	18	1350	19C	13,822.37
						847046-008	01-28-03	PY	29	1362	05Z	11,346.76
						847046-009	01-28-03	PY	39	1340	05H	9,950.00
						847046-010	01-28-03	PY	88	1310	05M	9,026.00
						848540-002	01-31-03	PY	50	1415	21A	1,198,168.97
						848540-003	01-31-03	PY	5	1419	19F	188,998.94
											PI Receipts	3,528,982.08
											PI Draws	3,528,982.08
											PI Balance	0.00
2002	CDBG										Total CDBG Receipts*:	3,528,982.08
											Total CDBG Draws against Receipts*:	3,528,982.08
											Total CDBG Receipt Fund Balance*:	0.00
2003	CDBG	B03MC390003	PI	2,500,000.00								
					RECEIPTS							
						130427-001	02-03-04					2,691,233.40
						130479-001	02-04-04					0.02
					DRAWS							
						978619-001	02-04-04	PY	1	1548	14A	171,777.34
						978619-002	02-04-04	PY	67	1598	14I	157,291.55

Program		Associated	Fund	Estimated	Transaction	Voucher #	Voucher	Voucher	IDIS	IDIS	Matrix	Receipted/Drawn
Year	Program	Grant Number	Type	Income for Year			Created	Type	Proj. ID	Actv. ID	Code	Amount
						978619-003	02-04-04	PY	73	1193	03Z	97,252.99
						978619-004	02-04-04	PY	76	1065	03K	68,482.04
						978619-005	02-04-04	PY	73	1266	03Z	57,557.09
						978619-006	02-04-04	PY	49	1567	03Z	55,272.46
						978619-007	02-04-04	PY	69	1583	17C	41,927.80
						978619-008	02-04-04	PY	14	1568	15	28,577.23
						978619-009	02-04-04	PY	120	1557	14A	26,041.59
						978619-010	02-04-04	PY	78	1648	05H	22,725.31
						978619-011	02-04-04	PY	69	1515	20	16,500.00
						978662-001	02-04-04	PY	1	1548	14A	146,918.14
						978662-002	02-04-04	PY	89	1424	03Z	103,197.67
						978662-003	02-04-04	PY	76	1065	03K	90,921.98
						978662-004	02-04-04	PY	58	1495	03M	74,823.00
						978662-005	02-04-04	PY	38	1654	03F	63,817.75
						978662-006	02-04-04	PY	40	1528	05H	62,812.08
						978662-007	02-04-04	PY	73	1266	03Z	44,473.08
						978662-008	02-04-04	PY	78	1648	05H	24,464.50
						978662-009	02-04-04	PY	15	1547	04	23,893.59
						978666-001	02-04-04	PY	62	1051	14E	23,400.00
						978666-002	02-04-04	PY	9	1553	21D	22,535.11
						978666-003	02-04-04	PY	69	1501	14E	21,115.54
						978666-004	02-04-04	PY	77	1529	19C	19,778.59
						978666-005	02-04-04	PY	37	1506	05H	18,541.22
						978666-006	02-04-04	PY	13	1554	05C	15,909.94
						978666-007	02-04-04	PY	4	1620	14H	13,381.93
						978666-008	02-04-04	PY	49	1567	03Z	10,933.00
						978666-009	02-04-04	PY	19	1490	04A	10,425.25
						978666-010	02-04-04	PY	25	1552	03C	10,075.84
						978672-001	02-04-04	PY	15	1391	06	9,953.53
						978672-002	02-04-04	PY	12	1520	08	9,890.67
						978672-003	02-04-04	PY	48	1608	05H	8,182.77
						978672-004	02-04-04	PY	22	1519	05K	7,224.45

Program	Associated	Fund	Estimated		Voucher	Voucher	IDIS	IDIS	Matrix	Receipted/Drawn		
Year	Program	Grant Number	Type	Income for Year	Transaction	Voucher #	Created	Type	Proj. ID	Actv. ID	Code	Amount
						978672-005	02-04-04	PY	29	1593	05Z	6,812.78
						978672-006	02-04-04	PY	1	1353	14A	6,727.26
						978672-007	02-04-04	PY	15	1655	06	6,362.44
						978672-008	02-04-04	PY	67	1598	14I	5,711.00
						978672-009	02-04-04	PY	103	1178	14E	5,000.00
						978848-002	02-04-04	PY	50	1631	21A	891,546.02
						978848-003	02-04-04	PY	50	1632	19F	188,998.89
											PI Receipts	2,691,233.42
											PI Draws	2,691,233.42
											PI Balance	0.00
2003	CDBG										Total CDBG Receipts*:	2,691,233.42
											Total CDBG Draws against Receipts*:	2,691,233.42
											Total CDBG Receipt Fund Balance*:	0.00
2003	HOME	M03MC390213	PI	963,197.11								
					RECEIPTS							
						104967-001	01-28-03					963,197.11
						125412-001	11-21-03					395,150.91
			PI		DRAWS							
						868852-002	03-31-03	PY	78	1301		78,134.43
						868852-003	03-31-03	PY	8	1307		3,708.00
						868852-004	03-31-03	PY	120	1466		7,459.80
						868852-005	03-31-03	PY	8	1428		118,991.83
						868852-006	03-31-03	PY	8	1485		30,000.00
						868852-007	03-31-03	PY	4	1469		70,399.13
						868852-008	03-31-03	PY	8	731		9,455.00
						889316-003	05-29-03	PY	8	1428		107,540.86
						889316-004	05-29-03	PY	4	1468		10,000.00
						889316-007	05-29-03	PY	52	1525		18,000.00
						889316-008	05-29-03	PY	8	1542		171,018.00

Program		Associated	Fund	Estimated	Transaction	Voucher #	Voucher	Voucher	IDIS	IDIS	Matrix	Receipted/Drawn
Year	Program	Grant Number	Type	Income for Year			Created	Type	Proj. ID	Actv. ID	Code	Amount
						889316-011	05-29-03	PY	8	1885		10,211.57
						894632-002	06-12-03	PY	8	1428		42,410.57
						901203-003	06-30-03	PY	117	1326	14B	285,867.92
						1056371-002	09-13-04	PY	2	1663		35,992.00
						1056371-003	09-13-04	PY	2	1766		1,831.21
						1056371-004	09-13-04	PY	2	1774		30,238.70
						1056371-005	09-13-04	PY	2	1775		75,471.50
						1064766-002	10-06-04	PY	2	1663		8,225.10
						1064766-005	10-06-04	PY	2	1766		2,785.01
						1064766-006	10-06-04	PY	2	1774		15,692.30
						1064766-021	10-06-04	PY	2	1774		1,619.00
						1064766-023	10-06-04	PY	2	1776		1,171.00
						1064766-025	10-06-04	PY	2	1782		1,053.18
						1064766-026	10-06-04	PY	2	1775		2,288.82
						1064768-005	10-06-04	PY	2	1776		20,698.00
						1064768-006	10-06-04	PY	2	1782		1,788.00
						1070721-006	10-21-04	PY	2	1776		350.00
						1073929-001	10-29-04	PY	2	1775		2,465.00
						1073929-002	10-29-04	PY	2	1766		235.00
						1080147-007	11-17-04	PY	2	1776		24,463.00
						1080147-008	11-17-04	PY	2	1782		32,977.80
						1091716-008	12-20-04	PY	2	1776		310.00
						1091716-009	12-20-04	PY	2	1782		6,596.00
						1100099-003	01-14-05	PY	8	1794		22,120.00
						1100110-009	01-14-05	PY	2	1776		3,885.07
						1100110-010	01-14-05	PY	2	1782		13,654.00
						1129100-002	04-06-05	PY	2	1774		7,300.00
						1129114-001	04-06-05	PY	2	1782		10,962.00
						1129114-002	04-06-05	PY	2	1776		315.00
						1141297-002	05-09-05	PY	2	1774		600.00
						1141297-007	05-09-05	PY	2	1782		22,262.00
						1141297-008	05-09-05	PY	2	1776		1,535.45

Program	Associated	Fund	Estimated		Voucher	Voucher	IDIS	IDIS	Matrix	Receipted/Drawn		
Year	Program	Grant Number	Type	Income for Year	Transaction	Voucher #	Created	Type	Proj. ID	Actv. ID	Code	Amount
						1141297-012	05-09-05	PY	2	1782		27.82
						1141297-013	05-09-05	PY	2	1785		5,449.18
						1164000-009	07-11-05	PY	2	1776		250.00
						1165713-001	07-14-05	PY	8	1695		21,165.37
						1165713-002	07-14-05	PY	2	1753		1,855.00
						1165713-003	07-14-05	PY	2	1766		1,000.00
						1165713-005	07-14-05	PY	2	1783		9,102.79
						1165713-006	07-14-05	PY	2	1906		7,416.61
											Receipts	1,358,348.02
											PI Draws	1,358,348.02
											PA Draws	0.00
											Balance	0.00
2003	HOME	M03MC390213									Total Local Account Receipts	1,358,348.02
											Total Local Account Draws	1,358,348.02
											Total Local Account Balance	0.00
2004	CDBG	B04MC390003	PI	2,500,000.00								
					RECEIPTS							
						144297-001	08-17-04					225,253.45
						151602-001	12-03-04					1,966,490.90
						152167-001	12-10-04					8,543,798.00
						155688-001	02-01-05					495,346.05
					DRAWS							
						1047715-001	08-17-04	PY	49	1567	03Z	225,253.45
						1085420-001	12-03-04	PY	75	1602	05K	4,144.35
						1085420-002	12-03-04	PY	97	1170	14H	2,636.54
						1085420-003	12-03-04	PY	97	1204	14G	15.87
						1085420-004	12-03-04	PY	2	1356	14A	1,152.50
						1085420-005	12-03-04	PY	55	1355	14G	2,382.83
						1085420-006	12-03-04	PY	26	1420	14H	6,050.97

Program		Associated	Fund	Estimated	Transaction	Voucher #	Voucher	Voucher	IDIS	IDIS	Matrix	Receipted/Drawn
Year	Program	Grant Number	Type	Income for Year			Created	Type	Proj. ID	Actv. ID	Code	Amount
						1085420-007	12-03-04	PY	2	620	14H	3,747.93
						1085420-008	12-03-04	PY	2	1708	14A	46,110.00
						1085420-009	12-03-04	PY	16	1681	19C	31,141.24
						1085477-001	12-03-04	PY	41	1717	18B	10,130.00
						1085477-002	12-03-04	PY	41	1720	18B	5,263.73
						1085477-003	12-03-04	PY	18	1714	04A	7,350.00
						1085477-004	12-03-04	PY	5	998	14H	504.51
						1085477-005	12-03-04	PY	45	1509	18A	159.40
						1085477-006	12-03-04	PY	45	1781	18A	150,000.00
						1085477-007	12-03-04	PY	69	1619	14E	3,102.00
						1085477-008	12-03-04	PY	46	1530	18C	162.50
						1085477-009	12-03-04	PY	19	1618	04A	1,350.00
						1085660-001	12-03-04	PY	65	711	17D	1,288.19
						1085660-002	12-03-04	PY	55	1174	14E	520.00
						1085660-003	12-03-04	PY	108	1185	03K	2,753.10
						1085660-004	12-03-04	PY	1	1226	14A	1,920.00
						1085660-005	12-03-04	PY	114	1316	14G	1,001.76
						1085660-006	12-03-04	PY	4	1478	14A	980.00
						1085660-007	12-03-04	PY	120	1557	14A	8,856.00
						1085660-009	12-03-04	PY	34	1446	12	250,915.00
						1085660-010	12-03-04	PY	4	1389	14H	43.75
						1085660-011	12-03-04	PY	77	1621	14G	2,448.17
						1085660-012	12-03-04	PY	44	1757	21A	2,505.97
						1085660-013	12-03-04	PY	11	1678	08	9,949.27
						1085668-001	12-03-04	PY	68	1597	14H	1,665.82
						1085668-002	12-03-04	PY	74	1601	14G	285.16
						1085668-003	12-03-04	PY	4	1620	14H	12,156.36
						1085668-004	12-03-04	PY	3	1709	05K	9,887.51
						1085668-005	12-03-04	PY	1	1677	14A	131,261.97
						1085668-006	12-03-04	PY	12	1665	05C	15,833.32
						1085668-007	12-03-04	PY	9	1664	05J	37,933.29
						1085668-008	12-03-04	PY	48	1676	05Q	9,252.99

Program		Associated	Fund	Estimated	Transaction	Voucher #	Voucher	Voucher	IDIS	IDIS	Matrix	Receipted/Drawn
Year	Program	Grant Number	Type	Income for Year			Created	Type	Proj. ID	Actv. ID	Code	Amount
						1085668009	12-03-04	PY	6	1675	13	8,442.44
						1085668010	12-03-04	PY	59	1769	17A	13,225.00
						1085668011	12-03-04	PY	43	1743	03Z	30.26
						1085673001	12-03-04	PY	43	1744	19C	34,101.76
						1085673002	12-03-04	PY	15	1688	05Z	8,057.81
						1085673003	12-03-04	PY	26	1739	05Z	14,712.31
						1085673004	12-03-04	PY	44	1441	02	86.35
						1085673005	12-03-04	PY	19	1490	04A	1,150.82
						1085673006	12-03-04	PY	47	1440	18B	7,000.00
						1085673007	12-03-04	PY	75	1777	19C	7,000.00
						1085673008	12-03-04	PY	35	1710	04	10,646.51
						1085673009	12-03-04	PY	13	1712	15	49,851.11
						1085673010	12-03-04	PY	15	1242	04	5,460.00
						1085673011	12-03-04	PY	28	1680	05I	12,114.15
						1085902001	12-06-04	PY	78	1648	05H	218.53
						1085902002	12-06-04	PY	34	1873	05H	21,885.02
						1085902003	12-06-04	PY	67	1598	14I	6,316.00
						1085902004	12-06-04	PY	57	1731	14I	150,026.94
						1088653001	12-10-04	PY	26	1420	14H	1,365.39
						1088653002	12-10-04	PY	45	1439	18A	11,874.26
						1088653003	12-10-04	PY	17	1544	19C	5,601.00
						1088653004	12-10-04	PY	69	1622	21A	1,145.45
						1088653005	12-10-04	PY	46	1661	18B	12,953.08
						1088653006	12-10-04	PY	53	1662	05H	665.16
						1088653007	12-10-04	PY	30	1764	05D	2,665.60
						1088653008	12-10-04	PY	24	1746	14A	11,059.42
						1088653009	12-10-04	PY	16	1681	19C	3,649.33
						1088653010	12-10-04	PY	59	1875	03K	197.16
						1088653011	12-10-04	PY	47	1790	05H	10,004.95
						1088653012	12-10-04	PY	18	1871	04	9,897.89
						1088653013	12-10-04	PY	27	1788	05D	6,107.63
						1088653014	12-10-04	PY	7	834	14H	63.99

Program		Associated	Fund	Estimated	Transaction	Voucher #	Voucher	Voucher	IDIS	IDIS	Matrix	Receipted/Drawn
Year	Program	Grant Number	Type	Income for Year			Created	Type	Proj. ID	Actv. ID	Code	Amount
						1088653015	12-10-04	PY	5	998	14H	11,177.43
						1097260001	01-06-05	PY	47	1696	05H	79,800.89
						1097260002	01-06-05	PY	47	1706	05H	67,810.70
						1097260003	01-06-05	PY	47	1762	05H	143,741.81
						1097260004	01-06-05	PY	27	1697	05D	43,883.87
						1097260005	01-06-05	PY	27	1707	05D	209,122.54
						1097288001	01-06-05	PY	97	1170	14H	15.70
						1097288002	01-06-05	PY	2	1356	14A	200.00
						1097288003	01-06-05	PY	55	1355	14G	73.68
						1097288005	01-06-05	PY	45	1509	18A	19,144.77
						1097288006	01-06-05	PY	69	1572	03K	17,139.34
						1097288007	01-06-05	PY	2	1708	14A	48,515.00
						1097288008	01-06-05	PY	16	1681	19C	39,498.02
						1097288009	01-06-05	PY	18	1714	04A	8,575.00
						1097288010	01-06-05	PY	5	998	14H	490.00
						1097288011	01-06-05	PY	44	1757	21A	33.75
						1097288012	01-06-05	PY	26	1420	14H	1,962.77
						1099504001	01-13-05	PY	55	1174	14E	7,906.00
						1099504002	01-13-05	PY	108	1185	03K	6,442.28
						1099504003	01-13-05	PY	65	711	17D	1,955.30
						1099504004	01-13-05	PY	114	1316	14G	3,630.15
						1099504005	01-13-05	PY	120	1557	14A	186.06
						1099504006	01-13-05	PY	34	1446	12	274,085.00
						1099504007	01-13-05	PY	77	1621	14G	11,242.93
						1099504008	01-13-05	PY	68	1597	14H	3,747.66
						1099504009	01-13-05	PY	74	1601	14G	355.91
						1099504010	01-13-05	PY	4	1620	14H	20,306.35
						1099504011	01-13-05	PY	3	1709	05K	6,105.24
						1099512001	01-13-05	PY	1	1677	14A	177,518.82
						1099512002	01-13-05	PY	63	1751	14H	335.64
						1099512003	01-13-05	PY	12	1665	05C	31,666.72
						1099512004	01-13-05	PY	9	1664	05J	10,524.61

Program		Associated	Fund	Estimated	Transaction	Voucher #	Voucher	Voucher	IDIS	IDIS	Matrix	Receipted/Drawn
Year	Program	Grant Number	Type	Income for Year			Created	Type	Proj. ID	Actv. ID	Code	Amount
						1099512005	01-13-05	PY	6	1675	13	940.26
						1099512006	01-13-05	PY	43	1744	19C	43,544.73
						1099512007	01-13-05	PY	15	1688	05Z	3,514.50
						1099512008	01-13-05	PY	2	585	02	104.29
						1099512009	01-13-05	PY	57	1562	03A	10,694.40
						1099512010	01-13-05	PY	63	784	03C	10,291.20
						1099512011	01-13-05	PY	69	1515	20	85.58
						1099519001	01-13-05	PY	69	1501	14E	765.26
						1099519002	01-13-05	PY	19	1490	04A	128.00
						1099519004	01-13-05	PY	38	1654	03F	14,652.91
						1099519005	01-13-05	PY	33	1745	03F	41,512.17
						1099519006	01-13-05	PY	35	1710	04	6,800.00
						1099519007	01-13-05	PY	15	1547	04	4,731.00
						1099519008	01-13-05	PY	13	1712	15	50,256.42
						1099519009	01-13-05	PY	14	1711	04	11,113.52
						1099519010	01-13-05	PY	15	1160	06	7,795.00
						1099519011	01-13-05	PY	15	1242	04	15.00
						1099519012	01-13-05	PY	44	1757	21A	10,340.00
						1099521-001	01-13-05	PY	15	1391	06	696.00
						1099521-002	01-13-05	PY	28	1680	05I	5,988.36
						1099521-003	01-13-05	PY	34	1873	05H	19,412.05
						1099521-004	01-13-05	PY	67	1598	14I	11,425.52
						1099521-005	01-13-05	PY	57	1731	14I	16,545.36
						1100731-001	01-18-05	PY	26	1420	14H	115.96
						1100731-002	01-18-05	PY	17	1544	19C	152.48
						1100731-003	01-18-05	PY	69	1622	21A	1,203.41
						1100731-004	01-18-05	PY	46	1661	18B	2,121.54
						1100731-005	01-18-05	PY	16	1681	19C	190.60
						1100731-006	01-18-05	PY	40	1732	18A	1,520.41
						1100731-007	01-18-05	PY	59	1875	03K	511.98
						1100731-008	01-18-05	PY	47	1790	05H	1,706.43
						1100731-009	01-18-05	PY	18	1714	04A	1,202.24

Program		Associated	Fund	Estimated	Transaction	Voucher #	Voucher	Voucher	IDIS	IDIS	Matrix	Receipted/Drawn
Year	Program	Grant Number	Type	Income for Year			Created	Type	Proj. ID	Actv. ID	Code	Amount
						1100731-010	01-18-05	PY	27	1788	05D	1,861.57
						1100731-011	01-18-05	PY	5	998	14H	303.07
						1103642-001	01-25-05	PY	47	1696	05H	50,417.96
						1103642-002	01-25-05	PY	47	1706	05H	53,208.69
						1103642-003	01-25-05	PY	32	1727	05H	25,811.51
						1103642-004	01-25-05	PY	27	1788	05D	2,292.75
						1103642-005	01-25-05	PY	27	1697	05D	28,059.00
						1103642-006	01-25-05	PY	27	1707	05D	81,614.18
						1104424-001	01-26-05	PY	8	1150	14H	824.92
						1104424-002	01-26-05	PY	8	1232	14H	56,076.41
						1104424-003	01-26-05	PY	8	1422	14H	94.63
						1104438-001	01-26-05	PY	75	1602	05K	1,747.18
						1104438-002	01-26-05	PY	2	1356	14A	7.81
						1104438-003	01-26-05	PY	55	1355	14G	302.66
						1104438-004	01-26-05	PY	26	1420	14H	9,459.24
						1104438-005	01-26-05	PY	17	1537	19C	13,929.98
						1104438-006	01-26-05	PY	2	620	14H	27.66
						1104438-007	01-26-05	PY	2	1708	14A	124,312.49
						1104438-008	01-26-05	PY	16	1681	19C	78,807.35
						1104438-009	01-26-05	PY	40	1732	18A	11,437.01
						1104438-010	01-26-05	PY	41	1717	18B	10,249.57
						1104451-001	01-26-05	PY	41	1720	18B	13,933.00
						1104451-002	01-26-05	PY	18	1714	04A	3,552.34
						1104451-003	01-26-05	PY	18	1763	04A	703.66
						1104451-004	01-26-05	PY	5	998	14H	2,795.37
						1104451-005	01-26-05	PY	97	1170	14H	1,595.00
						1104451-006	01-26-05	PY	56	1556	03A	7,094.00
						1104451-007	01-26-05	PY	45	1439	18A	39,224.01
						1104451-008	01-26-05	PY	45	1509	18A	39,428.85
						1104451-009	01-26-05	PY	69	1572	03K	146,849.64
						1104451-010	01-26-05	PY	19	1618	04A	8,156.81
						1104474-001	01-26-05	PY	40	1342	05D	46.58

Program		Associated	Fund	Estimated	Transaction	Voucher #	Voucher	Voucher	IDIS	IDIS	Matrix	Receipted/Drawn
Year	Program	Grant Number	Type	Income for Year			Created	Type	Proj. ID	Actv. ID	Code	Amount
						1104474002	01-26-05	PY	88	1192	03K	111,918.97
						1104474003	01-26-05	PY	114	1176	03K	301.57
						1104474004	01-26-05	PY	108	1185	03K	2,044.86
						1104474005	01-26-05	PY	100	1270	14E	4,345.50
						1104474006	01-26-05	PY	65	711	17D	88,664.85
						1104474007	01-26-05	PY	62	1051	14E	1,082.72
						1104474008	01-26-05	PY	1	1226	14A	1,950.00
						1104474009	01-26-05	PY	114	1316	14G	2,595.93
						1104474010	01-26-05	PY	120	1557	14A	198.89
						1104474011	01-26-05	PY	52	1390	14H	380.52
						1104481001	01-26-05	PY	77	1621	14G	11,937.14
						1104481002	01-26-05	PY	74	1601	14G	75.78
						1104481003	01-26-05	PY	4	1620	14H	6,683.05
						1104481004	01-26-05	PY	3	1709	05K	2,498.35
						1104481005	01-26-05	PY	1	1677	14A	149,047.99
						1104481006	01-26-05	PY	63	1751	14H	646.16
						1104481007	01-26-05	PY	9	1664	05J	8,106.67
						1104481008	01-26-05	PY	48	1676	05Q	4,105.67
						1104481009	01-26-05	PY	6	1675	13	2,000.00
						1104481010	01-26-05	PY	59	1769	17A	3,450.00
						1104481011	01-26-05	PY	43	1744	19C	40,843.77
						1104485001	01-26-05	PY	15	1688	05Z	2,621.91
						1104485002	01-26-05	PY	2	585	02	1,656.42
						1104485003	01-26-05	PY	36	1476	03Z	1,051.60
						1104485004	01-26-05	PY	7	1606	03S	96,159.85
						1104485005	01-26-05	PY	57	1562	03A	33,948.93
						1104485006	01-26-05	PY	26	1739	05Z	24,542.17
						1104485007	01-26-05	PY	69	1515	20	5,535.29
						1104485008	01-26-05	PY	69	1501	14E	494.31
						1104485009	01-26-05	PY	69	1514	03F	73.91
						1104485010	01-26-05	PY	19	1490	04A	1,781.57
						1104485011	01-26-05	PY	69	1877	03Z	140.40

Program		Associated	Fund	Estimated	Transaction	Voucher #	Voucher	Voucher	IDIS	IDIS	Matrix	Receipted/Drawn
Year	Program	Grant Number	Type	Income for Year			Created	Type	Proj. ID	Actv. ID	Code	Amount
						1104488-001	01-26-05	PY	42	1651	21A	9,456.56
						1104488-003	01-26-05	PY	15	1547	04	16,746.00
						1104488-005	01-26-05	PY	34	1873	05H	17,538.45
						1104488-006	01-26-05	PY	57	1731	14I	44,731.04
						1104488-007	01-26-05	PY	14	1892	06	34,565.50
						1104488-008	01-26-05	PY	14	1711	04	20,395.50
						1104488-009	01-26-05	PY	35	1891	06	10,720.21
						1104488-010	01-26-05	PY	35	1710	04	9,036.29
						1105975-001	01-31-05	PY	75	1602	05K	6,010.29
						1105975-002	01-31-05	PY	2	1356	14A	2,361.69
						1105975-003	01-31-05	PY	2	620	14H	94.42
						1105975-004	01-31-05	PY	2	1708	14A	77,956.94
						1105975-005	01-31-05	PY	16	1681	19C	9,446.59
						1105975-006	01-31-05	PY	41	1717	18B	11,770.00
						1105975-007	01-31-05	PY	41	1720	18B	1,456.05
						1105975-008	01-31-05	PY	18	1714	04A	106,580.97
						1105975-009	01-31-05	PY	18	1763	04A	1,276.00
						1105989-001	01-31-05	PY	7	1080	14G	165.00
						1105989-002	01-31-05	PY	7	834	14H	550.00
						1105989-003	01-31-05	PY	5	998	14H	1,559.00
						1105989-004	01-31-05	PY	45	1439	18A	18,366.52
						1105989-005	01-31-05	PY	45	1509	18A	4,744.40
						1105989-006	01-31-05	PY	69	1572	03K	18,618.83
						1105989-007	01-31-05	PY	69	1591	20	8,000.00
						1105989-008	01-31-05	PY	69	1619	14E	650.00
						1105989-009	01-31-05	PY	46	1545	18C	11,818.56
						1105990-001	01-31-05	PY	44	1757	21A	1,907,504.91
						1105990-002	01-31-05	PY	44	1668	19F	156,163.00
						1141990-001	05-10-05	PY	69	1877	03Z	517.76
						1141990-002	05-10-05	PY	34	1873	05H	26,039.02
						1141990-003	05-10-05	PY	20	1862	05K	6,948.84
						1141990-004	05-10-05	PY	11	1811	08	8,324.47

Program		Associated	Fund	Estimated	Transaction	Voucher #	Voucher	Voucher	IDIS	IDIS	Matrix	Receipted/Drawn
Year	Program	Grant Number	Type	Income for Year			Created	Type	Proj. ID	Actv. ID	Code	Amount
						1141990-005	05-10-05	PY	14	1805	04	17,305.09
						1141990-006	05-10-05	PY	1	1799	14A	168,311.63
						1141990-007	05-10-05	PY	59	1769	17A	5,766.43
						1141990-008	05-10-05	PY	63	1751	14H	2,965.98
						1141990-009	05-10-05	PY	58	1748	14G	4,077.38
						1141990-010	05-10-05	PY	43	1744	19C	104,521.14
						1142026-001	05-10-05	PY	49	1741	05Z	10,099.56
						1142026-002	05-10-05	PY	57	1731	14I	17,467.93
						1142026-003	05-10-05	PY	14	1711	04	103,360.86
						1142026-004	05-10-05	PY	35	1710	04	14,956.68
						1142026-005	05-10-05	PY	3	1709	05K	10,606.73
						1142026-006	05-10-05	PY	11	1678	08	12,893.00
						1142026-007	05-10-05	PY	1	1677	14A	112,134.95
						1142026-008	05-10-05	PY	6	1675	13	3,750.00
						1142026-009	05-10-05	PY	12	1665	05C	31,698.56
						1142026-010	05-10-05	PY	9	1664	05J	10,170.10
						1142028-002	05-10-05	PY	42	1651	21A	5,928.25
						1142028-003	05-10-05	PY	77	1621	14G	14,290.00
						1142028-004	05-10-05	PY	4	1620	14H	20,670.49
						1142028-005	05-10-05	PY	15	1547	04	3,903.00
						1142028-006	05-10-05	PY	80	1546	05Z	1,755.72
						1142028-007	05-10-05	PY	44	1521	02	87.11
						1142028-008	05-10-05	PY	69	1515	20	85.58
						1142028-009	05-10-05	PY	69	1501	14E	1,047.22
						1142028-010	05-10-05	PY	19	1490	04A	27,421.07
						1142028-011	05-10-05	PY	44	1824	21A	5,615.99
						1142028-012	05-10-05	PY	15	1655	06	10,287.62
						1142034-001	05-10-05	PY	36	1476	03Z	844.53
						1142034-002	05-10-05	PY	15	1391	06	368.48
						1142034-003	05-10-05	PY	52	1390	14H	690.11
						1142034-004	05-10-05	PY	114	1316	14G	1,591.74
						1142034-005	05-10-05	PY	103	1261	14E	297.69

Program		Associated	Fund	Estimated	Transaction	Voucher #	Voucher	Voucher	IDIS	IDIS	Matrix	Receipted/Drawn
Year	Program	Grant Number	Type	Income for Year			Created	Type	Proj. ID	Actv. ID	Code	Amount
						1142034006	05-10-05	PY	108	1185	03K	2,219.04
						1142034007	05-10-05	PY	55	1174	14E	2,392.40
						1142034008	05-10-05	PY	9	928	14B	2,966.62
						1142034009	05-10-05	PY	65	711	17D	42,628.78
						1142034011	05-10-05	PY	44	1824	21A	900.27
						1142034012	05-10-05	PY	2	585	02	562.69
						1146043001	05-20-05	PY	47	1696	05H	3,802.73
						1146043002	05-20-05	PY	47	1706	05H	21,578.49
						1146043003	05-20-05	PY	32	1727	05H	12,928.10
						1146043004	05-20-05	PY	27	1697	05D	20,402.49
						1146043005	05-20-05	PY	27	1707	05D	74,440.68
						1146043006	05-20-05	PY	53	1662	05H	2,000.00
						1146043007	05-20-05	PY	30	1764	05D	678.95
						1148101001	05-26-05	PY	26	1420	14H	1,056.52
						1148101002	05-26-05	PY	17	1544	19C	508.56
						1148101003	05-26-05	PY	24	1746	14A	3,493.76
						1148101004	05-26-05	PY	16	1681	19C	2,188.50
						1148101005	05-26-05	PY	40	1732	18A	6,342.61
						1148101006	05-26-05	PY	41	1913	18B	3,332.45
						1148101007	05-26-05	PY	18	1763	04A	5,009.31
						1148101008	05-26-05	PY	47	1790	05H	3,257.76
						1148101009	05-26-05	PY	27	1788	05D	5,002.98
						1148101010	05-26-05	PY	69	1622	21A	1,017.47
						1148101011	05-26-05	PY	46	1661	18B	2,407.35
						1148108001	05-26-05	PY	120	1557	14A	1,420.60
						1148108002	05-26-05	PY	26	1420	14H	8,308.21
						1148108003	05-26-05	PY	2	620	14H	96.52
						1148108004	05-26-05	PY	2	1708	14A	37,826.75
						1148108005	05-26-05	PY	18	1714	04A	11,841.77
						1148108006	05-26-05	PY	18	1763	04A	1,036.43
						1148108007	05-26-05	PY	2	1830	14A	59,427.00
						1148108008	05-26-05	PY	97	1170	14H	1,649.78

Program		Associated	Fund	Estimated	Transaction	Voucher #	Voucher	Voucher	IDIS	IDIS	Matrix	Receipted/Drawn
Year	Program	Grant Number	Type	Income for Year			Created	Type	Proj. ID	Actv. ID	Code	Amount
						1148108009	05-26-05	PY	97	1204	14G	16.22
						1148108010	05-26-05	PY	45	1509	18A	8,106.47
						1148108011	05-26-05	PY	69	1572	03K	8,836.65
						1148108012	05-26-05	PY	69	1591	20	12,000.00
						1148108013	05-26-05	PY	19	1534	04A	65,107.01
						1152774001	06-09-05	PY	97	1170	14H	15.02
						1152774002	06-09-05	PY	2	1356	14A	4.69
						1152774003	06-09-05	PY	2	620	14H	126.54
						1152774004	06-09-05	PY	2	1708	14A	107,394.77
						1152774005	06-09-05	PY	24	1746	14A	1,251.00
						1152774006	06-09-05	PY	16	1681	19C	73,625.16
						1152774007	06-09-05	PY	40	1732	18A	56.00
						1152774008	06-09-05	PY	59	1875	03K	16.80
						1152774009	06-09-05	PY	41	1720	18B	2,764.04
						1152774010	06-09-05	PY	41	1717	18B	4,515.00
						1152774011	06-09-05	PY	41	1723	18B	29,458.29
						1152779001	06-09-05	PY	18	1714	04A	29,065.01
						1152779002	06-09-05	PY	18	1763	04A	2,190.27
						1152779003	06-09-05	PY	18	1871	04	13,800.00
						1152779004	06-09-05	PY	2	1830	14A	92,202.85
						1152779005	06-09-05	PY	40	1809	18A	19,811.03
						1152779006	06-09-05	PY	5	998	14H	41,337.42
						1152779007	06-09-05	PY	56	1556	03A	14,047.58
						1152779008	06-09-05	PY	45	1439	18A	37,817.04
						1152779009	06-09-05	PY	45	1509	18A	4,887.52
						1152779010	06-09-05	PY	69	1574	04	246.53
						1152779011	06-09-05	PY	69	1591	20	10,000.00
						1152794001	06-09-05	PY	11	1678	08	10,030.00
						1152794002	06-09-05	PY	20	1862	05K	10,462.56
						1152794003	06-09-05	PY	11	1811	08	7,226.84
						1152794004	06-09-05	PY	80	1546	05Z	119.71
						1152794005	06-09-05	PY	49	1741	05Z	752.39

Program		Associated	Fund	Estimated	Transaction	Voucher #	Voucher	Voucher	IDIS	IDIS	Matrix	Receipted/Drawn
Year	Program	Grant Number	Type	Income for Year			Created	Type	Proj. ID	Actv. ID	Code	Amount
						1152794006	06-09-05	PY	55	1174	14E	7,935.08
						1152794007	06-09-05	PY	108	1185	03K	868.89
						1152794008	06-09-05	PY	103	1261	14E	5,396.92
						1152794009	06-09-05	PY	65	711	17D	9,751.09
						1152794010	06-09-05	PY	62	1051	14E	131.02
						1152794011	06-09-05	PY	1	1226	14A	2,100.00
						1152803001	06-09-05	PY	114	1316	14G	924.59
						1152803002	06-09-05	PY	4	1389	14H	138.02
						1152803003	06-09-05	PY	52	1390	14H	1,375.66
						1152803004	06-09-05	PY	52	1559	14B	4,219.43
						1152803005	06-09-05	PY	77	1621	14G	29,306.42
						1152803006	06-09-05	PY	4	1620	14H	23,478.50
						1152803007	06-09-05	PY	3	1709	05K	12,873.73
						1152803008	06-09-05	PY	1	1677	14A	10,392.31
						1152803009	06-09-05	PY	63	1751	14H	1,052.22
						1152803010	06-09-05	PY	59	1769	17A	6,845.00
						1152803011	06-09-05	PY	59	1917	14E	13,328.58
						1152808001	06-09-05	PY	37	1752	21A	9,240.00
						1152808002	06-09-05	PY	43	1744	19C	41,444.76
						1152808003	06-09-05	PY	1	1799	14A	280,758.44
						1152808004	06-09-05	PY	56	1797	14H	1,117.32
						1152808005	06-09-05	PY	12	1857	05C	25,060.88
						1152808006	06-09-05	PY	9	1816	05J	42,386.63
						1152808007	06-09-05	PY	48	1815	05Q	15,902.36
						1152808008	06-09-05	PY	43	1813	19C	120,649.23
						1152808009	06-09-05	PY	9	928	14B	17,047.92
						1152808010	06-09-05	PY	99	1271	03Z	6,213.51
						1152808011	06-09-05	PY	36	1476	03Z	314.73
						1153031001	06-10-05	PY	39	1671	03E	35,791.92
						1153929001	06-13-05	PY	47	1696	05H	21,000.00
						1153929002	06-13-05	PY	47	1706	05H	19,971.43
						1153929003	06-13-05	PY	32	1727	05H	6,485.39

Program		Associated	Fund	Estimated	Transaction	Voucher #	Voucher	Voucher	IDIS	IDIS	Matrix	Receipted/Drawn
Year	Program	Grant Number	Type	Income for Year			Created	Type	Proj. ID	Actv. ID	Code	Amount
						1153929005	06-13-05	PY	27	1707	05D	44,846.66
						1153929006	06-13-05	PY	30	1764	05D	1,060.56
						1153929007	06-13-05	PY	44	1824	21A	11,131.16
						1153929008	06-13-05	PY	27	1697	05D	6,091.81
						1154097001	06-14-05	PY	120	1557	14A	129.11
						1154097002	06-14-05	PY	17	1544	19C	688.79
						1154097003	06-14-05	PY	16	1681	19C	4,236.22
						1154097004	06-14-05	PY	40	1732	18A	8,165.51
						1154097005	06-14-05	PY	41	1913	18B	2,183.33
						1154097006	06-14-05	PY	18	1763	04A	6,675.66
						1154097007	06-14-05	PY	47	1790	05H	3,102.62
						1154097008	06-14-05	PY	27	1788	05D	3,102.62
						1154097009	06-14-05	PY	69	1622	21A	797.37
						1154097010	06-14-05	PY	46	1661	18B	2,978.99
						1154120001	06-14-05	PY	26	1739	05Z	4,967.06
						1154120002	06-14-05	PY	10	1728	03C	50,000.00
						1154120003	06-14-05	PY	44	1828	21A	10,000.00
						1154120004	06-14-05	PY	32	1806	05H	7,500.00
						1154120005	06-14-05	PY	64	1898	05C	1,333.36
						1154120006	06-14-05	PY	44	1441	02	185.50
						1154120007	06-14-05	PY	69	1515	20	137.80
						1154120008	06-14-05	PY	69	1501	14E	5,300.94
						1154120009	06-14-05	PY	19	1490	04A	24,975.62
						1154120010	06-14-05	PY	75	1777	19C	10,008.22
						1154127001	06-14-05	PY	69	1877	03Z	70.20
						1154127002	06-14-05	PY	33	1745	03F	59,393.62
						1154127003	06-14-05	PY	15	1655	06	2,220.09
						1154127005	06-14-05	PY	15	1547	04	17,550.41
						1154127006	06-14-05	PY	13	1712	15	85,650.31
						1154127007	06-14-05	PY	14	1711	04	57,295.00
						1154127008	06-14-05	PY	13	1812	15	55,281.00
						1154127009	06-14-05	PY	14	1805	04	98,555.58

Program	Associated	Fund	Estimated		Voucher	Voucher	IDIS	IDIS	Matrix	Receipted/Drawn		
Year	Program	Grant Number	Type	Income for Year	Transaction	Voucher #	Created	Type	Proj. ID	Actv. ID	Code	Amount
						1154127-011	06-14-05	PY	34	1873	05H	23,943.44
						1154127-012	06-14-05	PY	34	1836	05H	29,903.53
						1154127-013	06-14-05	PY	44	1824	21A	368.48
						1154127-014	06-14-05	PY	15	1391	06	17,739.50
						1154127-015	06-14-05	PY	35	1891	06	10,224.28
						1154127-016	06-14-05	PY	35	1710	04	615.72
						1157981-001	06-23-05	PY	44	1824	21A	957,471.36
						1167639-002	07-20-05	PY	44	1824	21A	224,334.64
											PI Receipts	11,230,888.40
											PI Draws	11,230,888.40
											PI Balance	0.00
2004	CDBG										Total CDBG Receipts*:	11,230,888.4
											Total CDBG Draws against Receipts*:	11,230,888.4
											Total CDBG Receipt Fund Balance*:	0.00
2005	CDBG	B05MC390003	PI	2,000,000.00								
					RECEIPTS							
						171276-001	09-02-05					505,107.36
						174460-001	10-13-05					440,778.63
						175106-001	10-24-05					199,992.68
						175220-001	10-25-05					642,071.40
						175243-001	10-26-05					102,686.05
						175503-001	10-31-05					194,866.77
						180596-001	01-12-06					1,238,912.00
						180597-001	01-12-06					0.06
					DRAWS							
						1183531-002	09-02-05	PY	44	1824	21A	505,107.36
						1197961-001	10-13-05	PY	47	1868	05H	372,796.98
						1197961-003	10-13-05	PY	27	1864	05D	67,981.65
						1201576-001	10-24-05	PY	1	1799	14A	199,992.68

Program		Associated	Fund	Estimated	Transaction	Voucher #	Voucher	Voucher	IDIS	IDIS	Matrix	Receipted/Drawn
Year	Program	Grant Number	Type	Income for Year			Created	Type	Proj. ID	Actv. ID	Code	Amount
						1202360-001	10-26-05	PY	18	1922	01	500,000.00
						1202360-002	10-26-05	PY	2	1708	14A	100,411.89
						1202360-004	10-26-05	PY	16	1681	19C	41,659.51
						1202392-002	10-26-05	PY	44	1824	21A	102,686.05
						1204127-001	10-31-05	PY	1	1799	14A	111,718.87
						1204127-002	10-31-05	PY	32	1806	05H	51,405.67
						1204127-011	10-31-05	PY	30	1730	03P	31,742.23
						1237201-001	02-02-06	PY	8	1150	14H	8,939.61
						1237201-002	02-02-06	PY	8	1232	14H	40,449.46
						1237201-003	02-02-06	PY	8	1422	14H	20,040.10
						1237210-002	02-02-06	PY	47	1696	05H	17,704.02
						1237210-003	02-02-06	PY	47	1868	05H	77,039.54
						1237210-004	02-02-06	PY	27	1864	05D	109,055.82
						1237210-005	02-02-06	PY	53	1662	05H	1,903.45
						1237300-001	02-02-06	PY	2	1708	14A	35,126.69
						1237300-002	02-02-06	PY	24	1746	14A	3,987.50
						1237300-003	02-02-06	PY	40	1732	18A	4,068.36
						1237300-004	02-02-06	PY	59	1919	14E	48,046.12
						1237300-005	02-02-06	PY	41	1913	18B	4,512.00
						1237300-007	02-02-06	PY	18	1763	04A	203.00
						1237300-008	02-02-06	PY	2	1830	14A	84,550.00
						1237300-009	02-02-06	PY	18	1714	04A	940.00
						1237304-001	02-02-06	PY	16	1837	19C	46,422.98
						1237304-002	02-02-06	PY	59	1832	03K	592.41
						1237304-003	02-02-06	PY	41	1872	18C	18,353.65
						1237304-004	02-02-06	PY	7	834	14H	1,053.50
						1237304-005	02-02-06	PY	69	1572	03K	3,114.32
						1237513-001	02-03-06	PY	40	1732	18A	14,480.69
						1237513-002	02-03-06	PY	41	1913	18B	177.85
						1237513-003	02-03-06	PY	18	1763	04A	2,549.62
						1237513-004	02-03-06	PY	2	1830	14A	7,260.19
						1237513-005	02-03-06	PY	16	1837	19C	12,489.71

Program		Associated	Fund	Estimated	Transaction	Voucher #	Voucher	Voucher	IDIS	IDIS	Matrix	Receipted/Drawn
Year	Program	Grant Number	Type	Income for Year			Created	Type	Proj. ID	Actv. ID	Code	Amount
						1237513-006	02-03-06	PY	59	1832	03K	9,921.22
						1237513-007	02-03-06	PY	41	1912	18B	14,149.25
						1237513-008	02-03-06	PY	18	1870	04A	5,588.60
						1237513-009	02-03-06	PY	69	1622	21A	1,566.50
						1238088-001	02-06-06	PY	17	1543	19C	5,721.99
						1238088-002	02-06-06	PY	2	1708	14A	18,002.10
						1238088-003	02-06-06	PY	40	1732	18A	62.44
						1238088-004	02-06-06	PY	59	1875	03K	2,131.62
						1238088-005	02-06-06	PY	41	1913	18B	1,257.60
						1238088-006	02-06-06	PY	18	1714	04A	460.00
						1238088-007	02-06-06	PY	18	1763	04A	8,910.31
						1238088-008	02-06-06	PY	2	1830	14A	82,290.78
						1238088-009	02-06-06	PY	16	1837	19C	26,224.02
						1238088-010	02-06-06	PY	4	1861	14B	6,053.96
						1238093-001	02-06-06	PY	59	1832	03K	7,714.79
						1238093-002	02-06-06	PY	59	1953	14E	101.70
						1238093-003	02-06-06	PY	41	1872	18C	20,887.74
						1238093-004	02-06-06	PY	18	1959	04A	44,643.00
						1238093-005	02-06-06	PY	18	1870	04A	3,069.41
						1238093-006	02-06-06	PY	69	1572	03K	1,600.52
						1238093-007	02-06-06	PY	69	1574	04	7,013.34
						1238093-008	02-06-06	PY	69	1619	14E	27,765.00
						1238093-009	02-06-06	PY	69	1622	21A	136.74
						1238123-001	02-06-06	PY	24	1847	01	1,084.04
						1238123-002	02-06-06	PY	14	1805	04	112,829.48
						1238123-003	02-06-06	PY	1	1799	14A	98,435.19
						1238123-004	02-06-06	PY	53	1729	03Z	97,711.39
						1238123-005	02-06-06	PY	32	1806	05H	10,904.71
						1238522-002	02-07-06	PY	32	1806	05H	59,613.93
						1238656-002	02-07-06	PY	44	1824	21A	0.10

Program	Associated	Fund	Estimated		Voucher	Voucher	IDIS	IDIS	Matrix	Receipted/Drawn			
Year	Program	Grant Number	Type	Income for Year	Transaction	Voucher #	Created	Type	Proj. ID	Actv. ID	Code	Amount	
											PI Receipts	3,324,414.95	
											PI Draws	3,324,414.95	
											PI Balance	0.00	
2005	CDBG											Total CDBG Receipts*:	3,324,414.95
											Total CDBG Draws against Receipts*:	3,324,414.95	
											Total CDBG Receipt Fund Balance*:	0.00	
2005	HOME	M05MC390213	PI	445,756.13	RECEIPTS	167692-001	07-12-05					445,756.13	
			PI		DRAWS								
						1165713007	07-14-05	PY	2	1906		5,717.39	
						1169943009	07-26-05	PY	2	1776		100.00	
						1170747001	07-28-05	PY	2	1786		7,471.44	
						1170747002	07-28-05	PY	2	1660	14A	350.50	
						1170747003	07-28-05	PY	2	1783		206.62	
						1170747004	07-28-05	PY	2	1906		750.00	
						1170747005	07-28-05	PY	2	1725		527.72	
						1191682003	09-27-05	PY	6	1952		7,053.00	
						1193541001	09-30-05	PY	2	1786		3,393.71	
						1193541002	09-30-05	PY	2	1785		1,480.38	
						1200877003	10-21-05	PY	6	1916		750.00	
						1200877004	10-21-05	PY	6	1939		750.00	
						1200877006	10-21-05	PY	6	1947		750.00	
						1200877007	10-21-05	PY	6	1955		2,883.00	
						1200925002	10-21-05	PY	6	1876		750.00	
						1200925006	10-21-05	PY	2	1663		12,073.20	
						1200925008	10-21-05	PY	2	1774		923.00	
						1200925009	10-21-05	PY	2	1783		996.00	
						1200925010	10-21-05	PY	2	1906		1,265.00	

Program		Associated	Fund	Estimated	Transaction	Voucher #	Voucher	Voucher	IDIS	IDIS	Matrix	Receipted/Drawn
Year	Program	Grant Number	Type	Income for Year			Created	Type	Proj. ID	Actv. ID	Code	Amount
						1200934001	10-21-05	PY	2	1786		1,336.00
						1200934002	10-21-05	PY	2	1725		4,530.00
						1200934003	10-21-05	PY	2	1753		4,397.24
						1200934004	10-21-05	PY	2	1785		1,198.82
						1201498004	10-24-05	PY	2	1786		5,834.35
						1201498006	10-24-05	PY	2	1785		344.62
						1201498010	10-24-05	PY	2	1725		511.89
						1207131001	11-08-05	PY	2	1725		736.50
						1207131002	11-08-05	PY	6	1918		750.00
						1207131003	11-08-05	PY	6	1924		750.00
						1207131004	11-08-05	PY	6	1931		750.00
						1207131005	11-08-05	PY	6	1934		750.00
						1207131006	11-08-05	PY	6	1941		750.00
						1207131007	11-08-05	PY	6	1921		750.00
						1207131008	11-08-05	PY	6	1925		750.00
						1207141001	11-08-05	PY	6	1926		750.00
						1207141002	11-08-05	PY	6	1947		750.00
						1207141003	11-08-05	PY	6	1909		750.00
						1207141004	11-08-05	PY	6	1933		750.00
						1207141005	11-08-05	PY	6	1945		750.00
						1207141006	11-08-05	PY	6	1937		750.00
						1207141007	11-08-05	PY	6	1952		750.00
						1212479001	11-22-05	PY	2	1753		7,122.76
						1215682004	12-02-05	PY	6	1947		750.00
						1215682005	12-02-05	PY	6	1955		750.00
						1271622002	05-05-06	PY	46	1902		647.00
						1276796007	05-18-06	PY	2	2033		3,738.65
						1276802005	05-18-06	PY	2	1776		408.48
						1276834004	05-18-06	PY	2	1776		1,770.00
						1276841008	05-18-06	PY	2	1907		3,525.00
						1276994001	05-19-06	PY	46	2028		1,358.00
						1288188002	06-20-06	PY	30	2062		202,753.73

Program		Associated	Fund	Estimated	Transaction	Voucher #	Voucher	Voucher	IDIS	IDIS	Matrix	Receipted/Drawn
Year	Program	Grant Number	Type	Income for Year			Created	Type	Proj. ID	Actv. ID	Code	Amount
						1293964001	07-05-06	PY	46	2073		6,753.50
						1293968001	07-05-06	PY	46	2074		6,753.50
						1322133002	09-20-06	PY	6	1899		750.00
						1322133004	09-20-06	PY	6	1914		750.00
						1322133005	09-20-06	PY	6	1915		750.00
						1322144005	09-20-06	PY	6	1932		750.00
						1322144008	09-20-06	PY	6	1938		1,200.00
						1322144009	09-20-06	PY	6	1942		750.00
						1322144011	09-20-06	PY	6	1967		750.00
						1322149006	09-20-06	PY	6	2060		6,514.00
						1322149007	09-20-06	PY	6	2063		5,807.50
						1322149008	09-20-06	PY	6	2064		7,860.00
						1322149009	09-20-06	PY	6	2065		8,205.00
						1322149010	09-20-06	PY	6	2068		7,845.00
						1322155001	09-20-06	PY	6	2069		5,188.00
						1322155002	09-20-06	PY	6	2071		5,960.00
						1322165004	09-20-06	PY	6	2098		5,525.00
						1322165005	09-20-06	PY	6	2107		6,160.00
						1322165006	09-20-06	PY	6	2108		8,755.00
						1322165007	09-20-06	PY	6	2109		5,583.50
						1322165008	09-20-06	PY	6	2111		6,370.00
						1322165009	09-20-06	PY	6	2112		5,980.00
						1322165010	09-20-06	PY	6	2113		4,770.00
						1322165011	09-20-06	PY	6	2116		5,760.00
						1322165012	09-20-06	PY	6	2118		6,293.00
						1329924003	10-10-06	PY	6	2121		6,720.00
						1329924007	10-10-06	PY	46	1957		6,688.50
						1329924009	10-10-06	PY	46	2025		8,200.00
						1348787007	12-01-06	PY	6	2060		750.00
						1348787008	12-01-06	PY	6	2063		750.00
						1348803001	12-01-06	PY	6	2071		460.63

Program	Associated	Fund	Estimated		Voucher	Voucher	IDIS	IDIS	Matrix	Receipted/Drawn		
Year	Program	Grant Number	Type	Income for Year	Transaction	Voucher #	Created	Type	Proj. ID	Actv. ID	Code	Amount
											Receipts	445,756.13
											PI Draws	445,756.13
											PA Draws	0.00
											Balance	0.00
2005	HOME	M05MC390213									Total Local Account Receipts	445,756.13
											Total Local Account Draws	445,756.13
											Total Local Account Balance	0.00
2006	CDBG	B06MC390003	PI	2,000,000.00								
					RECEIPTS							
						195837-001	08-10-06					338,661.98
						198835-001	09-21-06					526,959.42
						207939-001	01-31-07					1,345,370.90
						207957-001	01-31-07					0.02
						208119-001	02-02-07					371,991.75
					DRAWS							
						1307566-001	08-10-06	PY	21	1999	14A	323,227.36
						1307566-002	08-10-06	PY	50	2024	05H	15,434.62
						1322685-001	09-21-06	PY	68	1791	17C	362,525.00
						1322685-002	09-21-06	PY	15	1242	04	15,190.00
						1322685-003	09-21-06	PY	22	2000	14I	149,244.42
						1370843-001	01-31-07	PY	8	1989	08	6,950.93
						1370843-002	01-31-07	PY	103	1261	14E	33,805.00
						1370843-003	01-31-07	PY	10	1991	19C	83,167.87
						1370843-004	01-31-07	PY	50	2024	05H	26,499.57
						1370843-005	01-31-07	PY	15	1996	19C	13,282.63
						1370843-006	01-31-07	PY	6	1986	05H	51,800.12
						1370843-007	01-31-07	PY	49	2023	05D	44,393.98
						1370843-008	01-31-07	PY	4	1985	05H	7,693.30
						1370843-009	01-31-07	PY	29	2006	05C	3,200.00

Program		Associated	Fund	Estimated	Transaction	Voucher #	Voucher	Voucher	IDIS	IDIS	Matrix	Receipted/Drawn
Year	Program	Grant Number	Type	Income for Year			Created	Type	Proj. ID	Actv. ID	Code	Amount
						1370843010	01-31-07	PY	30	2091	14I	27,756.00
						1370843011	01-31-07	PY	52	1390	14H	1,140.37
						1370847001	01-31-07	PY	52	1559	14B	1,408.81
						1370847002	01-31-07	PY	52	1565	14B	133,890.76
						1370847003	01-31-07	PY	77	1621	14G	142.67
						1370847004	01-31-07	PY	4	1620	14H	176.23
						1370847005	01-31-07	PY	59	1917	14E	450.00
						1370847006	01-31-07	PY	24	1847	01	35,726.71
						1370847007	01-31-07	PY	4	1963	01	6,786.83
						1370847008	01-31-07	PY	39	1834	02	12,554.90
						1370847009	01-31-07	PY	59	1956	16B	13,536.00
						1370847011	01-31-07	PY	59	1883	03K	133.74
						1370847012	09-17-12	PY	15	3173	04	144.39
						1370852001	01-31-07	PY	66	1962	05Z	4,278.10
						1370852002	01-31-07	PY	41	2009	05K	5,826.91
						1370852003	01-31-07	PY	21	1999	14A	169,088.84
						1370852004	01-31-07	PY	40	2008	14H	2,816.69
						1370852005	01-31-07	PY	48	2020	05C	52,435.42
						1370852006	01-31-07	PY	14	1995	05J	31,126.13
						1370852007	01-31-07	PY	9	928	14B	37,169.58
						1370852008	01-31-07	PY	2	585	02	15.65
						1370852009	01-31-07	PY	61	1736	03M	91,358.68
						1370852010	01-31-07	PY	50	1734	03A	8,787.08
						1370852011	01-31-07	PY	60	1740	03P	4,553.00
						1370862002	01-31-07	PY	69	1658	03K	172.50
						1370862004	01-31-07	PY	75	1777	19C	32,874.80
						1370862005	01-31-07	PY	24	2114	17C	219,364.29
						1370862006	01-31-07	PY	25	2003	02	313.34
						1370862007	01-31-07	PY	14	1711	04	6,120.00
						1370862008	01-31-07	PY	14	1805	04	759.00
						1370862009	01-31-07	PY	9	1990	15	42,871.14
						1370862010	01-31-07	PY	3	1984	04	10,243.75

Program	Associated	Fund	Estimated		Voucher	Voucher	IDIS	IDIS	Matrix	Receipted/Drawn		
Year	Program	Grant Number	Type	Income for Year	Transaction	Voucher #	Created	Type	Proj. ID	Actv. ID	Code	Amount
						1370862011	01-31-07	PY	11	1992	05I	2,412.54
						1370862012	01-31-07	PY	22	2000	14I	4,196.50
						1370862013	01-31-07	PY	67	2252	05M	19,862.75
						1370862014	01-31-07	PY	67	2075	03P	40,000.00
						1370862015	01-31-07	PY	19	2145	08	53,488.60
						1370862016	01-31-07	PY	19	1490	04A	594.82
						1371971-002	02-02-07	PY	17	1987	21A	371,991.75
											PI Receipts	2,582,984.07
											PI Draws	2,582,984.07
											PI Balance	0.00
2006	CDBG										Total CDBG Receipts*:	2,582,984.07
											Total CDBG Draws against Receipts*:	2,582,984.07
											Total CDBG Receipt Fund Balance*:	0.00
2006	HOME	M06MC390213	PI	271,355.71	RECEIPTS							
						193582-001	07-11-06					271,355.71
			PI		DRAWS							
						1348803002	12-01-06	PY	6	2071		289.37
						1348803009	12-01-06	PY	6	2098		1,087.50
						1348803010	12-01-06	PY	6	2107		270.00
						1348803011	12-01-06	PY	6	2108		37.50
						1348852001	12-01-06	PY	6	2109		1,050.00
						1348852002	12-01-06	PY	6	2111		1,125.00
						1348852003	12-01-06	PY	6	2113		1,050.00
						1348852004	12-01-06	PY	6	2116		375.00
						1348852005	12-01-06	PY	6	2121		375.00
						1348852006	12-01-06	PY	6	2122		7,242.50
						1357108004	12-21-06	PY	6	1942		450.00
						1357108006	12-21-06	PY	6	1967		525.00

Program	Associated	Fund	Estimated		Voucher	Voucher	IDIS	IDIS	Matrix	Receipted/Drawn		
Year	Program	Grant Number	Type	Income for Year	Transaction	Voucher #	Created	Type	Proj. ID	Actv. ID	Code	Amount
						1357130-005	12-21-06	PY	6	2112		1,012.50
						1357191-005	12-21-06	PY	30	2134		2,946.50
						1437721-009	08-06-07	PY	46	1957		1,500.00
						1437744-010	08-06-07	PY	46	2028		1,500.00
						1437744-011	08-06-07	PY	30	2134		2,500.00
						1438149-001	08-07-07	PY	2	2226		5,620.71
						1438149-002	08-07-07	PY	2	2228		48,298.64
						1438149-003	08-07-07	PY	6	2231		4,650.00
						1438149-004	08-07-07	PY	6	2232		8,500.00
						1438149-005	08-07-07	PY	6	2236		7,350.00
						1438149-006	08-07-07	PY	6	2237		142,900.78
						1438149-007	08-07-07	PY	6	2238		5,950.00
						1438149-008	08-07-07	PY	6	2241		4,712.50
						1438149-009	08-07-07	PY	6	2242		6,500.00
						1438149-010	08-07-07	PY	6	2243		5,760.00
						1438201-001	08-07-07	PY	6	2245		7,000.00
						1438201-002	08-07-07	PY	6	2246		777.21
											Receipts	271,355.71
											PI Draws	271,355.71
											PA Draws	0.00
											Balance	0.00
2006	HOME	M06MC390213									Total Local Account Receipts	271,355.71
											Total Local Account Draws	271,355.71
											Total Local Account Balance	0.00
2007	CDBG	B07MC390003	PI	2,000,000.00	RECEIPTS							
						224512-001	09-28-07					298,973.63
						226617-001	11-07-07					372,912.42
						232076-001	02-01-08					700,313.94

Program		Associated	Fund	Estimated	Transaction	Voucher #	Voucher	Voucher	IDIS	IDIS	Matrix	Receipted/Drawn
Year	Program	Grant Number	Type	Income for Year			Created	Type	Proj. ID	Actv. ID	Code	Amount
						232145-001	02-01-08					767,356.07
						233025-001	02-15-08					346,194.17
						5030456-001	11-10-10		18	2268	05H	25,982.41
					DRAWS							
						1457981-002	10-01-07	PY	30	2216	21A	298,973.63
						1487610-002	12-20-07	PY	30	2216	21A	298,973.63
						1504854-001	02-11-08	PY	47	2212	05K	5,666.52
						1504854-002	02-11-08	PY	23	2193	08	5,650.00
						1504854-003	02-11-08	PY	3	2165	05H	148,612.87
						1504854-005	02-11-08	PY	17	2187	05H	9,878.36
						1504854-006	02-11-08	PY	30	2091	14I	18.89
						1504854-007	02-11-08	PY	52	1565	14B	590.15
						1504854-008	02-11-08	PY	77	1621	14G	3,532.41
						1504854-009	02-11-08	PY	24	1889	01	1,033.75
						1504854-010	02-11-08	PY	59	1917	14E	300.00
						1504854-011	11-15-10	PY	18	2268	05H	25,982.41
						1504860-001	02-11-08	PY	24	1847	01	3,641.12
						1504860-002	02-11-08	PY	4	1963	01	6,420.00
						1504860-003	02-11-08	PY	39	1834	02	2,063.00
						1504860-004	02-11-08	PY	15	2182	05K	4,160.89
						1504860-005	02-11-08	PY	33	2214	14A	185,140.06
						1504860-006	02-11-08	PY	48	2213	05C	23,415.78
						1504860-007	02-11-08	PY	5	2167	05J	29,328.07
						1504860-008	02-11-08	PY	4	2166	05Q	5,147.58
						1504860-009	02-11-08	PY	38	2206	19C	69,136.07
						1504860-010	02-11-08	PY	50	2312	02	1,035.00
						1504861-001	02-11-08	PY	67	2252	05M	10,549.59
						1504861-002	02-11-08	PY	69	1658	03K	1,426.10
						1504861-003	02-11-08	PY	25	2003	02	1,236.77
						1504861-004	02-11-08	PY	37	2205	02	316.00
						1504861-005	02-11-08	PY	40	2207	05Z	4,484.16
						1504861-006	02-11-08	PY	14	1894	06	8,035.00

Program		Associated	Fund	Estimated	Transaction	Voucher #	Voucher	Voucher	IDIS	IDIS	Matrix	Receipted/Drawn
Year	Program	Grant Number	Type	Income for Year			Created	Type	Proj. ID	Actv. ID	Code	Amount
						1504861-007	02-11-08	PY	9	1990	15	95.86
						1504861-008	02-11-08	PY	3	2249	06	1,839.50
						1504861-009	02-11-08	PY	21	2191	04	39,162.50
						1504861-010	02-11-08	PY	29	2199	05H	24,634.00
						1504861-011	02-11-08	PY	34	2202	14I	151,720.32
						1505295-001	02-12-08	PY	58	1748	14G	966.66
						1505295-002	02-12-08	PY	28	2005	14A	1,957.22
						1505295-003	02-12-08	PY	26	2016	19C	3,977.46
						1505295-004	02-12-08	PY	32	2200	14H	3,889.92
						1505295-005	02-12-08	PY	45	2211	14B	2,709.32
						1505295-006	02-12-08	PY	22	2192	18A	350.26
						1505295-008	02-12-08	PY	16	2186	18B	22,608.73
						1505295-009	02-12-08	PY	45	2359	04A	60.23
						1505295-010	09-17-12	PY	15	3173	04	23,561.77
						1507091-001	02-15-08	PY	19	2253	05H	32,664.66
						1507091-002	02-15-08	PY	20	2233	14A	7,825.00
						1507091-003	02-15-08	PY	58	2247	14A	9,468.85
						1507091-004	02-15-08	PY	4	1747	03K	106,755.12
						1507091-005	02-15-08	PY	20	2234	14A	2,318.26
						1507091-006	02-15-08	PY	59	1832	03K	6,353.60
						1507091-007	02-15-08	PY	59	1953	14E	22,138.42
						1507091-008	02-15-08	PY	41	1860	18B	3,133.44
						1507091-009	02-15-08	PY	41	2120	18A	4,000.00
						1507091-010	02-15-08	PY	20	2230	14A	45,589.24
						1507105-001	02-15-08	PY	28	2005	14A	1,332.41
						1507105-002	02-15-08	PY	28	2115	14A	1,462.50
						1507105-003	02-15-08	PY	44	2015	14H	7.82
						1507105-004	02-15-08	PY	44	2110	14E	768.75
						1507105-005	02-15-08	PY	32	2200	14H	70,302.96
						1507105-006	02-15-08	PY	45	2211	14B	18,511.57
						1507105-007	02-15-08	PY	45	1439	18A	15,728.04
						1507105-008	02-15-08	PY	24	2161	03G	20,750.00

Program	Associated	Fund	Estimated		Voucher	Voucher	IDIS	IDIS	Matrix	Receipted/Drawn		
Year	Program	Grant Number	Type	Income for Year	Transaction	Voucher #	Created	Type	Proj. ID	Actv. ID	Code	Amount
						1507105-009	02-15-08	PY	24	2067	14E	5,097.75
						1507105-010	02-15-08	PY	43	2012	18C	26,053.38
						1507111-001	02-15-08	PY	22	2192	18A	21,678.58
						1507111-002	02-15-08	PY	36	2204	03K	27,124.70
						1507111-003	02-15-08	PY	36	2296	03Z	56,967.33
						1507111-004	02-15-08	PY	36	2354	03G	75.00
						1507111-005	02-15-08	PY	36	2395	03K	10,243.01
						1507111-006	02-15-08	PY	16	2183	18C	8,974.31
						1507111-007	02-15-08	PY	45	2359	04A	176,915.24
						1507111-009	02-15-08	PY	45	2360	04A	896.36
						1507111-010	02-15-08	PY	45	2398	04A	391.68
						1509365-001	02-23-08	PY	45	2211	14B	2,709.32
						1509366-001	02-23-08	PY	30	2017	14H	4,771.57
						1509366-002	02-23-08	PY	42	2209	14H	87,368.16
						1509369-001	02-23-08	PY	45	2360	04A	14,172.74
						1509370-001	02-23-08	PY	30	2216	21A	237,172.38
						1509596-001	02-25-08	PY	30	2216	21A	3,746.52
						5191868-013	11-17-10	PY	1	2715	14B	25,982.41
											PI Receipts	2,511,732.64
											PI Draws	2,511,732.64
											PI Balance	0.00
2007	CDBG										Total CDBG Receipts*:	2,511,732.64
											Total CDBG Draws against Receipts*:	2,511,732.64
											Total CDBG Receipt Fund Balance*:	0.00
2007	HOME	M07MC390213	PI	270,544.41	RECEIPTS							
						218843-001	07-10-07					469,461.37
						230365-001	01-07-08					319,288.65
			PI		DRAWS							

Program		Associated	Fund	Estimated	Transaction	Voucher #	Voucher	Voucher	IDIS	IDIS	Matrix	Receipted/Drawn
Year	Program	Grant Number	Type	Income for Year			Created	Type	Proj. ID	Actv. ID	Code	Amount
						1438201-003	08-07-07	PY	6	2246		4,616.79
						1438201-004	08-07-07	PY	6	2250		7,800.00
						1438201-005	08-07-07	PY	6	2251		4,560.00
						1438201-006	08-07-07	PY	5	2254		5,850.00
						1438201-007	08-07-07	PY	5	2255		4,550.00
						1438201-008	08-07-07	PY	5	2256		6,890.00
						1438201-009	08-07-07	PY	5	2257		7,273.00
						1438201-010	08-07-07	PY	5	2258		5,523.00
						1438201-011	08-07-07	PY	5	2260		1,676.39
						1438205-001	08-07-07	PY	5	2261		5,811.00
						1438205-002	08-07-07	PY	5	2262		6,370.00
						1438205-003	08-07-07	PY	5	2263		8,500.00
						1438205-004	08-07-07	PY	20	2264		774.00
						1438205-005	08-07-07	PY	6	2265		4,875.00
						1438205-006	08-07-07	PY	5	2266		5,947.50
						1438205-007	08-07-07	PY	5	2267		4,020.00
						1438205-008	08-07-07	PY	20	2270		6,660.00
						1438205-009	08-07-07	PY	20	2271		5,943.00
						1438205-010	08-07-07	PY	20	2276		6,000.00
						1438212-001	08-07-07	PY	20	2277		6,500.00
						1438212-002	08-07-07	PY	20	2278		3,850.00
						1438212-003	08-07-07	PY	20	2279		5,355.00
						1438212-004	08-07-07	PY	20	2280		7,280.00
						1438212-005	08-07-07	PY	20	2281		8,500.00
						1438212-006	08-07-07	PY	20	2282		4,050.00
						1438212-007	08-07-07	PY	20	2283		5,274.00
						1438212-008	08-07-07	PY	20	2284		6,840.00
						1438212-009	08-07-07	PY	20	2285		7,385.00
						1456797-001	09-27-07	PY	6	2116		750.00
						1456797-002	09-27-07	PY	6	2121		750.00
						1456797-003	09-27-07	PY	6	2126		750.00
						1456797-005	09-27-07	PY	6	2136		750.00

Program		Associated	Fund	Estimated	Transaction	Voucher #	Voucher	Voucher	IDIS	IDIS	Matrix	Receipted/Drawn
Year	Program	Grant Number	Type	Income for Year			Created	Type	Proj. ID	Actv. ID	Code	Amount
						1456797-006	09-27-07	PY	6	2143		750.00
						1456797-007	09-27-07	PY	6	2133		750.00
						1456797-008	09-27-07	PY	6	2135		750.00
						1456797-009	09-27-07	PY	6	2124		750.00
						1456797-010	09-27-07	PY	6	2122		750.00
						1456797-011	09-27-07	PY	6	2148		750.00
						1456797-012	09-27-07	PY	6	2144		750.00
						1456950-001	09-27-07	PY	6	2133		405.00
						1456950-002	09-27-07	PY	6	2135		570.00
						1456950-003	09-27-07	PY	6	2136		315.00
						1456950-004	09-27-07	PY	6	2142		345.00
						1456950-005	09-27-07	PY	6	2143		345.00
						1462673-004	10-15-07	PY	46	2073		2,274.75
						1462673-005	10-15-07	PY	46	2074		1,971.50
						1462871-004	10-15-07	PY	20	2306		5,810.00
						1473558-010	11-14-07	PY	6	2108		750.00
						1479244-001	11-30-07	PY	5	2266		750.00
						1479244-002	11-30-07	PY	5	2267		750.00
						1479244-003	11-30-07	PY	20	2270		1,155.00
						1479244-004	11-30-07	PY	20	2271		420.00
						1479244-005	11-30-07	PY	4	2272		48,794.43
						1479244-006	11-30-07	PY	4	2273		1,430.01
						1479244-007	11-30-07	PY	46	2275		25.88
						1479244-008	11-30-07	PY	20	2276		750.00
						1479244-009	11-30-07	PY	20	2277		750.00
						1479244-010	11-30-07	PY	20	2278		750.00
						1479254-001	11-30-07	PY	20	2279		1,170.00
						1479254-002	11-30-07	PY	20	2280		750.00
						1479254-003	11-30-07	PY	20	2281		750.00
						1479254-004	11-30-07	PY	20	2283		750.00
						1479254-005	11-30-07	PY	20	2284		750.00
						1479254-006	11-30-07	PY	20	2285		750.00

Program		Associated	Fund	Estimated	Transaction	Voucher #	Voucher	Voucher	IDIS	IDIS	Matrix	Receipted/Drawn
Year	Program	Grant Number	Type	Income for Year			Created	Type	Proj. ID	Actv. ID	Code	Amount
						1479254007	11-30-07	PY	42	2288		505.83
						1479254008	11-30-07	PY	20	2297		750.00
						1479262002	11-30-07	PY	20	2300		750.00
						1479262003	11-30-07	PY	20	2301		750.00
						1479262004	11-30-07	PY	44	2316		35,000.00
						1479262005	11-30-07	PY	20	2318		3,780.00
						1479262006	11-30-07	PY	20	2322		2,450.00
						1479262007	11-30-07	PY	20	2327		5,460.00
						1483172011	12-11-07	PY	6	2116		28.00
						1483192008	12-11-07	PY	5	2262		30.00
						1486359011	12-19-07	PY	30	2134		750.00
						1486361002	12-19-07	PY	6	2108		28.00
						1492579003	01-09-08	PY	30	2045		221.03
						1492579004	01-09-08	PY	30	2062		861.46
						1492579006	01-09-08	PY	42	2155		229.28
						1492579007	01-09-08	PY	4	2156		475.30
						1492579009	01-09-08	PY	20	2221		3,049.00
						1492579010	01-09-08	PY	6	2231		50.00
						1492579011	06-10-11	PY	6	2237		2,417.57
						1492580001	01-09-08	PY	20	2264		2,989.00
						1492580002	01-09-08	PY	4	2273		78.39
						1492580003	01-09-08	PY	32	2324		39,077.99
						1492580004	01-09-08	PY	32	2325		384.99
						1492580005	01-09-08	PY	32	2326		14,862.99
						1492580006	01-09-08	PY	2	2332		36,215.75
						1492580007	01-09-08	PY	2	2333		31,725.99
						1492580008	01-09-08	PY	24	2341		373.00
						1492580009	01-09-08	PY	32	2345		16,495.00
						1492580010	01-09-08	PY	32	2346		14,487.00
						1495303002	01-16-08	PY	8	2055		2,906.25
						1495303006	01-16-08	PY	20	2322		307.49
						1501187001	01-31-08	PY	8	2046		355.20

Program	Associated	Fund	Estimated		Voucher	Voucher	IDIS	IDIS	Matrix	Receipted/Drawn		
Year	Program	Grant Number	Type	Income for Year	Transaction	Voucher #	Created	Type	Proj. ID	Actv. ID	Code	Amount
						1539087-008	05-14-08	PY	30	2062		280,433.69
						1539096-002	05-14-08	PY	30	2134		50,266.57
											Receipts	788,750.02
											PI Draws	788,750.02
											PA Draws	0.00
											Balance	0.00
2007	HOME	M07MC390213									Total Local Account Receipts	788,750.02
											Total Local Account Draws	788,750.02
											Total Local Account Balance	0.00
2008	CDBG	B08MC390003	PI	2,000,000.00								
					RECEIPTS							
						252297-001	12-18-08					1,451,595.90
						255211-001	02-11-09					84,188.90
					DRAWS							
						1621113-002	12-22-08	PY	30	2435	19F	363,729.50
						1621113-003	12-22-08	PY	30	2434	21A	717,442.82
						1639713-003	02-12-09	PY	43	2210	17C	100.00
						1639713-007	02-12-09	PY	17	2372	05H	10,229.95
						1640266-002	02-13-09	PY	30	2434	21A	339,224.66
						1640462-005	02-13-09	PY	32	2471	14B	3,780.65
						1640462-007	02-13-09	PY	19	2418	05H	10,780.97
						1640467-006	02-13-09	PY	41	2442	05C	7,769.84
						1643739-006	02-24-09	PY	45	2211	14B	19,301.88
						1643739-010	02-24-09	PY	36	2399	03G	920.56
						1643739-012	02-24-09	PY	36	2419	03K	13,666.45
						1643739-013	02-24-09	PY	16	2430	18C	9,268.00
						1650566-006	03-13-09	PY	25	2392	19C	39,569.50
						1650579-002	03-13-09	PY	33	2394	14A	0.02

Program	Associated	Fund	Estimated		Voucher	Voucher	IDIS	IDIS	Matrix	Receipted/Drawn			
Year	Program	Grant Number	Type	Income for Year	Transaction	Voucher #	Created	Type	Proj. ID	Actv. ID	Code	Amount	
											PI Receipts	1,535,784.80	
											PI Draws	1,535,784.80	
											PI Balance	0.00	
2008	CDBG										Total CDBG Receipts*:	1,535,784.80	
											Total CDBG Draws against Receipts*:	1,535,784.80	
											Total CDBG Receipt Fund Balance*:	0.00	
2008	HOME	M08MC390213	PI	250,000.00									
					RECEIPTS								
					232772-001	02-13-08						23,728.56	
					237208-001	04-22-08						26,396.71	
					238860-001	05-14-08						13,637.24	
					240514-001	06-12-08						20,289.43	
					242713-001	07-15-08						15,829.23	
					244567-001	08-13-08						741.40	
					246659-001	09-19-08						20,252.69	
					250977-001	12-01-08						31,207.53	
					254757-001	02-04-09						32,440.33	
					PI								
					DRAWS								
					1539096-003	05-14-08	PY	30	2134				44,785.14
					1540888-004	05-19-08	PY	20	2411				4,680.00
					1540888-005	05-19-08	PY	20	2414				5,400.00
					1540888-007	05-19-08	PY	20	2420				3,932.24
					1549507-005	06-12-08	PY	6	2058				465.00
					1549507-006	06-12-08	PY	20	2429				5,250.00
					1549507-007	06-12-08	PY	44	2287				782.40
					1549507-008	06-12-08	PY	42	2155				445.17
					1549507-009	06-12-08	PY	4	2272				637.50
					1549507-010	06-12-08	PY	44	2286				14,634.81
					1549514-002	06-12-08	PY	20	2298				553.18

Program	Associated	Fund	Estimated		Voucher	Voucher	IDIS	IDIS	Matrix	Receipted/Drawn		
Year	Program	Grant Number	Type	Income for Year	Transaction	Voucher #	Created	Type	Proj. ID	Actv. ID	Code	Amount
						1549514003	06-12-08	PY	20	2299		750.00
						1549514004	06-12-08	PY	20	2303		750.00
						1564285002	07-22-08	PY	46	2029		7,597.00
						1564285003	07-22-08	PY	46	2030		7,597.00
						1564351002	07-22-08	PY	20	2437		635.23
						1572748003	08-13-08	PY	3	2444		741.40
						1595776003	10-16-08	PY	42	2155		20,252.69
						1616865002	12-12-08	PY	46	2027		34.16
						1616865003	12-12-08	PY	8	2054		5.96
						1616865005	12-12-08	PY	42	2155		450.00
						1616865011	12-12-08	PY	2	2333		3,284.00
						1616865012	12-12-08	PY	46	2369		7,628.89
						1617153002	12-12-08	PY	5	2262		37.70
						1617153005	12-12-08	PY	44	2286		18,266.82
						1617153007	12-12-08	PY	46	2368		1,500.00
						1636877002	02-05-09	PY	20	2494		4,474.40
						1636877003	02-05-09	PY	20	2497		5,928.00
						1636877004	02-05-09	PY	20	2502		5,430.00
						1636877005	02-05-09	PY	20	2513		5,785.00
						1636877006	06-10-11	PY	6	2237		645.00
						1667864008	04-28-09	PY	42	2413		3,537.07
						1667864011	04-28-09	PY	42	2517		7,627.36
											Receipts	184,523.12
											PI Draws	184,523.12
											PA Draws	0.00
											Balance	0.00
2008	HOME	M08MC390213									Total Local Account Receipts	184,523.12
											Total Local Account Draws	184,523.12
											Total Local Account Balance	0.00

Program	Associated	Fund	Estimated		Voucher	Voucher	IDIS	IDIS	Matrix	Receipted/Drawn		
Year	Program	Grant Number	Type	Income for Year	Transaction	Voucher #	Created	Type	Proj. ID	Actv. ID	Code	Amount
2009	CDBG	B09MC390003	PI	2,330,000.00								
RECEIPTS												
						262881-001	06-24-09					1,484,064.60
						266320-001	08-28-09					234,563.37
						5003069001	10-20-09					257,344.15
						5007086001	12-23-09					131,070.36
						5007087001	02-03-10					211,286.45
						5007117001	12-24-09					104,157.29
						5030457001	11-10-10		1	2715	14B	132,003.45
DRAWS												
						1688503001	06-24-09	PY	11	2557	21A	337,773.11
						1696260001	07-17-09	PY	7	2582	04	74,000.00
						1706844001	08-18-09	PY	11	2557	21A	393,096.83
						1708155001	08-26-09	PY	59	1953	14E	41,077.67
						1708155002	08-26-09	PY	28	2005	14A	1,378.00
						1708155003	08-26-09	PY	25	2003	02	130.00
						1708155004	08-26-09	PY	24	2067	14E	2,006.25
						1708155005	08-26-09	PY	18	2495	03C	57,906.00
						1708155006	08-26-09	PY	36	2204	03K	28.00
						1708155007	08-26-09	PY	36	2259	03K	13,486.97
						1708155008	08-26-09	PY	36	2395	03K	744.22
						1708155009	08-26-09	PY	24	2406	03K	368,347.87
						1708155010	08-26-09	PY	39	2291	03E	3,338.40
						1708156001	08-26-09	PY	31	2294	03C	22,416.48
						1708156002	08-26-09	PY	32	2403	14H	8,279.46
						1708156003	08-26-09	PY	32	2471	14B	53,833.54
						1708156004	08-26-09	PY	21	2438	04	18,125.64
						1708156005	08-26-09	PY	36	2419	03K	9,550.22
						1708156006	08-26-09	PY	36	2450	20	164.10
						1708156008	08-26-09	PY	9	2558	06	46,026.68
						1708156010	08-26-09	PY	5	2589	03K	1,149.60

Program	Associated	Fund	Estimated		Voucher	Voucher	IDIS	IDIS	Matrix	Receipted/Drawn		
Year	Program	Grant Number	Type	Income for Year	Transaction	Voucher #	Created	Type	Proj. ID	Actv. ID	Code	Amount
						1708156-011	08-26-09	PY	8	2583	05H	3,304.48
						1708157-001	08-26-09	PY	30	2091	14I	554.50
						1708157-002	08-26-09	PY	24	1889	01	1,360.31
						1708157-003	08-26-09	PY	59	2240	14E	235.89
						1708157-004	08-26-09	PY	22	2000	14I	96.00
						1708157-008	08-26-09	PY	35	2203	03F	10,000.00
						1708157-010	08-26-09	PY	33	2394	14A	1,000.00
						1708157-012	08-26-09	PY	3	2436	05U	10,000.00
						1708158-003	08-26-09	PY	38	2426	19C	4,000.00
						1708158-005	08-26-09	PY	50	2422	02	301.16
						1708164-004	08-26-09	PY	3	2609	08	353.22
						1708887-003	08-28-09	PY	11	2606	19F	234,563.37
						5039183-004	12-08-09	PY	1	2612	14A	257,344.15
						5047711-010	12-24-09	PY	39	2462	03E	149,002.82
						5073185-004	02-26-10	PY	32	2403	14H	1,440.81
						5073185-005	02-26-10	PY	5	2589	03K	46,328.68
						5073185-006	02-26-10	PY	4	2613	05J	16,511.39
						5073185-009	02-26-10	PY	27	2644	14I	230,078.40
						5074224-002	03-02-10	PY	27	2644	14I	3,152.00
						5191868-014	11-17-10	PY	1	2715	14B	106,021.04
						5202513-002	12-13-10	PY	1	2808	14A	25,982.41
											PI Receipts	2,554,489.67
											PI Draws	2,554,489.67
											PI Balance	0.00
2009	CDBG										Total CDBG Receipts*:	2,554,489.67
											Total CDBG Draws against Receipts*:	2,554,489.67
											Total CDBG Receipt Fund Balance*:	0.00
2009	HOME	M09MC390213	PI	246,569.50								

RECEIPTS

Program	Associated	Fund	Estimated		Voucher	Voucher	IDIS	IDIS	Matrix	Receipted/Drawn		
Year	Program	Grant Number	Type	Income for Year	Transaction	Voucher #	Created	Type	Proj. ID	Actv. ID	Code	Amount
						258044-001	03-27-09					16,140.88
						265535-001	08-11-09					95,445.90
						5002702-001	10-13-09					27,201.03
						5006615-001	12-16-09					25,621.04
						5008257-001	01-14-10					13,243.63
						5023539-001	07-28-10		13	2723		21,569.50
			PI		DRAWS							
						1667864-012	04-28-09	PY	42	2517		8,995.61
						1688512-005	06-24-09	PY	46	2364		6,170.24
						1705680-001	08-12-09	PY	14	2607		10,000.00
						1705680-003	08-12-09	PY	4	2273		1,187.58
						1705680-007	08-12-09	PY	4	2272		84,145.61
						1705703-009	08-12-09	PY	52	2466		112.71
						1705703-011	08-12-09	PY	42	2517		0.03
						5044221-015	12-17-09	PY	42	2517		46,878.57
						5077809-012	03-10-10	PY	52	2466		14,218.63
						5123107-020	06-16-10	PY	52	2466		5,943.50
						5168605-003	09-24-10	PY	13	2723		21,569.50
											Receipts	199,221.98
											PI Draws	199,221.98
											PA Draws	0.00
											Balance	0.00
2009	HOME	M09MC390213									Total Local Account Receipts	199,221.98
											Total Local Account Draws	199,221.98
											Total Local Account Balance	0.00
2010	CDBG	B10MC390003	PI	1,032,137.36								
					RECEIPTS							
						5019536-001	06-02-10		9	2844	15	283,470.66
						5019537-001	06-02-10		7	2815	19C	75,900.22

Program	Associated	Fund	Estimated		Voucher	Voucher	IDIS	IDIS	Matrix	Receipted/Drawn		
Year	Program	Grant Number	Type	Income for Year	Transaction	Voucher #	Created	Type	Proj. ID	Actv. ID	Code	Amount
						5019539001	06-02-10		7	2846	19C	52,639.27
						5023892001	08-03-10		9	2885	14I	130,846.47
						5023893001	08-03-10		7	2846	19C	10,019.18
						5028167001	10-06-10		9	2845	06	103,221.81
						5028168001	10-06-10		9	2855	04	74,247.39
						5028169001	10-06-10		5	2870	03K	210,000.00
						5028170001	10-06-10		8	2852	05D	155,930.57
						5032477001	12-10-10		1	2808	14A	81,365.45
						5035018001	01-19-11		7	2815	19C	76,727.44
					DRAWS							
						5117725008	06-03-10	PY	9	2844	15	283,470.66
						5117725009	06-03-10	PY	7	2815	19C	75,900.22
						5117725011	06-03-10	PY	7	2846	19C	52,639.27
						5149354003	08-11-10	PY	7	2846	19C	10,019.18
						5149354005	08-11-10	PY	9	2885	14I	130,846.47
						5174397001	10-07-10	PY	9	2845	06	103,221.81
						5174397002	10-07-10	PY	9	2855	04	74,247.39
						5174397003	10-07-10	PY	5	2870	03K	210,000.00
						5174397008	10-07-10	PY	8	2852	05D	155,930.57
						5202513003	12-13-10	PY	1	2808	14A	55,383.04
						5202755004	12-14-10	PY	6	2954	17C	25,982.41
						5218804009	01-20-11	PY	7	2815	19C	76,727.44
											PI Receipts	1,254,368.46
											PI Draws	1,254,368.46
											PI Balance	0.00
2010	CDBG										Total CDBG Receipts*:	1,254,368.46
											Total CDBG Draws against Receipts*:	1,254,368.46
											Total CDBG Receipt Fund Balance*:	0.00
2010	HOME	M10MC390213	PI	145,474.28								

Program		Associated	Fund	Estimated		Voucher	Voucher	IDIS	IDIS	Matrix	Receipted/Drawn		
Year	Program	Grant Number	Type	Income for Year	Transaction	Voucher #	Created	Type	Proj. ID	Actv. ID	Code	Amount	
<hr/>													
					RECEIPTS								
						5019630001	06-03-10		17	2823		54,405.81	
						5019631001	06-03-10		52	2466		45,335.66	
						5027168001	09-21-10		15	2831		188.40	
						5027422001	09-24-10					45,544.41	
						5030208001	11-09-10					53,861.68	
						5032306001	12-09-10					9,117.48	
			PI		DRAWS								
						5123107021	06-16-10	PY	52	2466		39,392.16	
						5168732006	09-27-10	PY	52	2466		46,415.12	
						5190675012	11-16-10	PY	13	2759		99,000.00	
						5202810017	12-14-10	PY	1	2903		23,646.16	
											Receipts	208,453.44	
											PI Draws	208,453.44	
											PA Draws	0.00	
											Balance	0.00	
2010	HOME	M10MC390213							Total Local Account Receipts				208,453.44
									Total Local Account Draws				208,453.44
									Total Local Account Balance				0.00
2011	CDBG	B11MC390003	PI	1,276,128.94									
					RECEIPTS								
						5046526001	06-13-11		7	3035	19C	63,677.42	
						5046527001	06-13-11		9	3018	06	20,982.30	
						5049275001	07-20-11		13	3028	14A	453,357.48	
						5049276001	07-20-11		2	3074	14H	12,791.58	
						5053974001	09-20-11		8	3056	05H	203,389.82	
						5053975001	09-20-11		9	2885	14I	174,079.11	
						5053976001	09-20-11		13	3028	14A	115,930.28	
						5058686001	11-21-11		13	3028	14A	139,087.64	

Program Year	Program	Associated Grant Number	Fund Type	Estimated Income for Year	Transaction	Voucher #	Voucher Created	Voucher Type	IDIS Proj. ID	IDIS Actv. ID	Matrix Code	Receipted/Drawn Amount
						5061979-001	12-22-11		9	3018	06	70,833.31
						5061980-001	12-22-11		7	3035	19C	21,463.57
						5066931-001	02-14-12		9	3019	15	77,521.71
					DRAWS							
						5286180-011	06-16-11	PY	9	3018	06	20,982.30
						5286180-012	06-16-11	PY	7	3035	19C	63,677.42
						5302091-010	07-22-11	PY	13	3028	14A	453,357.48
						5327337-001	09-21-11	PY	9	2885	14I	174,079.11
						5327337-003	09-21-11	PY	13	3028	14A	115,930.28
						5327337-005	09-21-11	PY	2	3074	14H	12,791.58
						5327337-007	09-21-11	PY	8	3056	05H	203,389.82
						5354974-005	11-22-11	PY	13	3028	14A	139,087.64
						5367931-006	12-23-11	PY	9	3018	06	70,833.31
						5367931-008	12-23-11	PY	7	3035	19C	21,463.57
						5389195-006	02-16-12	PY	9	3019	15	77,521.71
											PI Receipts	1,353,114.22
											PI Draws	1,353,114.22
											PI Balance	0.00
2011	CDBG										Total CDBG Receipts*:	1,353,114.22
											Total CDBG Draws against Receipts*:	1,353,114.22
											Total CDBG Receipt Fund Balance*:	0.00
2011	HOME	M11MC390213	PI	22,584.42	RECEIPTS							
						5039169-001	03-10-11					12,202.52
						5044505-001	05-16-11					36,526.79
						5046464-001	06-10-11					10,381.90
						5048968-001	07-14-11					11,954.24
						5053357-001	09-12-11					46,038.97
						5057887-001	11-14-11					45,459.59

Program	Associated	Fund	Estimated		Voucher	Voucher	IDIS	IDIS	Matrix	Receipted/Drawn		
Year	Program	Grant Number	Type	Income for Year	Transaction	Voucher #	Created	Type	Proj. ID	Actv. ID	Code	Amount
						5061715-001	12-21-11					11,065.56
						5063385-001	01-10-12					9,666.00
						5064064-001	01-13-12					45,089.38
			PI		DRAWS							
						5242146-006	03-11-11	PY	13	3021		12,202.52
						5274081-002	05-19-11	PY	15	3047		6,570.00
						5274081-003	05-19-11	PY	15	3048		4,194.00
						5274081-004	05-19-11	PY	15	3054		2,030.00
						5274081-005	05-19-11	PY	44	2516		87.55
						5274081-006	05-19-11	PY	14	2756		750.00
						5274081-007	05-19-11	PY	14	2761		750.00
						5274679-004	05-20-11	PY	52	2466		22,145.24
						5303166-002	07-25-11	PY	12	2933		22,336.14
						5324452-005	09-14-11	PY	12	2933		46,038.97
						5354037-002	11-21-11	PY	16	3098		45,459.59
						5387875-001	02-14-12	PY	13	3119		25,884.00
						5387875-003	02-14-12	PY	12	2933		720.90
						5416945-003	04-23-12	PY	12	2928		39,216.04
											Receipts	228,384.95
											PI Draws	228,384.95
											PA Draws	0.00
											Balance	0.00
2011	HOME	M11MC390213									Total Local Account Receipts	228,384.95
											Total Local Account Draws	228,384.95
											Total Local Account Balance	0.00
2012	CDBG	B12MC390003	PI	1,309,207.33								
					RECEIPTS							
						5078903-001	06-27-12		7	3144	14A	355,885.67
						5078904-001	06-27-12		10	3141	05J	48,942.59

Program	Associated	Fund	Estimated		Voucher	Voucher	IDIS	IDIS	Matrix	Receipted/Drawn		
Year	Program	Grant Number	Type	Income for Year	Transaction	Voucher #	Created	Type	Proj. ID	Actv. ID	Code	Amount
						5078905-001	06-27-12		8	3139	14B	18,658.97
						5083699-001	08-24-12		15	3175	15	185,873.09
						5085089-001	09-12-12		15	3173	04	30,000.00
						5088877-001	10-25-12		7	3144	14A	388,382.15
						5088878-001	10-25-12		14	3138	05H	148,774.52
						5093348-001	12-19-12		7	3144	14A	132,690.34
					DRAWS							
						5445136-016	06-27-12	PY	7	3144	14A	355,855.67
						5445136-018	06-27-12	PY	10	3141	05J	48,942.59
						5445136-021	06-27-12	PY	8	3139	14B	18,658.97
						5468477-015	08-27-12	PY	10	3141	05J	35,517.53
						5468477-018	08-27-12	PY	15	3175	15	134,845.68
						5476540-015	09-18-12	PY	15	3173	04	6,293.84
						5491385-009	10-26-12	PY	7	3144	14A	388,382.15
						5491385-012	10-26-12	PY	10	3141	05J	15,539.88
						5491385-016	10-26-12	PY	14	3138	05H	148,774.52
						5503769-004	12-04-12	PY	22	3177	03T	434.11
						5503948-003	12-05-12	PY	7	3035	19C	2,048.82
						5503948-004	12-05-12	PY	14	3095	14H	2,783.97
						5503948-005	12-05-12	PY	5	3066	03K	3,600.00
						5503948-007	12-05-12	PY	9	3049	06	14,526.20
						5503948-010	12-05-12	PY	15	3175	15	216.70
						5518377-001	01-15-13	PY	9	3049	06	13,100.00
						5543132-001	03-20-13	PY	7	3253	14A	119,686.70
										PI Receipts		1,309,207.33
										PI Draws		1,309,207.33
										PI Balance		0.00
2012	CDBG									Total CDBG Receipts*:		1,309,207.33
										Total CDBG Draws against Receipts*:		1,309,207.33
										Total CDBG Receipt Fund Balance*:		0.00

Program	Associated	Fund	Estimated		Voucher	Voucher	IDIS	IDIS	Matrix	Receipted/Drawn		
Year	Program	Grant Number	Type	Income for Year	Transaction	Voucher #	Created	Type	Proj. ID	Actv. ID	Code	Amount
2012	HOME	M12MC390213	PI	71,502.71								
					RECEIPTS							
						5069889001	03-21-12					17,243.23
						5069890001	03-21-12					8,951.14
						5075493001	05-22-12					10,361.22
						5075494001	05-22-12					9,162.61
						5080611001	07-19-12					8,492.50
						5080612001	07-19-12					9,743.76
						5084777001	09-07-12					9,844.49
						5084778001	09-07-12					6,303.29
						5090227001	11-09-12					11,013.69
						5090228001	11-09-12					14,770.82
						5092870001	12-13-12					10,783.32
						5094684001	01-28-13					9,336.57
			PI		DRAWS							
						5416945004	04-23-12	PY	12	2928		26,194.37
						5437773002	06-12-12	PY	13	3120		19,523.83
						5453970003	07-20-12	PY	12	2933		18,236.26
						5475162001	09-14-12	PY	19	3214		4,600.00
						5475162002	09-14-12	PY	19	3215		2,837.75
						5475162003	09-14-12	PY	19	3224		3,495.00
						5475162004	09-14-12	PY	19	3225		3,080.00
						5475162006	09-14-12	PY	19	3229		2,135.03
						5499280002	11-20-12	PY	8	3227		25,784.51
						5509199005	12-18-12	PY	8	3227		10,783.32
						5528557001	02-11-13	PY	12	2720		214.64
						5564853002	05-17-13	PY	8	3227		9,121.93
											Receipts	126,006.64
											PI Draws	126,006.64
											PA Draws	0.00
											Balance	0.00

Program Year	Program	Associated Grant Number	Fund Type	Estimated Income for Year	Transaction	Voucher #	Voucher Created	Voucher Type	IDIS Proj. ID	IDIS Actv. ID	Matrix Code	Receipted/Drawn Amount
2012	HOME	M12MC390213										
Total Local Account Receipts												126,006.64
Total Local Account Draws												126,006.64
Total Local Account Balance												0.00
2013	CDBG	B13MC390003	PI	1,515,610.20								
RECEIPTS												
						5108107-001	06-24-13		8	3325	05H	342,763.03
						5108108-001	06-24-13		31	3315	14A	173,040.55
						5113041-001	08-20-13		10	3356	15	99,481.68
						5119996-001	11-15-13		8	3325	05H	350,000.00
						5125838-001	01-31-14		31	3382	14A	100,162.43
						5136933-001	06-19-14		31	3384	14A	117,584.78
						5136934-001	06-19-14		31	3385	14A	327,831.40
						5136936-001	06-19-14		3	3314	04	3,743.33
						5136955-001	06-19-14		36	3290	05C	1,002.92
DRAWS												
						5578015-016	06-25-13	PY	31	3315	14A	173,040.55
						5578015-030	06-25-13	PY	8	3325	05H	202,732.05
						5578036-005	06-25-13	PY	8	3325	05H	40,030.98
						5597762-018	08-21-13	PY	10	3356	15	99,481.68
						5621091-016	10-28-13	PY	8	3325	05H	48,101.42
						5630923-031	11-25-13	PY	8	3325	05H	350,334.67
						5653144-016	02-03-14	PY	6	3296	06	37,383.62
						5653144-018	02-03-14	PY	28	3299	19C	35,643.07
						5653144-019	02-03-14	PY	25	3292	04A	15,340.74
						5653532-002	02-04-14	PY	31	3382	14A	11,795.00
						5653532-012	02-04-14	PY	8	3325	05H	51,563.91
						5700809-009	06-19-14	PY	31	3384	14A	117,584.78
						5700809-010	06-19-14	PY	31	3385	14A	327,831.40
						5701115-002	06-20-14	PY	3	3314	04	3,743.33
						5701115-003	06-20-14	PY	30	3424	05I	1,002.92

Program	Associated	Fund	Estimated		Voucher	Voucher	IDIS	IDIS	Matrix	Receipted/Drawn		
Year	Program	Grant Number	Type	Income for Year	Transaction	Voucher #	Created	Type	Proj. ID	Actv. ID	Code	Amount
<hr/>												
										PI Receipts	1,515,610.12	
										PI Draws	1,515,610.12	
										PI Balance	0.00	
2013	CDBG										Total CDBG Receipts*:	1,515,610.12
										Total CDBG Draws against Receipts*:	1,515,610.12	
										Total CDBG Receipt Fund Balance*:	0.00	
2013	HOME	M13MC390213	PI	4,421.50								
					RECEIPTS							
					5097484001	02-12-13				4,421.50		
					5099908001	03-13-13				57,534.00		
					5105203001	05-17-13				7,365.54		
					5105204001	05-17-13				25,020.69		
					5107686001	06-19-13				49,840.33		
					5116547001	09-30-13				4,971.35		
					5120130001	11-18-13				6,850.98		
					5120131001	11-18-13				9,269.71		
					5124398001	01-14-14				10,347.88		
					DRAWS							
					5576259003	06-20-13	PY	8	3227	55,600.06		
					5576259004	06-20-13	PY	9	3237	88,582.00		
					5611901004	09-30-13	PY	8	3231	4,971.35		
					5630240002	11-21-13	PY	8	3231	16,120.69		
					5646733003	01-15-14	PY	14	3014	10,347.88		
										Receipts	175,621.98	
										PI Draws	175,621.98	
										PA Draws	0.00	
										Balance	0.00	

Program Year	Program	Associated Grant Number	Fund Type	Estimated Income for Year	Transaction	Voucher #	Voucher Created	Voucher Type	IDIS Proj. ID	IDIS Actv. ID	Matrix Code	Receipted/Drawn Amount
2013	HOME	M13MC390213										
Total Local Account Receipts												175,621.98
Total Local Account Draws												175,621.98
Total Local Account Balance												0.00
2014	CDBG	B14MC390003	PI	828,442.73								
RECEIPTS												
						5136957001	06-19-14		7	3244	14A	13,131.11
						5136959001	06-19-14		12	3410	14A	64,932.39
						5136962001	06-19-14		12	3430	14A	173,597.30
						5136964001	06-19-14		15	3394	05C	29,117.15
						5136967001	06-19-14		14	3427	08	8,564.00
						5136969001	06-19-14		6	3390	19C	49,135.98
						5136974001	06-19-14		10	3356	15	100,921.93
						5136975001	06-19-14		4	3479	03F	31,625.00
						5136976001	06-19-14		3	3431	14B	9,370.04
						5136977001	06-19-14		24	3387	05H	3,161.79
						5136978001	06-19-14		28	3406	06	1,372.52
						5136979001	06-19-14		14	3417	08	1,001.93
						5142042001	08-18-14		16	3393	05K	151.11
						5154897001	01-14-15		25	3418	05D	211,329.48
						5154898001	01-14-15		25	3471	05D	121,024.64
DRAWS												
						5701115004	06-20-14	PY	30	3424	05I	12,128.19
						5701115005	06-20-14	PY	12	3410	14A	64,932.39
						5701115006	06-20-14	PY	12	3430	14A	173,597.30
						5701115007	06-20-14	PY	14	3427	08	8,564.00
						5701115008	06-20-14	PY	6	3390	19C	49,135.98
						5701115009	06-20-14	PY	3	3431	14B	9,370.04
						5701115010	06-20-14	PY	4	3479	03F	31,625.00
						5701115011	06-20-14	PY	24	3387	05H	3,161.79
						5701393011	06-20-14	PY	36	3290	05C	1,002.92

Program	Associated	Fund	Estimated		Voucher	Voucher	IDIS	IDIS	Matrix	Receipted/Drawn		
Year	Program	Grant Number	Type	Income for Year	Transaction	Voucher #	Created	Type	Proj. ID	Actv. ID	Code	Amount
						5701403-005	06-20-14	PY	15	3394	05C	29,117.15
						5701455-004	06-20-14	PY	14	3417	08	1,001.93
						5701455-006	06-20-14	PY	27	3428	14I	100,921.93
						5721400-003	08-19-14	PY	6	2851	04A	151.11
						5770512-025	01-14-15	PY	25	3471	05D	332,354.12
						5793448-002	03-25-15	PY	38	3483	19F	1,372.52
											PI Receipts	818,436.37
											PI Draws	818,436.37
											PI Balance	0.00
2014	CDBG										Total CDBG Receipts*:	818,436.37
											Total CDBG Draws against Receipts*:	818,436.37
											Total CDBG Receipt Fund Balance*:	0.00
2014	HOME	M14MC390213	PI	76,315.14								
					RECEIPTS							
						5128415-001	03-05-14					10,937.28
						5128659-001	03-07-14					8,066.03
						5133636-001	05-14-14					11,694.50
						5133637-001	05-14-14					130,398.18
						5136827-001	06-18-14					14,038.25
						5137871-001	06-26-14					10,025.53
						5138860-001	07-09-14					1,344.00
						5146031-001	10-02-14					57,311.83
						5155053-001	01-15-15					23,844.97
						5155054-001	01-15-15					4,774.12
						5158903-001	03-11-15					5,331.13
						5158905-001	03-11-15					11,822.63
						5163843-001	05-06-15					61,592.65
			PI		DRAWS							
						5665188-002	03-07-14	PY	8	3227		19,003.31

Program	Associated	Fund	Estimated		Voucher	Voucher	IDIS	IDIS	Matrix	Receipted/Drawn		
Year	Program	Grant Number	Type	Income for Year	Transaction	Voucher #	Created	Type	Proj. ID	Actv. ID	Code	Amount
						5690664001	05-20-14	PY	8	3235		33,164.23
						5690664002	05-20-14	PY	37	3378		51,760.00
						5690696001	05-20-14	PY	1	3373		1,312.50
						5690696003	05-20-14	PY	14	3014		10,473.35
						5690696004	05-20-14	PY	2	3370		787.50
						5690696005	05-20-14	PY	8	3227		111.48
						5690696006	05-20-14	PY	13	3337		500.00
						5690696007	05-20-14	PY	13	3350		500.00
						5690696008	05-20-14	PY	13	3376		500.00
						5690696009	05-20-14	PY	13	3405		500.00
						5690696010	05-20-14	PY	13	3413		500.00
						5690701001	05-20-14	PY	38	3317		2,125.84
						5690715001	05-20-14	PY	13	3416		500.00
						5690715002	05-20-14	PY	13	3423		2,940.00
						5690715004	05-20-14	PY	13	3425		500.00
						5690715005	05-20-14	PY	8	3386		21,976.00
						5701564001	06-23-14	PY	14	3303		3,792.04
						5701618002	06-23-14	PY	37	3378		17,642.29
						5736000002	09-30-14	PY	14	3014		17,915.23
						5754187002	11-20-14	PY	14	3014		57,311.83
						5772460002	01-21-15	PY	5	3454		28,619.09
						5788839001	03-12-15	PY	9	3432		2,938.89
						5788859002	03-12-15	PY	2	3435		14,214.87
						5810354002	05-15-15	PY	5	3454		61,592.65
											Receipts	351,181.10
											PI Draws	351,181.10
											PA Draws	0.00
											Balance	0.00
2014	HOME	M14MC390213									Total Local Account Receipts	351,181.10
											Total Local Account Draws	351,181.10
											Total Local Account Balance	0.00

Program	Associated	Fund	Estimated		Voucher	Voucher	IDIS	IDIS	Matrix	Receipted/Drawn		
Year	Program	Grant Number	Type	Income for Year	Transaction	Voucher #	Created	Type	Proj. ID	Actv. ID	Code	Amount
2015	CDBG	B15MC390003	PI	0.00								
					RECEIPTS							
						5175258001	09-23-15		23	3565	15	351,083.28
						5175259001	09-23-15		9	3607	14A	106,236.88
						5175260001	09-23-15		9	3634	14A	138,909.94
						5175261001	09-23-15		9	3614	14A	115,715.84
						5175262001	09-23-15		9	3651	14A	176,649.21
						5175423001	09-24-15		10	3579	05C	58,269.51
						5175424001	09-24-15		24	3561	04	65,991.77
						5175425001	09-24-15		24	3564	06	42,650.59
						5175426001	09-24-15		13	3568	19C	88,221.12
						5175427001	09-24-15		1	3610	05D	167,879.21
						5183941001	01-14-16		13	3568	19C	100,000.00
						5183942001	01-14-16		46	3691	21A	819,128.70
					DRAWS							
						5851419002	09-24-15	PY	9	3607	14A	106,236.88
						5851419003	09-24-15	PY	9	3614	14A	115,715.84
						5851419004	09-24-15	PY	10	3579	05C	20,000.00
						5851419008	09-24-15	PY	24	3561	04	65,991.77
						5851419010	09-24-15	PY	24	3564	06	6,644.45
						5851419012	09-24-15	PY	23	3565	15	753.30
						5851419013	09-24-15	PY	13	3568	19C	80,374.81
						5851419014	09-24-15	PY	1	3610	05D	1,566.42
						5851474005	09-24-15	PY	9	3651	14A	176,649.21
						5851474006	09-24-15	PY	9	3634	14A	138,909.94
						5851474007	09-24-15	PY	10	3579	05C	38,269.51
						5851474010	09-24-15	PY	24	3564	06	36,006.14
						5851474012	09-24-15	PY	23	3565	15	350,329.98
						5851474013	09-24-15	PY	13	3568	19C	7,846.31
						5851474015	09-24-15	PY	1	3610	05D	166,312.79

Program	Associated	Fund	Estimated	Voucher	Voucher	IDIS	IDIS	Matrix	Receipted/Drawn			
Year	Program	Grant Number	Type	Income for Year	Transaction	Voucher #	Created	Type	Proj. ID	Actv. ID	Code	Amount
						5897118-001	02-17-16	PY	1	3610	05D	228,872.68
						5897118-002	02-17-16	PY	4	3626	05H	82,455.86
						5897118-003	02-17-16	PY	4	3627	05H	38,299.81
						5897118-005	02-17-16	PY	9	3669	14A	170,420.72
						5897118-006	02-17-16	PY	9	3687	14A	150,278.82
						5897118-007	02-17-16	PY	9	3693	14A	136,556.14
						5897118-008	02-17-16	PY	9	3699	14A	112,244.67
											PI Receipts	2,230,736.05
											PI Draws	2,230,736.05
											PI Balance	0.00
2015	CDBG										Total CDBG Receipts*:	2,230,736.05
											Total CDBG Draws against Receipts*:	2,230,736.05
											Total CDBG Receipt Fund Balance*:	0.00
2015	HOME	M15MC390213	PI	13,842.28								
					RECEIPTS							
						5145746-001	09-30-14					6,886.87
						5145747-001	09-30-14					6,955.41
						5149721-001	11-14-14					5,526.62
						5149724-001	11-14-14					59,377.51
						5163849-001	05-06-15					4,502.18
						5163855-001	05-06-15					65,238.72
						5167647-001	06-22-15					19,383.34
						5168705-001	07-06-15					7,951.02
						5172343-001	08-19-15					9,622.29
						5174054-001	09-10-15					4,093.81
						5176900-001	10-13-15					5,740.46
			PI		DRAWS							
						5736394-002	09-30-14	PY	38	3312		13,842.28
						5754187-003	11-20-14	PY	14	3014		64,904.13

Program Year	Program	Associated Grant Number	Fund Type	Estimated Income for Year	Transaction	Voucher #	Voucher Created	Voucher Type	IDIS Proj. ID	IDIS Actv. ID	Matrix Code	Receipted/Drawn Amount
						5851488001	09-24-15	PY	9	3432		79,111.28
						5851488003	09-24-15	PY	5	3454		31,680.08
						5861849004	10-27-15	PY	9	3432		5,740.46
											Receipts	195,278.23
											PI Draws	195,278.23
											PA Draws	0.00
											Balance	0.00
2015	HOME	M15MC390213									Total Local Account Receipts	195,278.23
											Total Local Account Draws	195,278.23
											Total Local Account Balance	0.00
2016	CDBG	B16MC390003	PI	0.00								
					RECEIPTS							
						5206933001	10-26-16		40	3826	19F	841,857.10
						5211724001	12-22-16		25	3762	05D	74,314.62
					DRAWS							
						5977508002	10-27-16	PY	40	3826	19F	841,857.10
						5995443002	12-22-16	PY	25	3762	05D	74,314.62
											PI Receipts	916,171.72
											PI Draws	916,171.72
											PI Balance	0.00
2016	CDBG										Total CDBG Receipts*:	916,171.72
											Total CDBG Draws against Receipts*:	916,171.72
											Total CDBG Receipt Fund Balance*:	0.00
2016	HOME	M16MC390213	PI	0.00								
					RECEIPTS							
						5183945001	01-14-16		9	3432		39,252.20

Program	Associated	Fund	Estimated		Voucher	Voucher	IDIS	IDIS	Matrix	Receipted/Drawn		
Year	Program	Grant Number	Type	Income for Year	Transaction	Voucher #	Created	Type	Proj. ID	Actv. ID	Code	Amount
						5188128001	03-11-16		5	3454		25,898.55
						5201160001	08-18-16		14	3648		189,892.41
						5203319001	09-14-16		14	3648		4,909.15
						5211766001	12-23-16		32	3819		3,948.89
						5211768001	12-23-16		32	3829		2,353.51
			PI		DRAWS							
						5890269004	01-27-16	PY	9	3432		39,252.20
						5908368002	03-22-16	PY	14	3648		25,898.55
						5955735002	08-19-16	PY	14	3648		189,892.41
						5963725003	09-14-16	PY	14	3648		4,909.15
						5995710022	12-23-16	PY	32	3829		2,353.51
						5995710024	12-23-16	PY	32	3819		3,948.89
											Receipts	266,254.71
											PI Draws	266,254.71
											PA Draws	0.00
											Balance	0.00
2016	HOME	M16MC390213									Total Local Account Receipts	266,254.71
											Total Local Account Draws	266,254.71
											Total Local Account Balance	0.00
2017	CDBG	B17MC390003	PI	0.00								
					RECEIPTS							
						5214229001	01-20-17		1	3733	14A	40,379.74
						5223598001	05-10-17		1	3755	14A	2,104,253.23
						5227614001	06-26-17		1	3755	14A	164,478.19
						5237616001	10-26-17		1	3755	14A	182,570.12
						5237617001	10-26-17		1	3755	14A	587,099.08
						5241887001	12-15-17		1	3755	14A	202,192.82
					DRAWS							
						6007268001	02-01-17	PY	1	3733	14A	40,379.74

Program		Associated	Fund	Estimated	Transaction	Voucher #	Voucher	Voucher	IDIS	IDIS	Matrix	Receipted/Drawn
Year	Program	Grant Number	Type	Income for Year			Created	Type	Proj. ID	Actv. ID	Code	Amount
						6046192001	05-31-17	PY	11	3764	14B	15,269.20
						6046192002	05-31-17	PY	2	3848	14B	122,069.76
						6046192003	05-31-17	PY	17	3866	19C	28,506.15
						6046192004	05-31-17	PY	2	3849	14B	4,953.24
						6046192005	05-31-17	PY	5	3498	14E	9,715.20
						6046192006	05-31-17	PY	6	3022	04A	17,598.28
						6046192007	05-31-17	PY	6	3816	18A	6,878.66
						6046192008	05-31-17	PY	8	3852	14B	450.00
						6046192009	05-31-17	PY	36	3468	04	29,322.00
						6046192010	05-31-17	PY	36	3469	06	5,063.05
						6046192011	05-31-17	PY	14	3427	08	1,000.00
						6046192012	05-31-17	PY	18	3493	14E	73.44
						6046192013	05-31-17	PY	18	3864	14E	3,303.64
						6046192014	05-31-17	PY	3	3778	14H	6,736.58
						6046192015	05-31-17	PY	12	3854	05Q	7,770.91
						6046216001	05-31-17	PY	4	3772	05H	8,750.00
						6046216002	05-31-17	PY	24	3561	04	1,368.00
						6046216003	05-31-17	PY	14	3670	14H	4,494.73
						6046216004	05-31-17	PY	19	3662	03K	4,213.14
						6046216005	05-31-17	PY	19	3756	03F	2,664.90
						6046216006	05-31-17	PY	19	3896	17C	5,661.26
						6046216007	05-31-17	PY	16	3617	14A	5,460.61
						6046216008	05-31-17	PY	1	3755	14A	63,594.15
						6046216009	05-31-17	PY	26	3746	05C	14,752.02
						6046216010	05-31-17	PY	12	3741	05J	11,532.15
						6046216011	05-31-17	PY	16	3765	05H	25,961.58
						6046216012	05-31-17	PY	16	3766	05H	42,120.00
						6046216013	05-31-17	PY	16	3767	05H	15,000.00
						6046216014	05-31-17	PY	16	3768	05H	29,464.30
						6046216015	05-31-17	PY	16	3770	05H	15,174.00
						6046216016	05-31-17	PY	16	3815	05H	15,036.21
						6046216017	05-31-17	PY	17	3797	06	27,909.60

Program		Associated	Fund	Estimated	Transaction	Voucher #	Voucher	Voucher	IDIS	IDIS	Matrix	Receipted/Drawn
Year	Program	Grant Number	Type	Income for Year			Created	Type	Proj. ID	Actv. ID	Code	Amount
						6046216-018	05-31-17	PY	17	3798	04	94,659.00
						6046216-019	05-31-17	PY	7	3750	15	865.85
						6046216-020	05-31-17	PY	22	3865	14E	136,971.63
						6046216-021	05-31-17	PY	9	3789	19C	23,609.66
						6046216-022	05-31-17	PY	25	3762	05D	1,417.81
						6046216-023	05-31-17	PY	25	3787	05D	2,066.74
						6046216-024	05-31-17	PY	6	3749	14A	10,082.00
						6046216-025	05-31-17	PY	5	3862	14E	2,500.00
						6046244-001	05-31-17	PY	2	3841	03G	5,701.68
						6046244-002	05-31-17	PY	2	3863	14E	7,927.63
						6046244-003	05-31-17	PY	40	3867	19C	31,999.39
						6055633-001	06-28-17	PY	11	3764	14B	17,500.00
						6055633-002	06-28-17	PY	6	3022	04A	17,266.95
						6055633-003	06-28-17	PY	8	3852	14B	755.00
						6055633-004	06-28-17	PY	15	3250	15	40.00
						6055633-005	06-28-17	PY	40	3867	19C	686.93
						6055633-006	06-28-17	PY	2	3841	03G	2,726.71
						6055633-007	06-28-17	PY	2	3536	17C	93,333.04
						6055633-008	06-28-17	PY	45	3658	03K	14,747.80
						6055633-009	06-28-17	PY	36	3468	04	24,131.00
						6055633-010	06-28-17	PY	14	3427	08	3,250.00
						6055633-011	06-28-17	PY	6	3868	19C	554.73
						6055633-012	06-28-17	PY	18	3493	14E	40,848.78
						6055633-013	06-28-17	PY	1	3433	14A	255.18
						6055633-014	06-28-17	PY	3	3778	14H	4,520.65
						6055633-015	06-28-17	PY	12	3854	05Q	3,315.28
						6055633-016	06-28-17	PY	4	3772	05H	7,500.00
						6055633-017	06-28-17	PY	4	3606	05H	2,230.81
						6055633-018	06-28-17	PY	23	3565	15	147.70
						6055633-019	06-28-17	PY	14	3670	14H	4,089.43
						6055633-020	06-28-17	PY	14	3824	14B	552.50
						6055633-021	06-28-17	PY	19	3917	14E	319.16

Program		Associated	Fund	Estimated	Transaction	Voucher #	Voucher	Voucher	IDIS	IDIS	Matrix	Receipted/Drawn
Year	Program	Grant Number	Type	Income for Year			Created	Type	Proj. ID	Actv. ID	Code	Amount
						6055633-022	06-28-17	PY	16	3617	14A	1,939.31
						6055633-023	06-28-17	PY	19	3668	14E	21,000.00
						6055633-024	06-28-17	PY	19	3756	03F	1,500.00
						6055645-001	06-28-17	PY	11	3745	05U	3,864.33
						6055645-002	06-28-17	PY	16	3815	05H	7,667.82
						6055645-003	06-28-17	PY	16	3765	05H	9,807.23
						6055645-004	06-28-17	PY	16	3766	05H	22,680.00
						6055645-005	06-28-17	PY	16	3767	05H	30,000.00
						6055645-006	06-28-17	PY	16	3768	05H	31,250.01
						6055645-007	06-28-17	PY	16	3770	05H	45,199.60
						6055645-008	06-28-17	PY	17	3798	04	177,264.62
						6055645-009	06-28-17	PY	17	3797	06	3,200.00
						6055645-010	06-28-17	PY	7	3750	15	788.45
						6055645-011	06-28-17	PY	23	3869	19C	23,717.26
						6055645-012	06-28-17	PY	44	3851	14B	3,150.00
						6055645-013	06-28-17	PY	25	3787	05D	2,613.44
						6055645-014	06-28-17	PY	15	3769	19C	1,325.00
						6055645-015	06-28-17	PY	3	3748	05H	127.58
						6055645-016	06-28-17	PY	21	3810	15	157,520.35
						6055645-017	06-28-17	PY	31	3686	15	6,724.18
						6055645-018	06-28-17	PY	5	3611	03K	32,197.72
						6055645-019	06-28-17	PY	1	3871	14A	119,916.04
						6055645-020	06-28-17	PY	11	3747	05Q	8,913.81
						6055661-001	06-28-17	PY	1	3872	14A	152,511.61
						6055661-002	06-28-17	PY	1	3853	14A	740.00
						6055661-003	06-28-17	PY	5	2919	03K	1,827.33
						6055661-004	06-28-17	PY	1	3861	14A	44,493.66
						6072494-001	08-22-17	PY	6	3022	04A	4,093.74
						6072494-002	08-22-17	PY	18	3932	15	24,447.70
						6072494-003	08-22-17	PY	14	3427	08	800.00
						6072494-004	08-22-17	PY	16	3815	05H	3,240.65
						6072494-005	08-22-17	PY	25	3787	05D	533.35

Program	Associated	Fund	Estimated		Voucher	Voucher	IDIS	IDIS	Matrix	Receipted/Drawn		
Year	Program	Grant Number	Type	Income for Year	Transaction	Voucher #	Created	Type	Proj. ID	Actv. ID	Code	Amount
						6072494006	08-22-17	PY	21	3810	15	62,620.58
						6072494007	08-22-17	PY	42	3804	21A	92,621.74
						6092406012	11-01-17	PY	1	3861	14A	8,779.22
						6092406013	11-01-17	PY	1	3873	14A	99,437.03
						6092406014	11-01-17	PY	1	3874	14A	114,607.84
						6092406015	11-01-17	PY	1	3875	14A	29,825.45
						6092406016	11-01-17	PY	1	3876	14A	83,178.46
						6092406017	11-01-17	PY	1	3877	14A	127,164.68
						6092406018	11-01-17	PY	23	3922	05C	69,350.34
						6092406019	11-01-17	PY	11	3928	05J	62,352.66
						6092406020	11-01-17	PY	10	3924	05Q	11,989.48
						6092406021	11-01-17	PY	10	3925	05U	9,400.00
						6092406022	11-01-17	PY	14	3962	04	82,034.21
						6092406023	11-01-17	PY	9	3918	19C	59,093.83
						6092406024	11-01-17	PY	22	3963	05D	4,970.00
						6092406025	11-01-17	PY	3	3930	05H	7,486.00
						6105939005	12-18-17	PY	22	3964	05D	202,192.82
						6105940001	12-18-17	PY	42	3804	21A	59,994.51
											PI Receipts	3,280,973.18
											PI Draws	3,280,973.18
											PI Balance	0.00
2017	CDBG										Total CDBG Receipts*:	3,280,973.18
											Total CDBG Draws against Receipts*:	3,280,973.18
											Total CDBG Receipt Fund Balance*:	0.00
2017	HOME	M17MC390213	PI	0.00	RECEIPTS							
						5216631001	02-22-17		32	3857		3,920.88
						5223595001	05-10-17					210,762.98
						5237614001	10-26-17					22,493.86

Program	Associated	Fund	Estimated	Voucher	Voucher	IDIS	IDIS	Matrix	Receipted/Drawn			
Year	Program	Grant Number	Type	Income for Year	Transaction	Voucher #	Created	Type	Proj. ID	Actv. ID	Code	Amount
			PI		DRAWS	5241886-002	01-18-19					1,811,811.54
						6289570-002	07-26-19	PY	14	4207		21,672.00
						6320362-005	11-01-19	PY	44	4095		1,250.36
						6320362-008	11-01-19	PY	8	4199		711.70
						6320362-009	11-01-19	PY	14	4207		19,872.00
						6336215-005	12-27-19	PY	8	4199		3,133.30
						6336215-014	12-27-19	PY	14	4207		20,520.00
						6336215-016	12-27-19	PY	2	4208		23,616.00
						6350013-012	02-12-20	PY	14	4207		48,168.00
						6350013-016	02-12-20	PY	19	4245		2,827.98
						6363987-006	03-25-20	PY	2	4208		29,880.00
						6363987-008	03-25-20	PY	19	4245		183,947.88
						6378140-004	05-18-20	PY	2	4208		124,560.00
						6378140-005	05-18-20	PY	19	4245		99,656.87
						6378140-006	05-18-20	PY	19	4305		17,775.00
						6378252-002	05-18-20	PY	19	4245		1,156.78
						6388736-008	06-24-20	PY	19	4245		2,701.45
						6415242-004	09-23-20	PY	14	4207		67,869.80
						6415242-005	09-23-20	PY	2	4208		79,502.96
						6415242-008	09-23-20	PY	19	4245		259,097.19
						6415242-009	09-23-20	PY	19	4305		231,075.00
						6420506-006	10-09-20	PY	2	4208		32,256.00
						6420506-007	10-09-20	PY	19	4245		140,667.72
						6420506-009	10-09-20	PY	19	4305		186,637.50
						6438950-004	12-09-20	PY	2	4208		73,224.00
						6438950-007	12-09-20	PY	19	4245		2,653.09
						6438950-010	12-09-20	PY	19	4305		186,637.50
						6484087-003	04-16-21	PY	2	4208		19,440.00
						6484087-005	04-16-21	PY	19	4305		35,821.19
						6505785-006	06-11-21	PY	2	4208		18,288.00
						6505785-009	06-11-21	PY	19	4245		371.02

Program	Associated	Fund	Estimated		Voucher	Voucher	IDIS	IDIS	Matrix	Receipted/Drawn		
Year	Program	Grant Number	Type	Income for Year	Transaction	Voucher #	Created	Type	Proj. ID	Actv. ID	Code	Amount
						6537792002	09-02-21	PY	2	4209		257.46
						6537792009	09-02-21	PY	2	4208		80,000.00
						6557346003	10-22-21	PY	2	4209		131.02
						6557346007	10-22-21	PY	19	4351		388.50
						6575029005	12-13-21	PY	19	4351		128.71
						6580141004	12-28-21	PY	27	4530		26,349.89
						6609219006	03-16-22	PY	27	4530		521.32
											Receipts	2,048,989.26
											PI Draws	2,042,767.19
											PA Draws	0.00
											Balance	6,222.07
2017	HOME	M17MC390213									Total Local Account Receipts	2,048,989.26
											Total Local Account Draws	2,042,767.19
											Total Local Account Balance	6,222.07
2018	CDBG	B18MC390003	PI	0.00								
					RECEIPTS							
						5249752001	03-14-18		42	3804	21A	1,807,004.89
						5257737001	06-20-18		42	3804	21A	224,959.87
						5262296001	10-15-18		37	3985	21A	120,224.32
						5267719001	10-15-18		37	3985	21A	572,850.75
						5272119001	12-11-18		37	3985	21A	115,380.68
					DRAWS							
						6132927001	03-14-18	PY	44	3851	14B	21,853.32
						6132927002	03-14-18	PY	5	4014	17C	11,858.05
						6132927003	03-14-18	PY	25	3787	05D	1,132.36
						6132927004	03-14-18	PY	6	3749	14A	8,509.00
						6132927005	03-14-18	PY	1	3861	14A	1,200.00
						6132927006	03-14-18	PY	1	3880	14A	233,461.88
						6132927007	03-14-18	PY	1	3881	14A	150,160.69

Program		Associated	Fund	Estimated	Transaction	Voucher #	Voucher	Voucher	IDIS	IDIS	Matrix	Receipted/Drawn
Year	Program	Grant Number	Type	Income for Year			Created	Type	Proj. ID	Actv. ID	Code	Amount
						6132927-008	03-14-18	PY	11	3928	05J	30,240.94
						6132927-009	03-14-18	PY	10	3924	05Q	10,271.06
						6132927-010	03-14-18	PY	10	3925	05U	6,500.00
						6132927-011	03-14-18	PY	13	4031	05H	645.99
						6132927-013	03-14-18	PY	14	3962	04	43,104.82
						6132927-014	03-14-18	PY	7	3882	15	142,179.81
						6132927-015	03-14-18	PY	20	3870	19C	7,016.63
						6132927-016	03-14-18	PY	19	3926	17C	379,405.32
						6132927-017	03-14-18	PY	19	4001	17C	971.25
						6132927-018	03-14-18	PY	9	3918	19C	26,969.17
						6132927-019	03-14-18	PY	22	3911	05D	21,558.44
						6132927-020	03-14-18	PY	3	3930	05H	11,960.00
						6132927-021	03-14-18	PY	6	3927	14A	14,542.84
						6132927-022	03-14-18	PY	18	3932	15	124,187.33
						6132927-023	03-14-18	PY	1	4009	14A	1,200.00
						6132956-001	03-14-18	PY	37	3985	21A	354,926.73
						6132956-003	03-14-18	PY	7	3882	15	203,149.26
						6165586-015	06-22-18	PY	13	4031	05H	42,000.00
						6165826-001	06-25-18	PY	37	3985	21A	182,959.87
						6180425-001	08-10-18	PY	37	3985	21A	124,224.32
						6200540-008	10-18-18	PY	35	4156	19F	568,850.75
						6221716-003	12-28-18	PY	5	4153	15	115,380.68
											PI Receipts	2,840,420.51
											PI Draws	2,840,420.51
											PI Balance	0.00
2018	CDBG										Total CDBG Receipts*:	2,840,420.51
											Total CDBG Draws against Receipts*:	2,840,420.51
											Total CDBG Receipt Fund Balance*:	0.00
2018	HOME	M18MC390213	PI	0.00								

Program	Associated	Fund	Estimated		Voucher	Voucher	IDIS	IDIS	Matrix	Receipted/Drawn			
Year	Program	Grant Number	Type	Income for Year	Transaction	Voucher #	Created	Type	Proj. ID	Actv. ID	Code	Amount	

RECEIPTS													
						5273840001	12-31-18					306,920.02	
			PI		DRAWS								
						6320362011	11-01-19	PY	19	4245		25.88	
						6336215012	12-27-19	PY	19	4245		3,861.00	
						6438950008	12-09-20	PY	19	4245		110,000.00	
						6484087004	04-16-21	PY	19	4245		112,715.87	
						6505785010	06-11-21	PY	19	4245		2,625.63	
						6514523004	07-06-21	PY	19	4245		257.49	
						6537792003	09-02-21	PY	19	4245		386.23	
						6557346004	10-22-21	PY	19	4245		388.48	
						6575029002	12-13-21	PY	19	4245		131.02	
						6580141001	12-28-21	PY	19	4245		67.49	
						6609219001	03-16-22	PY	19	4245		46,460.93	
			PA		DRAWS								
						6438950002	12-09-20	PY	36	4180		13,932.62	
						6438950005	12-09-20	PY	2	4209		1,782.10	
						6438950006	12-09-20	PY	25	4211		128.75	
						6438950009	12-09-20	PY	25	4254		251.40	
						6438950013	12-09-20	PY	19	4351		514.96	
						6484102002	04-16-21	PY	36	4180		11,358.20	
						6609219010	03-16-22	PY	31	4539		2,031.97	
											Receipts	306,920.02	
											PI Draws	276,920.02	
											PA Draws	30,000.00	
											Balance	0.00	
2018	HOME	M18MC390213										Total Local Account Receipts	306,920.02
											Total Local Account Draws	306,920.02	
											Total Local Account Balance	0.00	

Program Year	Program	Associated Grant Number	Fund Type	Estimated Income for Year	Transaction	Voucher #	Voucher Created	Voucher Type	IDIS Proj. ID	IDIS Actv. ID	Matrix Code	Receipted/Drawn Amount
2019	CDBG	B19MC390003	PI	0.00								
					RECEIPTS							
						5276222001	01-24-19		37	3985	21A	11,019.58
						5286284001	05-16-19		36	4120	21A	219,515.39
						5289377001	06-24-19		36	4120	21A	27,635.30
						5299926001	10-14-19		36	4120	21A	21,044.81
						5300208001	10-17-19		36	4120	21A	68,670.35
						5300510001	10-22-19		36	4120	21A	68,885.46
						5306405001	12-27-19		4	4281	15	431,887.19
					DRAWS							
						6229918011	01-28-19	PY	1	4173	14A	11,019.58
						6274196005	06-11-19	PY	36	4120	21A	219,515.39
						6278812002	06-24-19	PY	36	4120	21A	27,635.30
						6314825001	10-17-19	PY	36	4120	21A	21,044.81
						6315974002	10-21-19	PY	19	3662	03K	10,466.15
						6315974003	10-21-19	PY	3	3778	14H	105.59
						6316082010	10-21-19	PY	36	4120	21A	58,098.61
						6318516002	10-28-19	PY	36	4120	21A	68,885.46
						6336495001	12-27-19	PY	4	4281	15	431,887.19
											PI Receipts	848,658.08
											PI Draws	848,658.08
											PI Balance	0.00
2019	CDBG								Total CDBG Receipts*:			848,658.08
									Total CDBG Draws against Receipts*:			848,658.08
									Total CDBG Receipt Fund Balance*:			0.00
2019	HOME	M19MC390213	PI	0.00								
					RECEIPTS							
						5306406001	12-27-19					222,102.53
			PI		DRAWS							

Program	Associated	Fund	Estimated		Voucher	Voucher	IDIS	IDIS	Matrix	Receipted/Drawn		
Year	Program	Grant Number	Type	Income for Year	Transaction	Voucher #	Created	Type	Proj. ID	Actv. ID	Code	Amount
						6363987-010	03-25-20	PY	26	4336		4,950.00
						6415242-001	09-23-20	PY	2	4091		1,778.89
						6415242-006	09-23-20	PY	2	4209		15,259.99
						6415242-007	09-23-20	PY	25	4211		126.21
						6415242-010	09-23-20	PY	19	4328		524.70
						6415245-002	09-23-20	PY	19	4328		172,252.49
						6543633-001	09-20-21	PY	26	4346		5,000.00
			PA		DRAWS							
						6484102-004	04-16-21	PY	36	4180		22,210.25
											Receipts	222,102.53
											PI Draws	199,892.28
											PA Draws	22,210.25
											Balance	0.00
2019	HOME	M19MC390213									Total Local Account Receipts	222,102.53
											Total Local Account Draws	222,102.53
											Total Local Account Balance	0.00
2020	CDBG	B01MC390003-OLD	SI	0.00								
					RECEIPTS							
						5325514-001	08-28-20		34	4362	24A	27,120.00
						5328386-001	10-09-20		34	4363	19F	360,113.30
					DRAWS							
						6420767-002	10-09-20	PY	34	4362	24A	27,120.00
						6420767-003	10-09-20	PY	34	4363	19F	360,113.30
											SI Receipts	387,233.30
											SI Draws	387,233.30
											SI Balance	0.00
2020	CDBG	B12MC390003	SI	0.00								
					RECEIPTS							

Program	Associated	Fund	Estimated		Voucher	Voucher	IDIS	IDIS	Matrix	Receipted/Drawn		
Year	Program	Grant Number	Type	Income for Year	Transaction	Voucher #	Created	Type	Proj. ID	Actv. ID	Code	Amount
2020	CDBG	B20MC390003	PI	0.00	DRAWS	5328384001	10-09-20		34	4363	19F	1,591,385.46
						6420767005	10-09-20	PY	34	4363	19F	1,591,385.46
											SI Receipts	1,591,385.46
										SI Draws	1,591,385.46	
										SI Balance	0.00	
					RECEIPTS	5310903001	02-18-20		36	4120	21A	58,733.03
						5320593001	06-24-20		36	4120	21A	120,198.83
						5323595001	08-03-20		36	4120	21A	24,348.95
					DRAWS	5329301001	10-20-20		10	4316	04	12,534.45
						5334998001	12-24-20		4	4392	15	193,372.88
						6351806001	02-18-20	PY	36	4120	21A	58,733.03
					6388909011	06-24-20	PY	22	4287	05D	819.90	
					6388909012	06-24-20	PY	8	4298	19C	17,764.82	
					6388909013	06-24-20	PY	1	4304	05H	19,749.63	
					6388909014	06-24-20	PY	15	4308	19C	68,181.22	
					6388909016	06-24-20	PY	17	4309	19C	447.05	
					6388912002	06-24-20	PY	31	4329	21A	2,886.26	
					6400307001	08-03-20	PY	36	4120	21A	24,348.95	
					6400420002	08-03-20	PY	22	4288	05D	9,740.21	
					6400420005	08-03-20	PY	8	4295	01	609.74	
					6423904001	10-20-20	PY	15	4308	19C	12,534.45	
					6444769002	12-24-20	PY	4	4392	15	193,372.88	
											PI Receipts	409,188.14
											PI Draws	409,188.14
											PI Balance	0.00

Program Year	Program	Associated Grant Number	Fund Type	Estimated Income for Year	Transaction	Voucher #	Voucher Created	Voucher Type	IDIS Proj. ID	IDIS Actv. ID	Matrix Code	Receipted/Drawn Amount
2020	CDBG	B96MC390003-OLD	SI	0.00								
					RECEIPTS							
						5328383-001	10-09-20		34	4362	24A	616.00
						5328385-001	10-09-20		34	4363	19F	40,000.00
					DRAWS							
						6420767-001	10-09-20	PY	34	4362	24A	616.00
						6420767-004	10-09-20	PY	34	4363	19F	40,000.00
											SI Receipts	40,616.00
											SI Draws	40,616.00
											SI Balance	0.00
2020	CDBG										Total CDBG Receipts*:	2,428,422.90
											Total CDBG Draws against Receipts*:	2,428,422.90
											Total CDBG Receipt Fund Balance*:	0.00
2020	HOME	M20MC390213	PI	0.00								
					RECEIPTS							
						5333634-001	12-09-20		36	4180		170,329.05
			PI		DRAWS							
						6514523-003	07-06-21	PY	25	4211		772.41
						6514523-007	07-06-21	PY	19	4351		1,029.86
						6537792-005	09-02-21	PY	19	4351		386.17
						6537792-008	09-02-21	PY	8	4199		19,745.60
			PA		DRAWS							
						6484102-005	04-16-21	PY	36	4180		17,032.91
											Receipts	170,329.05
											PI Draws	21,934.04
											PA Draws	17,032.91
											Balance	131,362.10

Program	Associated	Fund	Estimated		Voucher	Voucher	IDIS	IDIS	Matrix	Receipted/Drawn		
Year	Program	Grant Number	Type	Income for Year	Transaction	Voucher #	Created	Type	Proj. ID	Actv. ID	Code	Amount
2020	HOME	M20MC390213										
Total Local Account Receipts											170,329.05	
Total Local Account Draws											38,966.95	
Total Local Account Balance											131,362.10	
2021	CDBG	B21MC390003	PI	0.00								
RECEIPTS												
						5349851-001	06-23-21		31	4329	21A	680.36
						5350131-001	06-25-21		35	4390	21A	130,267.84
						5357290-001	09-20-21		35	4390	21A	14,959.58
						5360059-001	10-25-21		34	4363	19F	1,002,896.73
						5360350-001	10-28-21		35	4390	21A	3,427.57
						5364752-001	12-28-21		32	4533	19F	36,253.64
						5365135-001	12-30-21		35	4390	21A	282,069.20
DRAWS												
						6509912-002	06-23-21	PY	35	4390	21A	348.42
						6509912-030	06-23-21	PY	6	4387	05J	331.94
						6511708-021	06-25-21	PY	17	4309	19C	1,939.29
						6511708-022	06-25-21	PY	12	4313	14A	52,342.50
						6511720-001	06-25-21	PY	35	4390	21A	75,986.05
						6543765-003	09-20-21	PY	23	4545	05H	14,959.58
						6558050-001	10-26-21	PY	30	4299	19F	347,027.22
						6558050-002	10-26-21	PY	32	4533	19F	46,389.65
						6558050-003	10-26-21	PY	34	4363	19F	160,000.00
						6558050-004	10-26-21	PY	35	4390	21A	104,607.32
						6558050-006	10-26-21	PY	5	4432	05C	9,510.27
						6558050-007	10-26-21	PY	20	4399	05C	30,034.48
						6558050-008	10-26-21	PY	19	3926	17C	148.71
						6558050-009	10-26-21	PY	16	4219	17C	148.69
						6558050-010	10-26-21	PY	22	4233	17C	186.55
						6558050-012	10-26-21	PY	9	4499	05H	40,442.36
						6558050-013	10-26-21	PY	10	4543	04	32,791.00

Program	Associated	Fund	Estimated		Voucher	Voucher	IDIS	IDIS	Matrix	Receipted/Drawn		
Year	Program	Grant Number	Type	Income for Year	Transaction	Voucher #	Created	Type	Proj. ID	Actv. ID	Code	Amount
						6559403011	10-28-21	PY	8	4256	01	131.01
						6559403019	10-28-21	PY	20	4399	05C	14,635.45
						6559455001	10-28-21	PY	35	4390	21A	220,271.59
						6581069005	12-30-21	PY	13	4452	14B	200,154.46
						6581069015	12-30-21	PY	20	4576	05H	81,914.74
						6581074001	12-30-21	PY	35	4390	21A	36,253.64
											PI Receipts	1,470,554.92
											PI Draws	1,470,554.92
											PI Balance	0.00
2021	CDBG										Total CDBG Receipts*:	1,470,554.92
											Total CDBG Draws against Receipts*:	1,470,554.92
											Total CDBG Receipt Fund Balance*:	0.00
2021	HOME	M21MC390213	PI	0.00	RECEIPTS							
						5364076001	12-20-21					211,042.76
			PI		DRAWS							
						6609219002	03-16-22	PY	19	4245		57,984.53
						6609219007	03-16-22	PY	19	4534		1,339.84
											Receipts	211,042.76
											PI Draws	59,324.37
											PA Draws	0.00
											Balance	151,718.39
2021	HOME	M21MC390213									Total Local Account Receipts	211,042.76
											Total Local Account Draws	59,324.37
											Total Local Account Balance	151,718.39
2022	CDBG	B01MC390003	SI	0.00	RECEIPTS							

Program Year	Program	Associated Grant Number	Fund Type	Estimated Income for Year	Transaction	Voucher #	Voucher Created	Voucher Type	IDIS Proj. ID	IDIS Actv. ID	Matrix Code	Receipted/Drawn Amount
						5369043-001	02-23-22		34	4362	24A	277,199.25
											SI Receipts	277,199.25
											SI Draws	
											SI Balance	277,199.25
2022	CDBG	B01MC390003-OLD	SI	0.00	RECEIPTS							
						5369042-001	02-23-22		34	4362	24A	9,600.00
											SI Receipts	9,600.00
											SI Draws	
											SI Balance	9,600.00
2022	CDBG	B12MC390003	SI	0.00	RECEIPTS							
						5368273-001	02-11-22		34	4363	19F	17,084,382.38
											SI Receipts	17,084,382.38
											SI Draws	
											SI Balance	17,084,382.38
2022	CDBG	B96MC390003-OLD	SI	0.00	RECEIPTS							
						5369041-001	02-23-22		34	4363	19F	400,000.00
											SI Receipts	400,000.00
											SI Draws	
											SI Balance	400,000.00
2022	CDBG										Total CDBG Receipts*:	17,771,181.63
											Total CDBG Draws against Receipts*:	3
											Total CDBG Receipt Fund Balance*:	17,771,181.63



HOME Program Funding, Commitments, and Disbursements

Funding Commitments and Disbursements by Fiscal Year Source of Funds

Fiscal Year	Original Amount	Authorized Amount	Amount Committed	% Committed	Amount Disbursed	% Disbursed
1992	\$4,743,000	\$4,743,000	\$4,743,000	100.00%	\$4,743,000	100.00%
1993	\$3,128,000	\$3,128,000	\$3,128,000	100.00%	\$3,128,000	100.00%
1994	\$3,986,000	\$3,986,000	\$3,986,000	100.00%	\$3,986,000	100.00%
1995	\$4,276,000	\$4,276,000	\$4,276,000	100.00%	\$4,276,000	100.00%
1996	\$4,210,000	\$4,210,000	\$4,210,000	100.00%	\$4,210,000	100.00%
1997	\$4,120,000	\$4,120,000	\$4,120,000	100.00%	\$4,120,000	100.00%
1998	\$4,447,000	\$4,447,000	\$4,447,000	100.00%	\$4,447,000	100.00%
1999	\$4,796,000	\$4,796,000	\$4,796,000	100.00%	\$4,796,000	100.00%
2000	\$4,808,000	\$4,808,000	\$4,808,000	100.00%	\$4,808,000	100.00%
2001	\$5,354,000	\$4,912,101	\$4,912,101	100.00%	\$4,912,101	100.00%
2002	\$5,361,000	\$5,361,000	\$5,361,000	100.00%	\$5,361,000	100.00%
2003	\$4,434,528	\$4,434,528	\$4,434,528	100.00%	\$4,434,528	100.00%
2004	\$4,926,565	\$4,924,677	\$4,924,677	100.00%	\$4,924,677	100.00%
2005	\$4,373,245	\$4,373,245	\$4,373,245	100.00%	\$4,373,245	100.00%
2006	\$4,054,230	\$4,054,230	\$4,054,230	100.00%	\$4,054,230	100.00%
2007	\$4,019,056	\$4,019,056	\$4,019,056	100.00%	\$4,019,056	100.00%
2008	\$3,837,667	\$3,837,667	\$3,837,667	100.00%	\$3,837,667	100.00%
2009	\$4,238,952	\$4,238,952	\$4,238,952	100.00%	\$4,238,952	100.00%
2010	\$4,219,398	\$4,219,398	\$4,219,398	100.00%	\$4,219,398	100.00%
2011	\$3,717,356	\$2,554,534	\$2,554,534	100.00%	\$2,554,534	100.00%
2012	\$2,205,497	\$2,205,497	\$2,205,497	100.00%	\$2,205,497	100.00%
2013	\$2,092,556	\$2,092,556	\$2,092,556	100.00%	\$2,092,556	100.00%
2014	\$2,099,044	\$2,099,044	\$2,099,044	100.00%	\$2,099,044	100.00%
2015	\$1,941,640	\$1,941,640	\$1,842,889	94.91%	\$1,842,889	94.91%
2016	\$2,099,788	\$2,099,788	\$2,099,788	100.00%	\$1,912,901	91.10%
2017	\$2,045,580	\$2,045,580	\$1,799,390	87.96%	\$1,693,976	82.81%
2018	\$2,860,970	\$2,860,970	\$1,254,094	43.83%	\$1,080,189	37.76%
2019	\$2,675,728	\$2,675,728	\$841,341	31.44%	\$399,982	14.95%
2020	\$2,816,464	\$2,816,464	\$1,185,428	42.09%	\$214,701	7.62%
2021	\$2,737,925	\$2,737,925	\$136,896	5.00%	\$0	0.00%
Total	\$110,625,189	\$109,018,579	\$101,000,310	92.65%	\$98,985,123	90.80%

Funding Commitments and Disbursements by Fiscal Year Source of Funds (Projects)

Fiscal Year	Projects Authorized	Projects Committed	% Projects Committed	Projects Disbursed	% Projects Disbursed
1992	\$4,715,000	\$4,715,000	100.00%	\$4,715,000	100.00%
1993	\$3,100,000	\$3,100,000	100.00%	\$3,100,000	100.00%
1994	\$3,587,400	\$3,587,400	100.00%	\$3,587,400	100.00%
1995	\$3,848,400	\$3,848,400	100.00%	\$3,848,400	100.00%
1996	\$3,789,000	\$3,789,000	100.00%	\$3,789,000	100.00%
1997	\$3,708,000	\$3,708,000	100.00%	\$3,708,000	100.00%
1998	\$4,002,300	\$4,002,300	100.00%	\$4,002,300	100.00%
1999	\$4,316,400	\$4,316,400	100.00%	\$4,316,400	100.00%
2000	\$4,327,200	\$4,327,200	100.00%	\$4,327,200	100.00%
2001	\$4,376,701	\$4,376,701	100.00%	\$4,376,701	100.00%
2002	\$4,824,900	\$4,824,900	100.00%	\$4,824,900	100.00%
2003	\$3,855,240	\$3,855,240	100.00%	\$3,855,240	100.00%
2004	\$4,458,991	\$4,458,991	100.00%	\$4,458,991	100.00%
2005	\$3,906,725	\$3,906,725	100.00%	\$3,906,725	100.00%
2006	\$3,629,346	\$3,629,346	100.00%	\$3,629,346	100.00%
2007	\$3,546,950	\$3,546,950	100.00%	\$3,546,950	100.00%
2008	\$3,438,549	\$3,438,549	100.00%	\$3,438,549	100.00%
2009	\$3,597,292	\$3,597,292	100.00%	\$3,597,292	100.00%
2010	\$3,576,628	\$3,576,628	100.00%	\$3,576,628	100.00%
2011	\$2,171,356	\$2,171,356	100.00%	\$2,171,356	100.00%
2012	\$1,874,672	\$1,874,672	100.00%	\$1,874,672	100.00%
2013	\$1,778,673	\$1,778,673	100.00%	\$1,778,673	100.00%



U.S. Department of Housing and Urban Development
Office of Community Planning and Development
Integrated Disbursement and Information System
PR20 HOME - Production Report
Grantee: CINCINNATI

DATE: 03-31-22
TIME: 10:55
PAGE: 2

Fiscal Year	Projects Authorized	Projects Committed	% Projects Committed	Projects Disbursed	% Projects Disbursed
2014	\$1,784,188	\$1,784,188	100.00%	\$1,784,188	100.00%
2015	\$1,650,394	\$1,551,643	94.02%	\$1,551,643	94.02%
2016	\$1,784,820	\$1,784,820	100.00%	\$1,597,933	89.53%
2017	\$1,738,743	\$1,492,553	85.84%	\$1,387,139	79.78%
2018	\$2,431,825	\$824,948	33.92%	\$651,044	26.77%
2019	\$2,274,369	\$441,359	19.41%	\$0	0.00%
2020	\$2,393,994	\$970,727	40.55%	\$0	0.00%
2021	\$2,327,237	\$0	0.00%	\$0	0.00%
Total	\$96,815,291	\$89,279,960	92.22%	\$87,401,668	90.28%

Leveraging

HOME Dollars for Completed HOME Units	\$88,108,052	Total Dollars for Completed HOME Units	\$636,436,292
OTHER Dollars for Completed HOME Units	\$548,328,240	Ratio of OTHER Dollars to HOME Dollars	6.22



U.S. Department of Housing and Urban Development
Office of Community Planning and Development
Integrated Disbursement and Information System
PR20 HOME - Production Report
Grantee: CINCINNATI

DATE: 03-31-22
TIME: 10:55
PAGE: 3

Program Production by Fiscal Year

	Disbursements for Completed Projects	Completed Units	Disbursements for TBRA Projects	Completed TBRA households
Activity in FY 1993	\$348,980	33	\$0	0
Activity in FY 1994	\$808,357	66	\$0	0
Activity in FY 1995	\$2,653,114	169	\$0	0
Activity in FY 1996	\$2,767,520	192	\$0	0
Activity in FY 1997	\$2,279,861	197	\$0	0
Activity in FY 1998	\$236,009	25	\$0	0
Activity in FY 1999	\$4,223,643	446	\$0	0
Activity in FY 2000	\$1,773,534	175	\$0	0
Activity in FY 2001	\$1,629,397	127	\$0	0
Activity in FY 2002	\$1,398,096	84	\$0	0
Activity in FY 2003	\$1,105,507	79	\$0	0
Activity in FY 2004	\$3,510,781	160	\$0	0
Activity in FY 2005	\$5,551,990	146	\$0	0
Activity in FY 2006	\$1,538,502	86	\$0	0
Activity in FY 2007	\$943,850	72	\$0	0
Activity in FY 2008	\$2,268,279	86	\$0	0
Activity in FY 2009	\$7,950,771	321	\$0	0
Activity in FY 2010	\$4,250,156	394	\$0	0
Activity in FY 2011	\$10,259,669	343	\$0	0
Activity in FY 2012	\$5,043,839	910	\$1,123,026	88
Activity in FY 2013	\$5,710,668	85	\$447,028	88
Activity in FY 2014	\$3,524,324	168	\$311,418	87
Activity in FY 2015	\$1,685,564	82	\$295,759	43
Activity in FY 2016	\$869,618	69	\$0	0
Activity in FY 2017	\$4,812,568	96	\$0	0
Activity in FY 2018	\$186,392	23	\$445,248	97
Activity in FY 2019	\$2,122,176	80	\$0	0
Activity in FY 2020	\$1,162,620	31	\$0	0
Activity in FY 2021	\$1,249,122	28	\$0	0
Activity in FY 2022	\$232,187	21	\$0	0
Total	\$82,097,096	4,794	\$2,622,479	403

Reservations/Commitments/Disbursements for CHDOs

Fiscal Year	Amount of HOME Funds Reserved	% Reserved	Amount of CHDO Funds Committed	% of Reserved Amount Committed	Amount of CHDO Funds Disbursed	% of Reserved Amount Disbursed
1992	\$722,000	15.22%	\$722,000	100.00%	\$722,000	100.00%
1993	\$850,000	27.17%	\$850,000	100.00%	\$850,000	100.00%
1994	\$597,900	15.00%	\$597,900	100.00%	\$597,900	100.00%
1995	\$641,400	15.00%	\$641,400	100.00%	\$641,400	100.00%
1996	\$631,500	15.00%	\$631,500	100.00%	\$631,500	100.00%
1997	\$618,000	15.00%	\$618,000	100.00%	\$618,000	100.00%
1998	\$667,050	15.00%	\$667,050	100.00%	\$667,050	100.00%
1999	\$719,400	15.00%	\$719,400	100.00%	\$719,400	100.00%
2000	\$721,200	15.00%	\$721,200	100.00%	\$721,200	100.00%
2001	\$361,201	6.75%	\$361,201	100.00%	\$361,201	100.00%
2002	\$804,150	15.00%	\$804,150	100.00%	\$804,150	100.00%
2003	\$665,179	15.00%	\$665,179	100.00%	\$665,179	100.00%
2004	\$662,355	13.44%	\$662,355	100.00%	\$662,355	100.00%
2005	\$632,917	14.47%	\$632,917	100.00%	\$632,917	100.00%
2006	\$596,623	14.72%	\$596,623	100.00%	\$596,623	100.00%
2007	\$591,347	14.71%	\$591,347	100.00%	\$591,347	100.00%
2008	\$570,999	14.88%	\$570,999	100.00%	\$570,999	100.00%
2009	\$740,843	17.48%	\$740,843	100.00%	\$740,843	100.00%
2010	\$632,910	15.00%	\$632,910	100.00%	\$632,910	100.00%
2011	\$1,094,340	29.44%	\$1,094,340	100.00%	\$1,094,340	100.00%
2012	\$600,000	27.20%	\$600,000	100.00%	\$600,000	100.00%



U.S. Department of Housing and Urban Development
Office of Community Planning and Development
Integrated Disbursement and Information System
PR20 HOME - Production Report
Grantee: CINCINNATI

DATE: 03-31-22
TIME: 10:55
PAGE: 4

Fiscal Year	Amount of HOME Funds Reserved	% Reserved	Amount of CHDO Funds Committed	% of Reserved Amount Committed	Amount of CHDO Funds Disbursed	% of Reserved Amount Disbursed
2013	\$315,000	15.05%	\$315,000	100.00%	\$315,000	100.00%
2014	\$314,857	15.00%	\$314,857	100.00%	\$314,857	100.00%
2015	\$309,498	15.94%	\$210,747	68.09%	\$210,747	68.09%
2016	\$366,400	17.45%	\$366,400	100.00%	\$366,400	100.00%
2017	\$322,654	15.77%	\$322,654	100.00%	\$322,654	100.00%
2018	\$429,146	15.00%	\$429,146	100.00%	\$255,241	59.48%
2019	\$401,359	15.00%	\$401,359	100.00%	\$0	0.00%
2020	\$135,182	4.80%	\$135,182	100.00%	\$0	0.00%
2021	\$0	0.00%	\$0		\$0	
Total	\$16,715,409	15.11%	\$16,616,658	99.41%	\$15,906,212	95.16%



Lower Income Benefit (Based on occupants of completed projects and recipients of TBRA)

% of MEDIAN INCOME	% TBRA FAMILIES	% OCCUPIED RENTAL UNITS	% TBRA and OCCUPIED RENTAL UNITS	% OCCUPIED HOMEOWNER UNITS	% OCCUPIED HOMEBUYER UNITS
0 - 30%	95.29%	50.85%	55.46%	27.87%	5.59%
31 - 50%	4.71%	42.57%	38.64%	31.01%	25.10%
Subtotal 0 - 50%	100.00%	93.42%	94.10%	58.89%	30.69%
51 - 60%	0.00%	5.03%	4.51%	17.77%	20.73%
Subtotal 0 - 60%	100.00%	98.45%	98.61%	76.66%	51.42%
61 - 80%	0.00%	1.55%	1.39%	23.34%	48.58%
Total	100.00%	100.00%	100.00%	100.00%	100.00%
REPORTED As VACANT	0	42		0	0



COMMITMENTS

Committed Activity Commitments

ACTIVITY	RENTAL	HOMEBUYER	HOMEOWNER	TOTAL	% of FUNDS
Rehabilitation	\$4,604,518	N/A	N/A	\$4,604,518	69.61%
New Construction	\$1,923,490	\$53,270	N/A	\$1,976,759	29.89%
Acquisition	N/A	\$33,211	N/A	\$33,211	0.50%
Total	\$6,528,008	\$86,481	N/A	\$6,614,488	100.00%
% of FUNDS	98.7%	1.3%	0.0%		100.00%

Committed Units by Activity Type and Tenure Type

Activity Units	RENTAL	HOMEBUYER	HOMEOWNER	TOTAL	% of UNITS
Rehabilitation	17	N/A	N/A	17	40.48%
New Construction	17	1	N/A	18	42.86%
Acquisition	N/A	7	N/A	7	16.67%
Total	34	8	N/A	42	100.00%
% of UNITS	81.0%	19.0%	0.0%		100.00%

Committed Activity Disbursements

ACTIVITY	RENTAL	HOMEBUYER	HOMEOWNER	TOTAL	% of UNITS
Rehabilitation	\$2,854,593	N/A	N/A	\$2,854,593	62.08%
New Construction	\$1,662,309	\$53,270	N/A	\$1,715,579	37.31%
Acquisition	N/A	\$28,441	N/A	\$28,441	0.62%
Total	\$4,516,902	\$81,711	N/A	\$4,598,613	100.00%
% of UNITS	98.2%	1.8%	0.0%		100.00%



COMPLETIONS

Project Funding Completions by Activity Type and Tenure Type

ACTIVITY	RENTAL	HOMEBUYER	HOMEOWNER	TOTAL	% of FUNDS
Rehabilitation	\$52,385,978	\$4,138,881	\$8,535,746	\$65,060,605	71.35%
New Construction	\$11,926,141	\$4,538,117	N/A	\$16,464,258	18.06%
Acquisition	\$2,231,491	\$4,351,699	N/A	\$6,583,190	7.22%
TBRA	\$3,076,042	N/A	N/A	\$3,076,042	3.37%
Total	\$69,619,651	\$13,028,697	\$8,535,746	\$91,184,095	100.00%
% of FUNDS	76.4%	14.3%	9.4%		100.00%

Units Completed by Activity Type and Tenure Type

ACTIVITY Units	RENTAL	HOMEBUYER	HOMEOWNER	TOTAL	% of UNITS
Rehabilitation	3,257	90	287	3,634	75.80%
New Construction	254	174	N/A	428	8.93%
Acquisition	12	720	N/A	732	15.27%
Total	3,523	984	287	4,794	100.00%
% of UNITS	73.5%	20.5%	6.0%		100.00%
TBRA	403	N/A	N/A	403	

HOME Cost per Unit by Activity Type and Tenure Type (Based on Completions)

ACTIVITY	RENTAL	HOMEBUYER	HOMEOWNER	AVERAGE
Rehabilitation	\$16,084	\$45,988	\$29,741	\$17,903
New Construction	\$46,953	\$26,081	N/A	\$38,468
Acquisition	\$185,958	\$6,044	N/A	\$8,993
AVERAGE	\$18,888	\$13,241	\$29,741	\$18,379
TBRA	\$7,633	N/A	N/A	\$7,633



BENEFICIARY CHARACTERISTICS

Completed Units

Units By Number of Bedrooms

	RENTAL UNITS		HOMEBUYER UNITS		HOMEOWNER UNITS		TOTAL UNITS		TBRA UNITS *	
	COUNT	PERCENT	COUNT	PERCENT	COUNT	PERCENT	COUNT	PERCENT	COUNT	PERCENT
0 bedroom	166	4.71%	0	0.00%	0	0.00%	166	3.46%	5	1.24%
1 bedroom	1,018	28.90%	27	2.74%	7	2.44%	1,052	21.94%	249	61.79%
2 bedrooms	1,636	46.44%	230	23.37%	75	26.13%	1,941	40.49%	91	22.58%
3 bedrooms	579	16.43%	528	53.66%	140	48.78%	1,247	26.01%	38	9.43%
4 bedrooms	114	3.24%	182	18.50%	48	16.72%	344	7.18%	14	3.47%
5+ bedrooms	10	0.28%	17	1.73%	17	5.92%	44	0.92%	6	1.49%
Total	3,523		984		287		4,794		403	

Units By Occupancy

	RENTAL UNITS		HOMEBUYER UNITS		HOMEOWNER UNITS		TOTAL UNITS	
	COUNT	PERCENT	COUNT	PERCENT	COUNT	PERCENT	COUNT	PERCENT
Tenant	3,481	98.81%	13	1.32%	0	0.00%	3,494	72.88%
Owner	0	0.00%	971	98.68%	287	100.00%	1,258	26.24%
Vacant	42	1.19%	0	0.00%	0	0.00%	42	0.88%
Total	3,523		984		287		4,794	

Units By Race

	RENTAL UNITS		HOMEBUYER UNITS		HOMEOWNER UNITS		TOTAL UNITS		TBRA UNITS *	
	COUNT	PERCENT	COUNT	PERCENT	COUNT	PERCENT	COUNT	PERCENT	COUNT	PERCENT
White	433	12.44%	254	25.81%	79	27.53%	766	16.12%	69	17.12%
Black/African American	2,988	85.86%	710	72.15%	204	71.08%	3,902	82.13%	315	78.16%
Asian	4	0.11%	1	0.10%	0	0.00%	5	0.11%	0	0.00%
American Indian/Alaskan Native	1	0.03%	2	0.20%	1	0.35%	4	0.08%	0	0.00%
Native Hawaiian/Other Pacific Islander	1	0.03%	0	0.00%	0	0.00%	1	0.02%	0	0.00%
American Indian/Alaskan Native & White	1	0.03%	2	0.20%	0	0.00%	3	0.06%	0	0.00%
Asian & White	0	0.00%	0	0.00%	0	0.00%	0	0.00%	0	0.00%
Black/African American & White	4	0.11%	2	0.20%	0	0.00%	6	0.13%	9	2.23%
Amer. Indian/Alaskan Native & Black/African Amer.	0	0.00%	0	0.00%	0	0.00%	0	0.00%	6	1.49%
Other multi-racial	41	1.18%	13	1.32%	1	0.35%	55	1.16%	4	0.99%
Asian/Pacific Islander (valid until 03-31-04)	5	0.14%	0	0.00%	1	0.35%	6	0.13%	0	0.00%
Hispanic (valid until 03-31-04)	2	0.06%	0	0.00%	1	0.35%	3	0.06%	0	0.00%
Total	3,480		984		287		4,751		403	

Units By Ethnicity

	COUNT	PERCENT	COUNT	PERCENT	COUNT	PERCENT	COUNT	PERCENT	COUNT	PERCENT
Hispanic (valid until 03-31-04)	2		0		1		3		0	
Hispanic/Latino	10		15		1		26		0	
Subtotal	12	0.34%	15	1.52%	2	0.70%	29	0.61%	0	0.00%
Total Responses	3,480		984		287		4,751		403	



Units By Median Income

	RENTAL UNITS		HOMEBUYER UNITS		HOMEOWNER UNITS		TOTAL UNITS		TBRA UNITS *	
	COUNT	PERCENT	COUNT	PERCENT	COUNT	PERCENT	COUNT	PERCENT	COUNT	PERCENT
0 to 30%	1,769	50.85%	55	5.59%	80	27.87%	1,904	40.08%	384	95.29%
30+ to 50%	1,481	42.57%	247	25.10%	89	31.01%	1,817	38.25%	19	4.71%
50+ to 60%	175	5.03%	204	20.73%	51	17.77%	430	9.05%	0	0.00%
60+ to 80%	54	1.55%	478	48.58%	67	23.34%	599	12.61%	0	0.00%
Total	3,479		984		287		4,750		403	

Units By Type of Rental Assistance

	RENTAL UNITS		HOMEBUYER UNITS		HOMEOWNER UNITS		TOTAL UNITS	
	COUNT	PERCENT	COUNT	PERCENT	COUNT	PERCENT	COUNT	PERCENT
Section 8	1,885	54.31%	10	1.03%	0	0.00%	1,895	40.05%
HOME TBRA	12	0.35%	1	0.10%	0	0.00%	13	0.27%
Other Federal, State, or Local Assistance	531	15.30%	13	1.33%	0	0.00%	544	11.50%
No Assistance	1,043	30.05%	950	97.54%	287	100.00%	2,280	48.18%
Total	3,471		974		287		4,732	

Units By Size of Household

	RENTAL UNITS		HOMEBUYER UNITS		HOMEOWNER UNITS		TOTAL UNITS		TBRA UNITS *	
	COUNT	PERCENT	COUNT	PERCENT	COUNT	PERCENT	COUNT	PERCENT	COUNT	PERCENT
1 person	1,361	39.11%	308	31.30%	100	34.84%	1,769	37.23%	267	66.25%
2 persons	869	24.97%	223	22.66%	70	24.39%	1,162	24.46%	66	16.38%
3 persons	645	18.53%	220	22.36%	49	17.07%	914	19.24%	32	7.94%
4 persons	373	10.72%	144	14.63%	38	13.24%	555	11.68%	17	4.22%
5 persons	161	4.63%	51	5.18%	15	5.23%	227	4.78%	10	2.48%
6 persons	53	1.52%	28	2.85%	10	3.48%	91	1.92%	5	1.24%
7 persons	11	0.32%	9	0.91%	4	1.39%	24	0.51%	5	1.24%
8+ persons	7	0.20%	1	0.10%	1	0.35%	9	0.19%	1	0.25%
Total	3,480		984		287		4,751		403	

Units By Type of Household

	RENTAL UNITS		HOMEBUYER UNITS		HOMEOWNER UNITS		TOTAL UNITS		TBRA UNITS *	
	COUNT	PERCENT	COUNT	PERCENT	COUNT	PERCENT	COUNT	PERCENT	COUNT	PERCENT
Single, Non-Elderly	1,104	31.86%	399	40.55%	81	28.42%	1,584	33.46%	255	63.28%
Elderly	454	13.10%	25	2.54%	84	29.47%	563	11.89%	27	6.70%
Single Parent	1,727	49.84%	393	39.94%	51	17.89%	2,171	45.86%	88	21.84%
Two Parents	125	3.61%	121	12.30%	66	23.16%	312	6.59%	9	2.23%
Other	55	1.59%	46	4.67%	3	1.05%	104	2.20%	24	5.96%
Total	3,465		984		285		4,734		403	

* Total count includes open and completed activities



U.S. Department of Housing and Urban Development

Office of Community Planning and Development

Integrated Disbursement and Information System

Status of Open Activities and Activities Completed/Cancelled in the Last Year Activities - Entitlement

CINCINNATI, OH

DATE: 03-29-22

TIME: 15:21

PAGE: 1

IDIS - PR22

Note:

WAED - Written Agreement Execution Date

IFD - Initial Funding Date

Tenure Type	Activity Type	IDIS Activity	Activity Address	Activity Status	Status Date	Total Units	Home Units	Total HH Assisted	Commitment Date	Commitment Date Type	Committed Amount	Drawn Amount	PCT
Rental	NEW CONSTRUCTION	4088	821 Ezzard Charles Dr , Cincinnati OH, 45203	Completed	04/19/21	2	2	N/A	08/15/18	IFD	\$242,276.14	\$242,276.14	100.00%
Rental	NEW CONSTRUCTION	4089	821 Ezzard Charles Dr , Cincinnati OH, 45203	Completed	04/19/21	2	2	N/A	08/06/18	IFD	\$164,477.20	\$164,477.20	100.00%
Rental	NEW CONSTRUCTION	4207	3740 Herron Ave , Cincinnati OH, 45223	Completed	01/19/22	2	2	N/A	03/07/19	WAED	\$213,165.80	\$213,165.80	100.00%
Rental	NEW CONSTRUCTION	4208	3740 Herron Ave , Cincinnati OH, 45223	Completed	01/19/22	2	2	N/A	03/07/19	WAED	\$480,766.96	\$480,766.96	100.00%
Rental	NEW CONSTRUCTION	4209	3740 Herron Ave , Cincinnati OH, 45223	Completed	01/19/22	4	4	N/A	03/07/19	WAED	\$157,018.30	\$157,018.30	100.00%
Rental	NEW CONSTRUCTION	4254	821 Ezzard Charles Dr , Cincinnati OH, 45203	Completed	04/19/21	2	2	N/A	07/25/19	IFD	\$104,349.32	\$104,349.32	100.00%
Rental	NEW CONSTRUCTION	4328	1505 Vine St , Cincinnati OH, 45202	Open	03/17/22	7	7	N/A	12/20/19	WAED	\$1,173,483.02	\$912,302.29	77.74%
Rental	NEW CONSTRUCTION	4534	3501 Reading Rd , Cincinnati OH, 45229	Final Draw	03/17/22	0	0	N/A	07/01/21	WAED	\$2,977.43	\$2,977.43	100.00%
Rental	NEW CONSTRUCTION	4537	843 Oak St , Cincinnati OH, 45206	Final Draw	03/17/22	0	0	N/A	07/30/21	WAED	\$1,013.25	\$1,013.25	100.00%
Rental	REHABILITATION	4199	5615 Madison Rd , Cincinnati OH, 45227	Final Draw	10/22/21	0	0	N/A	02/25/19	WAED	\$519,871.78	\$519,871.78	100.00%
Rental	REHABILITATION	4245	1004 Chapel St , Cincinnati OH, 45206	Final Draw	03/17/22	0	0	N/A	06/17/19	WAED	\$1,027,984.53	\$1,027,984.53	100.00%
Rental	REHABILITATION	4305	1817 Logan St , Cincinnati OH, 45202	Final Draw	03/17/22	0	0	N/A	10/21/19	WAED	\$987,500.00	\$987,500.00	100.00%
Rental	REHABILITATION	4530	4145 Apple St , Cincinnati OH, 45223	Open	03/17/22	10	10	N/A	06/11/21	WAED	\$1,066,349.89	\$26,871.21	2.52%
Rental	REHABILITATION	4535	2122 Saint Michael St , Cincinnati OH, 45204	Open	03/17/22	0	0	N/A	07/29/21	WAED	\$1,002,385.09	\$291,939.01	29.12%
Rental	REHABILITATION	4606	5906 Hamilton Ave 6060 Hamilton , Cincinnati OH, 45224	Final Draw	03/17/22	7	7	N/A	12/09/21	WAED	\$426.66	\$426.66	100.00%
Rental	ACQUISITION AND NEW CONSTRUCTION	4091	929 E McMillan St , Cincinnati OH, 45206	Completed	04/19/21	2	2	N/A	07/05/18	IFD	\$148,140.44	\$148,140.44	100.00%
Rental	ACQUISITION AND NEW CONSTRUCTION	4092	929 E McMillan St , Cincinnati OH, 45206	Completed	04/19/21	2	2	N/A	07/05/18	IFD	\$292,022.57	\$292,022.57	100.00%
Rental	ACQUISITION AND NEW CONSTRUCTION	4094	929 E McMillan St , Cincinnati OH, 45206	Completed	04/19/21	39	2	N/A	07/05/18	IFD	\$6,381.69	\$6,381.69	100.00%
Rental	ACQUISITION AND NEW CONSTRUCTION	4095	929 E McMillan St , Cincinnati OH, 45206	Completed	04/19/21	1	1	N/A	07/05/18	IFD	\$84,980.72	\$84,980.72	100.00%
Rental	ACQUISITION AND NEW CONSTRUCTION	4351	1602 Pleasant St , Cincinnati OH, 45202	Final Draw	03/17/22	10	10	N/A	06/11/20	WAED	\$746,016.05	\$746,016.05	100.00%
Homebuyer	NEW CONSTRUCTION	3914	5919 Piqua Ave , Cincinnati OH, 45224	Final Draw	05/18/20	1	1	N/A	07/14/17	WAED	\$45,608.60	\$45,608.60	100.00%
Homebuyer	NEW CONSTRUCTION	4211	5925 Piqua Ave , Cincinnati OH, 45224	Final Draw	07/06/21	0	0	N/A	07/19/17	WAED	\$7,661.07	\$7,661.07	100.00%
Homebuyer	ACQUISITION ONLY	4143	7988 Stillwell Rd , Cincinnati OH, 45237	Final Draw	06/23/14	1	1	N/A	01/17/19	WAED	\$4,996.00	\$4,996.00	100.00%
Homebuyer	ACQUISITION ONLY	4212	5774 Colerain Ave , Cincinnati OH, 45239	Final Draw	06/24/19	1	1	N/A	04/09/19	WAED	\$3,845.00	\$3,845.00	100.00%
Homebuyer	ACQUISITION ONLY	4322	2973 Aquadale Ln , Cincinnati OH, 45211	Completed	01/18/22	1	1	N/A	12/05/19	WAED	\$3,850.00	\$3,850.00	100.00%
Homebuyer	ACQUISITION ONLY	4346	1230 Gilsey Ave , Cincinnati OH, 45205	Completed	01/18/22	1	1	N/A	04/23/20	WAED	\$5,000.00	\$5,000.00	100.00%



U.S. Department of Housing and Urban Development

Office of Community Planning and Development

Integrated Disbursement and Information System

Status of Open Activities and Activities Completed/Cancelled in the Last Year Activities - Entitlement

CINCINNATI, OH

DATE: 03-29-22

TIME: 15:21

PAGE: 2

IDIS - PR22

Note:

WAED - Written Agreement Execution Date

IFD - Initial Funding Date

Tenure Type	Activity Type	IDIS Activity	Activity Address	Activity Status	Status Date	Total Units	Home Units	Total HH Assisted	Commitment Date	Commitment Date Type	Committed Amount	Drawn Amount	PCT
Homebuyer	ACQUISITION ONLY	4360	1645 Iliff Ave , Cincinnati OH, 45205	Completed	01/18/22	1	1	N/A	09/24/20	WAED	\$5,000.00	\$5,000.00	100.00%
Homebuyer	ACQUISITION ONLY	4395	2649 Montana Ave , Cincinnati OH, 45211	Completed	01/18/22	1	1	N/A	12/01/20	WAED	\$5,000.00	\$5,000.00	100.00%
Homebuyer	ACQUISITION ONLY	4413	3071 Veazey Ave , Cincinnati OH, 45238	Completed	01/18/22	1	1	N/A	12/22/20	WAED	\$5,000.00	\$5,000.00	100.00%
Homebuyer	ACQUISITION ONLY	4414	941 Seibel Ln , Cincinnati OH, 45238	Completed	01/18/22	1	1	N/A	12/22/20	WAED	\$5,000.00	\$5,000.00	100.00%
Homebuyer	ACQUISITION ONLY	4435	1619 1st Ave , Cincinnati OH, 45205	Completed	01/18/22	1	1	N/A	12/23/20	WAED	\$4,005.00	\$4,005.00	100.00%
Homebuyer	ACQUISITION ONLY	4454	2619 Kipling Ave , Cincinnati OH, 45239	Completed	01/18/22	1	1	N/A	01/15/21	WAED	\$4,680.00	\$4,680.00	100.00%
Homebuyer	ACQUISITION ONLY	4456	1227 Gilsey Ave , Cincinnati OH, 45205	Completed	01/18/22	1	1	N/A	01/22/21	WAED	\$5,000.00	\$5,000.00	100.00%
Homebuyer	ACQUISITION ONLY	4510	1887 Sunnybrook Dr , Cincinnati OH, 45237	Completed	01/18/22	1	1	N/A	03/19/21	WAED	\$5,000.00	\$5,000.00	100.00%
Homebuyer	ACQUISITION ONLY	4513	5203 Laconia Ave , Cincinnati OH, 45237	Final Draw	07/06/21	1	1	N/A	06/25/21	IFD	\$5,000.00	\$5,000.00	100.00%
Homebuyer	ACQUISITION ONLY	4529	5745 Kenneth Ave , Cincinnati OH, 45224	Completed	01/18/22	1	1	N/A	06/07/21	WAED	\$5,000.00	\$5,000.00	100.00%
Homebuyer	ACQUISITION ONLY	4574	6504 Chandler St , Cincinnati OH, 45227	Completed	01/18/22	1	1	N/A	11/02/21	WAED	\$5,000.00	\$5,000.00	100.00%
Homebuyer	ACQUISITION ONLY	4575	3318 Felicity Dr , Cincinnati OH, 45211	Completed	01/18/22	1	1	N/A	11/02/21	WAED	\$5,000.00	\$5,000.00	100.00%
Homebuyer	ACQUISITION ONLY	4579	906 Kreis Ln , Cincinnati OH, 45205	Final Draw	03/17/22	1	1	N/A	11/29/21	WAED	\$5,000.00	\$5,000.00	100.00%
Homebuyer	ACQUISITION ONLY	4596	24 Hartwell Ct , Cincinnati OH, 45216	Final Draw	03/17/22	1	1	N/A	12/07/21	WAED	\$4,600.00	\$4,600.00	100.00%
Homebuyer	ACQUISITION ONLY	4616	3354 Gerold Dr , Cincinnati OH, 45238	Final Draw	03/17/22	1	1	N/A	01/18/22	WAED	\$5,000.00	\$5,000.00	100.00%
Homebuyer	ACQUISITION ONLY	4634	1632 Gilsey Ave , Cincinnati OH, 45205	Open	03/03/22	1	1	N/A	02/23/22	WAED	\$4,770.00	\$0.00	0.00%
Homebuyer	ACQUISITION AND REHABILITATION	3438	4112 Azalea Ave , Cincinnati OH, 45227	Completed	04/19/21	1	1	N/A	03/19/14	IFD	\$22,000.00	\$22,000.00	100.00%
Homebuyer	ACQUISITION AND NEW CONSTRUCTION	3916	1208 Cedar Ave , Cincinnati OH, 45224	Completed	07/27/21	2	2	N/A	12/11/15	WAED	\$129,925.06	\$129,925.06	100.00%



U.S. Department of Housing and Urban Development
Office of Community Planning and Development
Integrated Disbursement and Information System
CDBG Summary of Accomplishments
Program Year: 2021

DATE: 03-28-22
TIME: 11:08
PAGE: 1

CINCINNATI

Count of CDBG Activities with Disbursements by Activity Group & Matrix Code

Activity Group	Activity Category	Open Count	Open Activities Disbursed	Completed Count	Completed Activities Disbursed	Program Year Count	Total Activities Disbursed
Acquisition	Acquisition of Real Property (01)	6	\$4,027.38	0	\$0.00	6	\$4,027.38
	Clearance and Demolition (04)	7	\$331,821.77	0	\$0.00	7	\$331,821.77
	Relocation (08)	1	\$5,775.49	0	\$0.00	1	\$5,775.49
	Total Acquisition	14	\$341,624.64	0	\$0.00	14	\$341,624.64
Economic Development	Rehab; Publicly or Privately-Owned Commercial/Industrial (14E)	4	\$537,210.59	0	\$0.00	4	\$537,210.59
	CI Building Acquisition, Construction, Rehabilitation (17C)	23	\$422,367.21	3	\$557.59	26	\$422,924.80
	Micro-Enterprise Assistance (18C)	3	\$0.00	3	\$0.00	6	\$0.00
	Total Economic Development	30	\$959,577.80	6	\$557.59	36	\$960,135.39
Housing	Rehab; Single-Unit Residential (14A)	5	\$46,926.46	21	\$1,488,870.18	26	\$1,535,796.64
	Rehab; Multi-Unit Residential (14B)	8	\$1,414,671.27	11	\$205,940.64	19	\$1,620,611.91
	Public Housing Modernization (14C)	1	\$4,000,000.00	0	\$0.00	1	\$4,000,000.00
	Rehabilitation Administration (14H)	4	\$0.00	0	\$0.00	4	\$0.00
	Code Enforcement (15)	2	\$259,450.87	2	\$0.00	4	\$259,450.87
	Total Housing	20	\$5,721,048.60	34	\$1,694,810.82	54	\$7,415,859.42
Public Facilities and Improvements	Homeless Facilities (not operating costs) (03C)	2	\$0.00	0	\$0.00	2	\$0.00
	Parks, Recreational Facilities (03F)	6	\$5,022.75	4	\$87,105.19	10	\$92,127.94
	Street Improvements (03K)	1	\$453.98	1	\$0.00	2	\$453.98
	Non-Residential Historic Preservation (16B)	0	\$0.00	2	\$0.00	2	\$0.00
	Total Public Facilities and Improvements	9	\$5,476.73	7	\$87,105.19	16	\$92,581.92
Public Services	Operating Costs of Homeless/AIDS Patients Programs (03T)	7	\$311,416.46	0	\$0.00	7	\$311,416.46
	Senior Services (05A)	3	\$94,279.72	0	\$0.00	3	\$94,279.72
	Legal Services (05C)	8	\$389,117.70	3	\$48,489.73	11	\$437,607.43
	Youth Services (05D)	0	\$0.00	6	\$93,579.15	6	\$93,579.15
	Substance Abuse Services (05F)	2	\$68,800.00	0	\$0.00	2	\$68,800.00
	Employment Training (05H)	31	\$2,221,972.92	14	\$636,916.84	45	\$2,858,889.76
	Crime Awareness (05I)	5	\$289,057.72	0	\$0.00	5	\$289,057.72



U.S. Department of Housing and Urban Development
Office of Community Planning and Development
Integrated Disbursement and Information System
CDBG Summary of Accomplishments
Program Year: 2021

DATE: 03-28-22
TIME: 11:08
PAGE: 2

CINCINNATI

Activity Group	Activity Category	Open Count	Open Activities Disbursed	Completed Count	Completed Activities Disbursed	Program Year Count	Total Activities Disbursed
Public Services	Fair Housing Activities (if CDBG, then subject to 15% cap) (05J)	0	\$0.00	3	\$165,527.15	3	\$165,527.15
	Child Care Services (05L)	2	\$10,000.00	0	\$0.00	2	\$10,000.00
	Health Services (05M)	3	\$749,483.24	2	\$6,500.00	5	\$755,983.24
	Mental Health Services (05O)	6	\$296,351.54	0	\$0.00	6	\$296,351.54
	Subsistence Payment (05Q)	1	\$165,329.41	1	\$0.00	2	\$165,329.41
	Housing Counseling only, under 24 CFR 5.100 (05U)	0	\$0.00	2	\$331.92	2	\$331.92
	Total Public Services	68	\$4,595,808.71	31	\$951,344.79	99	\$5,547,153.50
General Administration and Planning	General Program Administration (21A)	4	\$2,446,727.50	0	\$0.00	4	\$2,446,727.50
	Total General Administration and Planning	4	\$2,446,727.50	0	\$0.00	4	\$2,446,727.50
Other	CDBG Non-profit Organization Capacity Building (19C)	1	\$4,080.14	6	\$428,825.54	7	\$432,905.68
	Total Other	1	\$4,080.14	6	\$428,825.54	7	\$432,905.68
Repayment of Section 108 Loans	Planned Repayment of Section 108 Loan Principal (19F)	3	\$553,416.87	0	\$0.00	3	\$553,416.87
	Payment of interest on Section 108 loans (24A)	1	\$0.00	0	\$0.00	1	\$0.00
	Total Repayment of Section 108 Loans	4	\$553,416.87	0	\$0.00	4	\$553,416.87
Grand Total		150	\$14,627,760.99	84	\$3,162,643.93	234	\$17,790,404.92



U.S. Department of Housing and Urban Development
Office of Community Planning and Development
Integrated Disbursement and Information System
CDBG Summary of Accomplishments
Program Year: 2021

DATE: 03-28-22
TIME: 11:08
PAGE: 3

CINCINNATI

CDBG Sum of Actual Accomplishments by Activity Group and Accomplishment Type

Activity Group	Matrix Code	Accomplishment Type	Open Count	Completed Count	Program Year Totals
Acquisition	Acquisition of Real Property (01)	Housing Units	0	0	0
	Clearance and Demolition (04)	Housing Units	1,351	0	1,351
		Business	41	0	41
	Relocation (08)	Households	119	0	119
	Total Acquisition		1,511	0	1,511
Economic Development	Rehab; Publicly or Privately-Owned Commercial/Industrial (14E)	Business	1,030	0	1,030
	CI Building Acquisition, Construction, Rehabilitation (17C)	Business	5	1	6
		Jobs	0	0	0
	Micro-Enterprise Assistance (18C)	Business	74	0	74
	Total Economic Development		1,109	1	1,110
Housing	Rehab; Single-Unit Residential (14A)	Housing Units	166	1,565	1,731
	Rehab; Multi-Unit Residential (14B)	Housing Units	39	151	190
	Public Housing Modernization (14C)	Housing Units	247	0	247
	Rehabilitation Administration (14H)	Housing Units	0	0	0
	Code Enforcement (15)	Housing Units	593,200	276,210	869,410
	Total Housing		593,652	277,926	871,578
Public Facilities and Improvements	Homeless Facilities (not operating costs) (03C)	Public Facilities	235	0	235
	Parks, Recreational Facilities (03F)	Public Facilities	14,675	15,395	30,070
	Street Improvements (03K)	Persons	0	1,245	1,245
	Non-Residential Historic Preservation (16B)	Organizations	0	0	0
		Business	0	3	3
	Total Public Facilities and Improvements		14,910	16,643	31,553
Public Services	Operating Costs of Homeless/AIDS Patients Programs (03T)	Persons	0	0	0
	Senior Services (05A)	Persons	0	0	0
	Legal Services (05C)	Persons	1,253	435	1,688
	Youth Services (05D)	Persons	0	389	389
	Substance Abuse Services (05F)	Persons	0	0	0
	Employment Training (05H)	Persons	452	712	1,164
	Crime Awareness (05I)	Persons	0	0	0
	Fair Housing Activities (if CDBG, then subject to 15% cap) (05J)	Persons	0	4,219	4,219



U.S. Department of Housing and Urban Development
Office of Community Planning and Development
Integrated Disbursement and Information System
CDBG Summary of Accomplishments
Program Year: 2021

DATE: 03-28-22
TIME: 11:08
PAGE: 4

CINCINNATI					
Activity Group	Matrix Code	Accomplishment Type	Open Count	Completed Count	Program Year Totals
Public Services	Child Care Services (05L)	Persons	0	0	0
	Health Services (05M)	Persons	3,210	5,875	9,085
	Mental Health Services (05O)	Persons	0	0	0
	Subsistence Payment (05Q)	Persons	88	19	107
	Housing Counseling only, under 24 CFR 5.100 (05U)	Persons	0	93	93
	Total Public Services		5,003	11,742	16,745
Other	CDBG Non-profit Organization Capacity Building (19C)	Organizations	0	1,218,260	1,218,260
	Total Other		0	1,218,260	1,218,260
Grand Total			616,185	1,524,572	2,140,757



U.S. Department of Housing and Urban Development
Office of Community Planning and Development
Integrated Disbursement and Information System
CDBG Summary of Accomplishments
Program Year: 2021

DATE: 03-28-22
TIME: 11:08
PAGE: 5

CINCINNATI

CDBG Beneficiaries by Racial / Ethnic Category

Housing-Non Housing	Race	Total Persons		Total Hispanic Persons Total Households		Total Hispanic Households
Housing	White	0	0	331	0	0
	Black/African American	0	0	1,491	0	0
	Black/African American & White	0	0	16	0	0
	Amer. Indian/Alaskan Native & Black/African Amer.	0	0	2	0	0
	Other multi-racial	0	0	321	6	6
	Total Housing	0	0	2,161	6	6
Non Housing	White	1,590	23	16	1	1
	Black/African American	5,323	8	103	0	0
	Asian	17	0	0	0	0
	American Indian/Alaskan Native	13	0	0	0	0
	Native Hawaiian/Other Pacific Islander	3	0	0	0	0
	American Indian/Alaskan Native & White	211	172	0	0	0
	Asian & White	3	0	0	0	0
	Black/African American & White	58	9	0	0	0
	Amer. Indian/Alaskan Native & Black/African Amer.	5	0	0	0	0
	Other multi-racial	746	37	0	0	0
	Total Non Housing	7,969	249	119	1	1
Grand Total	White	1,590	23	347	1	1
	Black/African American	5,323	8	1,594	0	0
	Asian	17	0	0	0	0
	American Indian/Alaskan Native	13	0	0	0	0
	Native Hawaiian/Other Pacific Islander	3	0	0	0	0
	American Indian/Alaskan Native & White	211	172	0	0	0
	Asian & White	3	0	0	0	0
	Black/African American & White	58	9	16	0	0
	Amer. Indian/Alaskan Native & Black/African Amer.	5	0	2	0	0
	Other multi-racial	746	37	321	6	6
	Total Grand Total	7,969	249	2,280	7	7



U.S. Department of Housing and Urban Development
Office of Community Planning and Development
Integrated Disbursement and Information System
CDBG Summary of Accomplishments
Program Year: 2021

DATE: 03-28-22
TIME: 11:08
PAGE: 6

CINCINNATI

CDBG Beneficiaries by Income Category

	Income Levels	Owner Occupied	Renter Occupied	Persons
Housing	Extremely Low ($\leq 30\%$)	512	1	0
	Low ($>30\%$ and $\leq 50\%$)	388	2	0
	Mod ($>50\%$ and $\leq 80\%$)	0	3	0
	Total Low-Mod	900	6	0
	Non Low-Mod ($>80\%$)	0	4	0
	Total Beneficiaries	900	10	0
Non Housing	Extremely Low ($\leq 30\%$)	2	0	970
	Low ($>30\%$ and $\leq 50\%$)	0	0	391
	Mod ($>50\%$ and $\leq 80\%$)	0	0	140
	Total Low-Mod	2	0	1,501
	Non Low-Mod ($>80\%$)	0	0	3
	Total Beneficiaries	2	0	1,504



U.S. Department of Housing and Urban Development
Office of Community Planning and Development
Integrated Disbursement and Information System
HOME Summary of Accomplishments

DATE: 03-28-22
TIME: 11:10
PAGE: 1

Program Year: 2021
Start Date 01-Jan-2021 - End Date 31-Dec-2021
CINCINNATI
Home Disbursements and Unit Completions

Activity Type	Disbursed Amount	Units Completed	Units Occupied
Rentals			
	\$1,042,628.08	13	13
First Time Homebuyers			
	\$204,775.06	14	14
Total, Rentals and TBRA			
	\$1,042,628.08	13	13
Total, Homebuyers and Homeowners			
	\$204,775.06	14	14
Grand Total	\$1,247,403.14	27	27



U.S. Department of Housing and Urban Development
Office of Community Planning and Development
Integrated Disbursement and Information System
HOME Summary of Accomplishments

DATE: 03-28-22
TIME: 11:10
PAGE: 2

Program Year: 2021

Start Date 01-Jan-2021 - End Date 31-Dec-2021

CINCINNATI

Home Unit Completions by Percent of Area Median Income

Activity Type						Units Completed	
	0% - 30%	31% - 50%	51% - 60%	61% - 80%	Total 0% - 60%	Total 0% - 80%	
Rentals	6	7	0	0	13	13	
First Time Homebuyers	1	3	4	6	8	14	
Total, Rentals and TBRA	6	7	0	0	13	13	
Total, Homebuyers and Homeowners	1	3	4	6	8	14	
Grand Total	7	10	4	6	21	27	

Home Unit Reported As Vacant

Activity Type	Reported as Vacant
Rentals	0
First Time Homebuyers	0
Total, Rentals and TBRA	0
Total, Homebuyers and Homeowners	0
Grand Total	0



U.S. Department of Housing and Urban Development
Office of Community Planning and Development
Integrated Disbursement and Information System
HOME Summary of Accomplishments

DATE: 03-28-22
TIME: 11:10
PAGE: 3

Program Year: 2021

Start Date 01-Jan-2021 - End Date 31-Dec-2021

CINCINNATI

Home Unit Completions by Racial / Ethnic Category

	Rentals		First Time Homebuyers	
	Units Completed	Units Completed - Hispanics	Units Completed	Units Completed - Hispanics
White	5	0	1	0
Black/African American	8	0	13	0
Total	13	0	14	0

	Total, Rentals and TBRA		Total, Homebuyers and Homeowners		Grand Total	
	Units Completed	Units Completed - Hispanics	Units Completed	Units Completed - Hispanics	Units Completed	Units Completed - Hispanics
White	5	0	1	0	6	0
Black/African American	8	0	13	0	21	0
Total	13	0	14	0	27	0



{Prompted Grantee} = 28900:CINCINNATI

Funds Not Subgranted To CHDOS

				Balance to
Fiscal Year	PJ Name		Fund Type	Subgrant
2021	CINCINNATI	CO	CHDO OPERATING EXPENSES	\$136,896.00
		CR	CHDO RESERVE	\$410,688.75
Total For 2021 Funds (CR+CC+CL)				\$410,688.75
Total For 2021 Funds (CO)				\$136,896.00

Funds Subgranted To CHDOS

Funds Subgranted To CHDOS						Balance			
				Amount	Amount	to	%	Amount	%
Fiscal Year	PJ Name	CHDO Name	Fund Type	Subgranted	Committed	Commit	Committed	Disbursed	Disbursed
2020	CINCINNATI	OVER-THE-RHINE COMMUNITY HOUSING	CO	\$24,577.24	\$24,577.24	\$0.00	100.0%	\$24,577.24	100.0%
			CR	\$135,182.42	\$135,182.42	\$0.00	100.0%	\$0.00	0.0%
			CO	\$24,577.24	\$24,577.24	\$0.00	100.0%	\$24,577.24	100.0%
			CR	\$135,182.42	\$135,182.42	\$0.00	100.0%	\$0.00	0.0%
			Fund Type Total for 2020						

Funds Not Subgranted To CHDOS

Fiscal Year	PJ Name	Fund Type	Balance to Subgrant
2020	CINCINNATI	CR	CHDO RESERVE
Total For 2020 Funds (CR+CC+CL)			\$422,545.05
Total For 2020 Funds (CO)			\$24,577.24

Funds Subgranted To CHDOS

Funds Subgranted To CHDOS				Balance					
				Amount	Amount	to	%	Amount	%
Fiscal Year	PJ Name	CHDO Name	Fund Type	Subgranted	Committed	Commit	Committed	Disbursed	Disbursed
2019	CINCINNATI	OVER-THE-RHINE COMMUNITY	CO	\$104,220.41	\$102,843.09	\$1,377.32	98.7%	\$102,843.09	100.0%
		HOUSING	CR	\$401,359.20	\$401,359.20	\$0.00	100.0%	\$0.00	0.0%
		PRICE HILL WILL	CO	\$8,251.09	\$8,251.09	\$0.00	100.0%	\$8,251.09	100.0%
		WORKING IN NEIGHBORHOODS	CO	\$21,314.69	\$21,314.69	\$0.00	100.0%	\$21,314.69	100.0%
			CO	\$133,786.19	\$132,408.87	\$1,377.32	99.0%	\$132,408.87	100.0%
	Fund Type Total for 2019	CR	\$401,359.20	\$401,359.20	\$0.00	100.0%	\$0.00	0.0%	
Total For 2019 Funds (CR+CC+CL)				\$401,359.20					
Total For 2019 Funds (CO)				\$133,786.19					



{Prompted Grantee} = 28900:CINCINNATI

Funds Subgranted To CHDOS

Funds Subgranted To CHDOS				Balance					
Fiscal Year	PJ Name	CHDO Name	Fund Type	Amount Subgranted	Amount Committed	to Commit	% Committed	Amount Disbursed	% Disbursed
2018	CINCINNATI	CINCINNATI NORTHSIDE COMMUNITY URBAN REDEVELOPMENT CORP.	CO	\$53,430.35	\$53,430.35	\$0.00	100.0%	\$53,430.35	100.0%
		OVER-THE-RHINE COMMUNITY HOUSING	CO	\$17,413.78	\$17,413.78	\$0.00	100.0%	\$17,413.78	100.0%
		PRICE HILL WILL	CR	\$429,145.50	\$429,145.50	\$0.00	100.0%	\$255,241.04	59.5%
		WORKING IN NEIGHBORHOODS	CO	\$41,785.56	\$41,785.56	\$0.00	100.0%	\$41,785.56	100.0%
			CO	\$30,418.81	\$30,418.81	\$0.00	100.0%	\$30,418.81	100.0%
			CO	\$143,048.50	\$143,048.50	\$0.00	100.0%	\$143,048.50	100.0%
			CR	\$429,145.50	\$429,145.50	\$0.00	100.0%	\$255,241.04	59.5%
Fund Type Total for 2018									
Total For 2018 Funds (CR+CC+CL)				\$429,145.50					
Total For 2018 Funds (CO)				\$143,048.50					

Funds Subgranted To CHDOS

Funds Subgranted To CHDOS				Balance					
				Amount	Amount	to	%	Amount	%
Fiscal Year	PJ Name	CHDO Name	Fund Type	Subgranted	Committed	Commit	Committed	Disbursed	Disbursed
2017	CINCINNATI	CINCINNATI NORTHSIDE COMMUNITY URBAN REDEVELOPMENT CORP.	CO	\$7,559.92	\$7,559.92	\$0.00	100.0%	\$7,559.92	100.0%
		OVER-THE-RHINE COMMUNITY HOUSING	CO	\$22,426.88	\$22,426.88	\$0.00	100.0%	\$22,426.88	100.0%
			CR	\$322,654.05	\$322,654.05	\$0.00	100.0%	\$322,654.05	100.0%
		PRICE HILL WILL	CO	\$36,146.00	\$36,146.00	\$0.00	100.0%	\$36,146.00	100.0%
		WORKING IN NEIGHBORHOODS	CO	\$36,146.00	\$36,146.00	\$0.00	100.0%	\$36,146.00	100.0%
			CO	\$102,278.80	\$102,278.80	\$0.00	100.0%	\$102,278.80	100.0%
			CR	\$322,654.05	\$322,654.05	\$0.00	100.0%	\$322,654.05	100.0%
	Fund Type Total for 2017								
Total For 2017 Funds (CR+CC+CL)				\$322,654.05					
Total For 2017 Funds (CO)				\$102,278.80					



{Prompted Grantee} = 28900:CINCINNATI

Funds Subgranted To CHDOS

				Amount	Amount	Balance	%	Amount	%
Fiscal Year	PJ Name	CHDO Name	Fund Type	Subgranted	Committed	to Commit	Committed	Disbursed	Disbursed
2016	CINCINNATI	CINCINNATI NORTHSIDE COMMUNITY URBAN REDEVELOPMENT CORP.	CO	\$1.40	\$1.40	\$0.00	100.0%	\$1.40	100.0%
		OVER-THE-RHINE COMMUNITY HOUSING	CO	\$7,906.00	\$7,906.00	\$0.00	100.0%	\$7,906.00	100.0%
			CR	\$366,400.00	\$366,400.00	\$0.00	100.0%	\$366,400.00	100.0%
			CO	\$7,907.40	\$7,907.40	\$0.00	100.0%	\$7,907.40	100.0%
			CR	\$366,400.00	\$366,400.00	\$0.00	100.0%	\$366,400.00	100.0%
Fund Type Total for 2016									
Total For 2016 Funds (CR+CC+CL)				\$366,400.00					
Total For 2016 Funds (CO)				\$7,907.40					

Funds Subgranted To CHDOS

				Amount	Amount	Balance	%	Amount	%
Fiscal Year	PJ Name	CHDO Name	Fund Type	Subgranted	Committed	to Commit	Committed	Disbursed	Disbursed
2015	CINCINNATI	CINCINNATI NORTHSIDE COMMUNITY URBAN REDEVELOPMENT CORP.	CO	\$13,180.00	\$13,180.00	\$0.00	100.0%	\$13,180.00	100.0%
		CORNERSTONE CORPORATION FOR SHARED EQUITY	CO	\$10,983.00	\$10,983.00	\$0.00	100.0%	\$10,983.00	100.0%
		OVER-THE-RHINE COMMUNITY HOUSING	CO	\$26,360.00	\$26,360.00	\$0.00	100.0%	\$26,360.00	100.0%
			CR	\$122,154.34	\$122,154.34	\$0.00	100.0%	\$122,154.34	100.0%
		PRICE HILL WILL	CO	\$14,937.00	\$14,937.00	\$0.00	100.0%	\$14,937.00	100.0%
		WALNUT HILL REDEVELOPMENT	CO	\$19,770.00	\$19,770.00	\$0.00	100.0%	\$19,770.00	100.0%
		WORKING IN NEIGHBORHOODS	CO	\$11,852.00	\$11,852.00	\$0.00	100.0%	\$11,852.00	100.0%
			CR	\$187,343.46	\$88,592.64	\$98,750.82	47.3%	\$88,592.64	100.0%
			CO	\$97,082.00	\$97,082.00	\$0.00	100.0%	\$97,082.00	100.0%
			CR	\$309,497.80	\$210,746.98	\$98,750.82	68.1%	\$210,746.98	100.0%
Fund Type Total for 2015									
Total For 2015 Funds (CR+CC+CL)				\$309,497.80					
Total For 2015 Funds (CO)				\$97,082.00					



{Prompted Grantee} = 28900:CINCINNATI

Funds Subgranted To CHDOS

Funds Subgranted To CHDOS				Balance					
				Amount	Amount	to	%	Amount	%
Fiscal Year	PJ Name	CHDO Name	Fund Type	Subgranted	Committed	Commit	Committed	Disbursed	Disbursed
2014	CINCINNATI	CINCINNATI NORTHSIDE	CO	\$14,442.38	\$14,442.38	\$0.00	100.0%	\$14,442.38	100.0%
		COMMUNITY URBAN	CR	\$60,963.78	\$60,963.78	\$0.00	100.0%	\$60,963.78	100.0%
		REDEVELOPMENT CORP.	CO						
		CORNERSTONE CORPORATION	CO	\$11,569.20	\$11,569.20	\$0.00	100.0%	\$11,569.20	100.0%
		FOR SHARED EQUITY							
		OVER-THE-RHINE COMMUNITY	CO	\$28,466.35	\$28,466.35	\$0.00	100.0%	\$28,466.35	100.0%
		HOUSING	CR	\$74,542.49	\$74,542.49	\$0.00	100.0%	\$74,542.49	100.0%
		PRICE HILL WILL	CO	\$17,353.80	\$17,353.80	\$0.00	100.0%	\$17,353.80	100.0%
		WALNUT HILL REDEVELOPMENT	CO	\$10,740.27	\$10,740.27	\$0.00	100.0%	\$10,740.27	100.0%
		WORKING IN NEIGHBORHOODS	CO	\$22,380.00	\$22,380.00	\$0.00	100.0%	\$22,380.00	100.0%
		CR	\$179,350.33	\$179,350.33	\$0.00	100.0%	\$179,350.33	100.0%	
		CO	\$104,952.00	\$104,952.00	\$0.00	100.0%	\$104,952.00	100.0%	
	Fund Type Total for 2014		CR	\$314,856.60	\$314,856.60	\$0.00	100.0%	\$314,856.60	100.0%
Total For 2014 Funds (CR+CC+CL)				\$314,856.60					
Total For 2014 Funds (CO)				\$104,952.00					

Funds Subgranted To CHDOS

Funds Subgranted To CHDOS				Balance							
Fiscal Year	PJ Name	CHDO Name	Fund Type	Amount Subgranted	Amount Committed	to Commit	% Committed	Amount Disbursed	% Disbursed		
2013	CINCINNATI	CINCINNATI NORTHSIDE COMMUNITY URBAN REDEVELOPMENT CORP.	CO	\$8,450.00	\$8,450.00	\$0.00	100.0%	\$8,450.00	100.0%		
		CORNERSTONE CORPORATION FOR SHARED EQUITY	CO	\$8,450.00	\$8,450.00	\$0.00	100.0%	\$8,450.00	100.0%		
		OVER-THE-RHINE COMMUNITY HOUSING	CO	\$12,675.00	\$12,675.00	\$0.00	100.0%	\$12,675.00	100.0%		
			CR	\$315,000.00	\$315,000.00	\$0.00	100.0%	\$315,000.00	100.0%		
		PRICE HILL WILL	CO	\$12,675.00	\$12,675.00	\$0.00	100.0%	\$12,675.00	100.0%		
		WALNUT HILL REDEVELOPMENT	CO	\$5,056.40	\$5,056.40	\$0.00	100.0%	\$5,056.40	100.0%		
		WORKING IN NEIGHBORHOODS	CO	\$10,562.00	\$10,562.00	\$0.00	100.0%	\$10,562.00	100.0%		
		Fund Type Total for 2013			CO	\$57,868.40	\$57,868.40	\$0.00	100.0%	\$57,868.40	100.0%
					CR	\$315,000.00	\$315,000.00	\$0.00	100.0%	\$315,000.00	100.0%
Total For 2013 Funds (CR+CC+CL)				\$315,000.00							
Total For 2013 Funds (CO)				\$57,868.40							



{Prompted Grantee} = 28900:CINCINNATI

Funds Subgranted To CHDOS

Funds Subgranted To CHDOS				Balance					
				Amount	Amount	to	%	Amount	%
Fiscal Year	PJ Name	CHDO Name	Fund Type	Subgranted	Committed	Commit	Committed	Disbursed	Disbursed
2012	CINCINNATI	CINCINNATI HOUSING PARTNERS	CO	\$18,515.88	\$18,515.88	\$0.00	100.0%	\$18,515.88	100.0%
		CINCINNATI NORTHSIDE	CO						
		COMMUNITY URBAN		\$16,040.95	\$16,040.95	\$0.00	100.0%	\$16,040.95	100.0%
		REDEVELOPMENT CORP.							
		CORNERSTONE CORPORATION	CO	\$10,310.00	\$10,310.00	\$0.00	100.0%	\$10,310.00	100.0%
		FOR SHARED EQUITY							
		OVER-THE-RHINE COMMUNITY	CO	\$26,472.87	\$26,472.87	\$0.00	100.0%	\$26,472.87	100.0%
		HOUSING	CR	\$600,000.00	\$600,000.00	\$0.00	100.0%	\$600,000.00	100.0%
		PRICE HILL WILL	CO	\$16,073.15	\$16,073.15	\$0.00	100.0%	\$16,073.15	100.0%
		WORKING IN NEIGHBORHOODS	CO	\$22,862.00	\$22,862.00	\$0.00	100.0%	\$22,862.00	100.0%
			CO	\$110,274.85	\$110,274.85	\$0.00	100.0%	\$110,274.85	100.0%
	Fund Type Total for 2012		CR	\$600,000.00	\$600,000.00	\$0.00	100.0%	\$600,000.00	100.0%
Total For 2012 Funds (CR+CC+CL)				\$600,000.00					
Total For 2012 Funds (CO)				\$110,274.85					

Funds Subgranted To CHDOS

Funds Subgranted To CHDOS				Balance					
				Amount	Amount	to	%	Amount	%
Fiscal Year	PJ Name	CHDO Name	Fund Type	Subgranted	Committed	Commit	Committed	Disbursed	Disbursed
2011	CINCINNATI	CINCINNATI HOUSING PARTNERS	CO	\$36,000.00	\$36,000.00	\$0.00	100.0%	\$36,000.00	100.0%
		CINCINNATI HOUSING REHAB, INC.	CO	\$211.32	\$211.32	\$0.00	100.0%	\$211.32	100.0%
		CINCINNATI NORTHSIDE	CO	\$6,725.00	\$6,725.00	\$0.00	100.0%	\$6,725.00	100.0%
		COMMUNITY URBAN							
		REDEVELOPMENT CORP.	CR	\$24,073.78	\$24,073.78	\$0.00	100.0%	\$24,073.78	100.0%
		CORNERSTONE CORPORATION	CO	\$24,000.00	\$24,000.00	\$0.00	100.0%	\$24,000.00	100.0%
		FOR SHARED EQUITY							
		OVER-THE-RHINE COMMUNITY	CO	\$25,000.00	\$25,000.00	\$0.00	100.0%	\$25,000.00	100.0%
		HOUSING	CR	\$875,766.58	\$875,766.58	\$0.00	100.0%	\$875,766.58	100.0%
		PRICE HILL WILL	CR	\$50,600.00	\$50,600.00	\$0.00	100.0%	\$50,600.00	100.0%
	WORKING IN NEIGHBORHOODS	CO	\$35,788.68	\$35,788.68	\$0.00	100.0%	\$35,788.68	100.0%	
		CR	\$143,900.00	\$143,900.00	\$0.00	100.0%	\$143,900.00	100.0%	
		CO	\$127,725.00	\$127,725.00	\$0.00	100.0%	\$127,725.00	100.0%	
	Fund Type Total for 2011	CR	\$1,094,340.36	\$1,094,340.36	\$0.00	100.0%	\$1,094,340.36	100.0%	
Total For 2011 Funds (CR+CC+CL)				\$1,094,340.36					
Total For 2011 Funds (CO)				\$127,725.00					



{Prompted Grantee} = 28900:CINCINNATI

Funds Subgranted To CHDOS

Fiscal Year	PJ Name	CHDO Name	Fund Type	Amount	Amount	Balance	%	Amount	%
				Subgranted	Committed	to Commit	Committed	Disbursed	Disbursed
2010	CINCINNATI	OVER-THE-RHINE COMMUNITY HOUSING	CR	\$632,909.70	\$632,909.70	\$0.00	100.0%	\$632,909.70	100.0%
Fund Type Total for 2010			CR	\$632,909.70	\$632,909.70	\$0.00	100.0%	\$632,909.70	100.0%
Total For 2010 Funds (CR+CC+CL)				\$632,909.70					
Total For 2010 Funds (CO)				\$0.00					

Funds Subgranted To CHDOS

Funds Subgranted To CHDOS					Balance				
Fiscal Year	PJ Name	CHDO Name	Fund Type	Amount Subgranted	Amount Committed	to Commit	% Committed	Amount Disbursed	% Disbursed
2009	CINCINNATI	CINCINNATI HOUSING PARTNERS	CO	\$25,000.00	\$25,000.00	\$0.00	100.0%	\$25,000.00	100.0%
			CR	\$105,000.00	\$105,000.00	\$0.00	100.0%	\$105,000.00	100.0%
		CINCINNATI NORTHSIDE COMMUNITY URBAN REDEVELOPMENT CORP.	CO	\$25,000.00	\$25,000.00	\$0.00	100.0%	\$25,000.00	100.0%
			COMMUNITY REVITALIZATION AGENCY	CO	\$25,000.00	\$25,000.00	\$0.00	100.0%	\$25,000.00
		CORNERSTONE CORPORATION FOR SHARED EQUITY	CO	\$30,000.00	\$30,000.00	\$0.00	100.0%	\$30,000.00	100.0%
		MT. AUBURN HOUSING INC.	CO	\$20,000.00	\$20,000.00	\$0.00	100.0%	\$20,000.00	100.0%
		OVER-THE-RHINE COMMUNITY HOUSING	CO	\$25,000.00	\$25,000.00	\$0.00	100.0%	\$25,000.00	100.0%
			CR	\$635,842.80	\$635,842.80	\$0.00	100.0%	\$635,842.80	100.0%
		WORKING NEIGHBORHOODS INC.	CO	\$50,000.00	\$50,000.00	\$0.00	100.0%	\$50,000.00	100.0%
		Fund Type Total for 2009			CO	\$200,000.00	\$200,000.00	\$0.00	100.0%
			CR	\$740,842.80	\$740,842.80	\$0.00	100.0%	\$740,842.80	100.0%
Total For 2009 Funds (CR+CC+CL)				\$740,842.80					
Total For 2009 Funds (CO)				\$200,000.00					

Funds Subgranted To CHDOS

Funds Subgranted To CHDOS					Balance				
Fiscal Year	PJ Name	CHDO Name	Fund Type	Amount Subgranted	Amount Committed	to Commit	% Committed	Amount Disbursed	% Disbursed
2008	CINCINNATI	CORNERSTONE CORPORATION FOR SHARED EQUITY	CR	\$395,999.00	\$395,999.00	\$0.00	100.0%	\$395,999.00	100.0%
		WORKING NEIGHBORHOODS INC.	CR	\$175,000.00	\$175,000.00	\$0.00	100.0%	\$175,000.00	100.0%
		Fund Type Total for 2008	CR	\$570,999.00	\$570,999.00	\$0.00	100.0%	\$570,999.00	100.0%
Total For 2008 Funds (CR+CC+CL)				\$570,999.00					
Total For 2008 Funds (CO)				\$0.00					



{Prompted Grantee} = 28900:CINCINNATI

Funds Subgranted To CHDOS

Funds Subgranted To CHDOS					Balance				
Fiscal Year	PJ Name	CHDO Name	Fund Type	Amount Subgranted	Amount Committed	to Commit	% Committed	Amount Disbursed	% Disbursed
2007	CINCINNATI	COMMUNITY REVITALIZATION AGENCY	CR	\$50,712.78	\$50,712.78	\$0.00	100.0%	\$50,712.78	100.0%
		OVER-THE-RHINE COMMUNITY HOUSING	CR	\$419,017.17	\$419,017.17	\$0.00	100.0%	\$419,017.17	100.0%
		WALNUT HILL REDEVELOPMENT	CR	\$104,808.00	\$104,808.00	\$0.00	100.0%	\$104,808.00	100.0%
		WORKING IN NEIGHBORHOODS	CR	\$16,809.00	\$16,809.00	\$0.00	100.0%	\$16,809.00	100.0%
Fund Type Total for 2007			CR	\$591,346.95	\$591,346.95	\$0.00	100.0%	\$591,346.95	100.0%
Total For 2007 Funds (CR+CC+CL)				\$591,346.95					
Total For 2007 Funds (CO)				\$0.00					

Funds Subgranted To CHDOS

Funds Subgranted To CHDOS					Balance				
				Amount	Amount	to	%	Amount	%
Fiscal Year	PJ Name	CHDO Name	Fund Type	Subgranted	Committed	Commit	Committed	Disbursed	Disbursed
2006	CINCINNATI	COMMUNITY REVITALIZATION AGENCY	CR	\$300,259.85	\$300,259.85	\$0.00	100.0%	\$300,259.85	100.0%
		OVER-THE-RHINE COMMUNITY HOUSING	CR	\$296,363.20	\$296,363.20	\$0.00	100.0%	\$296,363.20	100.0%
Fund Type Total for 2006			CR	\$596,623.05	\$596,623.05	\$0.00	100.0%	\$596,623.05	100.0%
Total For 2006 Funds (CR+CC+CL)				\$596,623.05					
Total For 2006 Funds (CO)				\$0.00					

Funds Subgranted To CHDOS

Funds Subgranted To CHDOS					Balance				
Fiscal Year	PJ Name	CHDO Name	Fund Type	Amount Subgranted	Amount Committed	to Commit	% Committed	Amount Disbursed	% Disbursed
2005	CINCINNATI	COMMUNITY REVITALIZATION AGENCY	CR	\$214,740.15	\$214,740.15	\$0.00	100.0%	\$214,740.15	100.0%
		OVER-THE-RHINE COMMUNITY HOUSING	CR	\$418,177.05	\$418,177.05	\$0.00	100.0%	\$418,177.05	100.0%
		Fund Type Total for 2005	CR	\$632,917.20	\$632,917.20	\$0.00	100.0%	\$632,917.20	100.0%
Total For 2005 Funds (CR+CC+CL)				\$632,917.20					
Total For 2005 Funds (CO)				\$0.00					



{Prompted Grantee} = 28900:CINCINNATI

Funds Subgranted To CHDOS

Funds Subgranted To CHDOS					Balance				
				Amount	Amount	to	%	Amount	%
Fiscal Year	PJ Name	CHDO Name	Fund Type	Subgranted	Committed	Commit	Committed	Disbursed	Disbursed
2004	CINCINNATI	CINCINNATI HOUSING PARTNERS	CR	\$75,478.80	\$75,478.80	\$0.00	100.0%	\$75,478.80	100.0%
		COMMUNITY REVITALIZATION AGENCY	CR	\$169,200.00	\$169,200.00	\$0.00	100.0%	\$169,200.00	100.0%
		OVER-THE-RHINE COMMUNITY HOUSING	CR	\$12,000.72	\$12,000.72	\$0.00	100.0%	\$12,000.72	100.0%
		WORKING NEIGHBORHOODS INC.	CR	\$405,675.01	\$405,675.01	\$0.00	100.0%	\$405,675.01	100.0%
		Fund Type Total for 2004	CR	\$662,354.53	\$662,354.53	\$0.00	100.0%	\$662,354.53	100.0%
Total For 2004 Funds (CR+CC+CL)				\$662,354.53					
Total For 2004 Funds (CO)				\$0.00					

Funds Subgranted To CHDOS

Funds Subgranted To CHDOS					Balance				
				Amount	Amount	to	%	Amount	%
Fiscal Year	PJ Name	CHDO Name	Fund Type	Subgranted	Committed	Commit	Committed	Disbursed	Disbursed
2003	CINCINNATI	CINCINNATI HOUSING PARTNERS	CR	\$99,521.20	\$99,521.20	\$0.00	100.0%	\$99,521.20	100.0%
		COMMUNITY REVITALIZATION AGENCY	CR	\$63,800.00	\$63,800.00	\$0.00	100.0%	\$63,800.00	100.0%
		OVER-THE-RHINE COMMUNITY HOUSING	CR	\$396,000.00	\$396,000.00	\$0.00	100.0%	\$396,000.00	100.0%
		WORKING NEIGHBORHOODS INC.	CR	\$105,858.00	\$105,858.00	\$0.00	100.0%	\$105,858.00	100.0%
	Fund Type Total for 2003			CR	\$665,179.20	\$665,179.20	\$0.00	100.0%	\$665,179.20
Total For 2003 Funds (CR+CC+CL)				\$665,179.20					
Total For 2003 Funds (CO)				\$0.00					

Funds Subgranted To CHDOS

Funds Subgranted To CHDOS				Balance					
				Amount	Amount	to	%	Amount	%
Fiscal Year	PJ Name	CHDO Name	Fund Type	Subgranted	Committed	Commit	Committed	Disbursed	Disbursed
2002	CINCINNATI	RESTOC, INC	CR	\$698,263.92	\$698,263.92	\$0.00	100.0%	\$698,263.92	100.0%
		WORKING NEIGHBORHOODS INC.	CR	\$105,886.08	\$105,886.08	\$0.00	100.0%	\$105,886.08	100.0%
		Fund Type Total for 2002	CR	\$804,150.00	\$804,150.00	\$0.00	100.0%	\$804,150.00	100.0%
Total For 2002 Funds (CR+CC+CL)				\$804,150.00					
Total For 2002 Funds (CO)				\$0.00					



{Prompted Grantee} = 28900:CINCINNATI

Funds Subgranted To CHDOS

Funds Subgranted To CHDOS				Balance					
Fiscal Year	PJ Name	CHDO Name	Fund Type	Amount Subgranted	Amount Committed	to Commit	% Committed	Amount Disbursed	% Disbursed
2001	CINCINNATI	CAMP WASHINGTON COMM BOARD INC	CR	\$146,875.91	\$146,875.91	\$0.00	100.0%	\$146,875.91	100.0%
		WORKING NEIGHBORHOODS INC.	CR	\$214,324.86	\$214,324.86	\$0.00	100.0%	\$214,324.86	100.0%
		Fund Type Total for 2001	CR	\$361,200.77	\$361,200.77	\$0.00	100.0%	\$361,200.77	100.0%
Total For 2001 Funds (CR+CC+CL)				\$361,200.77					
Total For 2001 Funds (CO)				\$0.00					

Funds Subgranted To CHDOS

Funds Subgranted To CHDOS				Balance					
				Amount	Amount	to	%	Amount	%
Fiscal Year	PJ Name	CHDO Name	Fund Type	Subgranted	Committed	Commit	Committed	Disbursed	Disbursed
2000	CINCINNATI	CAMP WASHINGTON COMM BOARD INC	CR	\$230,671.00	\$230,671.00	\$0.00	100.0%	\$230,671.00	100.0%
		RESTOC, INC	CR	\$6,085.01	\$6,085.01	\$0.00	100.0%	\$6,085.01	100.0%
		WALNUT HILL REDEVELOPMENT	CR	\$475,678.07	\$475,678.07	\$0.00	100.0%	\$475,678.07	100.0%
		WORKING NEIGHBORHOODS INC.	CR	\$8,765.92	\$8,765.92	\$0.00	100.0%	\$8,765.92	100.0%
	Fund Type Total for 2000		CR	\$721,200.00	\$721,200.00	\$0.00	100.0%	\$721,200.00	100.0%
Total For 2000 Funds (CR+CC+CL)				\$721,200.00					
Total For 2000 Funds (CO)				\$0.00					

Funds Subgranted To CHDOS

Funds Subgranted To CHDOS				Balance					
Fiscal Year	PJ Name	CHDO Name	Fund Type	Amount Subgranted	Amount Committed	to Commit	% Committed	Amount Disbursed	% Disbursed
1999	CINCINNATI	WALNUT HILL REDEVELOPMENT	CR	\$133,739.00	\$133,739.00	\$0.00	100.0%	\$133,739.00	100.0%
		WOMEN'S RESEARCH & DEVELOPMENT CENTER	CR	\$585,661.00	\$585,661.00	\$0.00	100.0%	\$585,661.00	100.0%
		Fund Type Total for 1999	CR	\$719,400.00	\$719,400.00	\$0.00	100.0%	\$719,400.00	100.0%
Total For 1999 Funds (CR+CC+CL)				\$719,400.00					
Total For 1999 Funds (CO)				\$0.00					



{Prompted Grantee} = 28900:CINCINNATI

Funds Subgranted To CHDOS

Funds Subgranted To CHDOS					Balance				
				Amount	Amount	to	%	Amount	%
Fiscal Year	PJ Name	CHDO Name	Fund Type	Subgranted	Committed	Commit	Committed	Disbursed	Disbursed
1998	CINCINNATI	CAMP WASHINGTON COMM BOARD INC	CR	\$8,453.09	\$8,453.09	\$0.00	100.0%	\$8,453.09	100.0%
		COMMUNITY REVITALIZATION AGENCY	CR	\$290,746.91	\$290,746.91	\$0.00	100.0%	\$290,746.91	100.0%
		OVER-THE-RHINE COMMUNITY HOUSING	CR	\$213,711.00	\$213,711.00	\$0.00	100.0%	\$213,711.00	100.0%
		RESTOC, INC	CR	\$48,949.07	\$48,949.07	\$0.00	100.0%	\$48,949.07	100.0%
		WALNUT HILL REDEVELOPMENT	CR	\$14,850.93	\$14,850.93	\$0.00	100.0%	\$14,850.93	100.0%
		WOMEN'S RESEARCH & DEVELOPMENT CENTER	CR	\$90,339.00	\$90,339.00	\$0.00	100.0%	\$90,339.00	100.0%
Fund Type Total for 1998			CR	\$667,050.00	\$667,050.00	\$0.00	100.0%	\$667,050.00	100.0%
Total For 1998 Funds (CR+CC+CL)				\$667,050.00					
Total For 1998 Funds (CO)				\$0.00					

Funds Subgranted To CHDOS

Funds Subgranted To CHDOS					Balance				
				Amount	Amount	to	%	Amount	%
Fiscal Year	PJ Name	CHDO Name	Fund Type	Subgranted	Committed	Commit	Committed	Disbursed	Disbursed
1997	CINCINNATI	CINCINNATI HOUSING PARTNERS	CR	\$118,045.00	\$118,045.00	\$0.00	100.0%	\$118,045.00	100.0%
		OVER-THE-RHINE COMMUNITY HOUSING	CR	\$490,289.00	\$490,289.00	\$0.00	100.0%	\$490,289.00	100.0%
		RESTOC, INC	CR	\$9,666.00	\$9,666.00	\$0.00	100.0%	\$9,666.00	100.0%
		Fund Type Total for 1997	CR	\$618,000.00	\$618,000.00	\$0.00	100.0%	\$618,000.00	100.0%
Total For 1997 Funds (CR+CC+CL)				\$618,000.00					
Total For 1997 Funds (CO)				\$0.00					

Funds Subgranted To CHDOS

Funds Subgranted To CHDOS					Balance				
				Amount	Amount	to	%	Amount	%
Fiscal Year	PJ Name	CHDO Name	Fund Type	Subgranted	Committed	Commit	Committed	Disbursed	Disbursed
1996	CINCINNATI	CAMP WASHINGTON COMM BOARD INC	CR	\$33,000.00	\$33,000.00	\$0.00	100.0%	\$33,000.00	100.0%
		CINCINNATI HOUSING PARTNERS	CR	\$49,000.00	\$49,000.00	\$0.00	100.0%	\$49,000.00	100.0%
		COMMUNITY REVITALIZATION AGENCY	CR	\$96,300.00	\$96,300.00	\$0.00	100.0%	\$96,300.00	100.0%
		PRESERVING AFFORDABLE HOUSING, INC.	CR	\$175,298.00	\$175,298.00	\$0.00	100.0%	\$175,298.00	100.0%
		RESTOC, INC	CR	\$277,902.00	\$277,902.00	\$0.00	100.0%	\$277,902.00	100.0%
		Fund Type Total for 1996	CR	\$631,500.00	\$631,500.00	\$0.00	100.0%	\$631,500.00	100.0%
Total For 1996 Funds (CR+CC+CL)				\$631,500.00					
Total For 1996 Funds (CO)				\$0.00					



{Prompted Grantee} = 28900:CINCINNATI

Funds Subgranted To CHDOS

Funds Subgranted To CHDOS				Balance					
Fiscal Year	PJ Name	CHDO Name	Fund Type	Amount Subgranted	Amount Committed	to Commit	% Committed	Amount Disbursed	% Disbursed
1995	CINCINNATI	CAMP WASHINGTON COMM BOARD INC	CR	\$12,750.00	\$12,750.00	\$0.00	100.0%	\$12,750.00	100.0%
		CINCINNATI HOUSING PARTNERS	CR	\$28,756.00	\$28,756.00	\$0.00	100.0%	\$28,756.00	100.0%
		MT. AUBURN HOUSING INC.	CR	\$341,325.00	\$341,325.00	\$0.00	100.0%	\$341,325.00	100.0%
		OVER-THE-RHINE COMMUNITY HOUSING	CR	\$21,359.00	\$21,359.00	\$0.00	100.0%	\$21,359.00	100.0%
		RESTOC, INC	CR	\$237,210.00	\$237,210.00	\$0.00	100.0%	\$237,210.00	100.0%
Fund Type Total for 1995			CR	\$641,400.00	\$641,400.00	\$0.00	100.0%	\$641,400.00	100.0%
Total For 1995 Funds (CR+CC+CL)				\$641,400.00					
Total For 1995 Funds (CO)				\$0.00					

Funds Subgranted To CHDOS

Funds Subgranted To CHDOS					Balance				
Fiscal Year	PJ Name	CHDO Name	Fund Type	Amount Subgranted	Amount Committed	to Commit	% Committed	Amount Disbursed	% Disbursed
1994	CINCINNATI	CAMP WASHINGTON COMM BOARD INC	CR	\$127,500.00	\$127,500.00	\$0.00	100.0%	\$127,500.00	100.0%
		CINCINNATI HOUSING PARTNERS	CR	\$96,383.00	\$96,383.00	\$0.00	100.0%	\$96,383.00	100.0%
		OVER-THE-RHINE COMMUNITY HOUSING	CR	\$9,017.00	\$9,017.00	\$0.00	100.0%	\$9,017.00	100.0%
		SHARP VILLAGE LTD. PARTNERSHIP	CR	\$365,000.00	\$365,000.00	\$0.00	100.0%	\$365,000.00	100.0%
		Fund Type Total for 1994	CR	\$597,900.00	\$597,900.00	\$0.00	100.0%	\$597,900.00	100.0%
Total For 1994 Funds (CR+CC+CL)				\$597,900.00					
Total For 1994 Funds (CO)				\$0.00					

Funds Subgranted To CHDOS

				Amount	Amount	Balance	%	Amount	%
Fiscal Year	PJ Name	CHDO Name	Fund Type	Subgranted	Committed	to Commit	Committed	Disbursed	Disbursed
1993	CINCINNATI	FRANCISCAN HOME III LIMITED	CR	\$850,000.00	\$850,000.00	\$0.00	100.0%	\$850,000.00	100.0%
Fund Type Total for 1993			CR	\$850,000.00	\$850,000.00	\$0.00	100.0%	\$850,000.00	100.0%
Total For 1993 Funds (CR+CC+CL)				\$850,000.00					
Total For 1993 Funds (CO)				\$0.00					



{Prompted Grantee} = 28900:CINCINNATI

Funds Subgranted To CHDOS

				Amount	Amount	Balance	%	Amount	%
Fiscal Year	PJ Name	CHDO Name	Fund Type	Subgranted	Committed	to Commit	Committed	Disbursed	Disbursed
1992	CINCINNATI	Bethany House Services, Inc.	CR	\$425,000.00	\$425,000.00	\$0.00	100.0%	\$425,000.00	100.0%
		EASTERN RIVERFRONT LIMITED	CR	\$297,000.00	\$297,000.00	\$0.00	100.0%	\$297,000.00	100.0%
Fund Type Total for 1992			CR	\$722,000.00	\$722,000.00	\$0.00	100.0%	\$722,000.00	100.0%
Total For 1992 Funds (CR+CC+CL)				\$722,000.00					
Total For 1992 Funds (CO)				\$0.00					
Total For All Years (Subgranted to CHDOS)				\$17,824,909.51					
Total For All Years (Not Subgranted to CHDOS)				\$834,947.38					
Grand Total				\$18,659,856.89					

PART I: SUMMARY OF CDBG RESOURCES

01 UNEXPENDED CDBG FUNDS AT END OF PREVIOUS PROGRAM YEAR	0.00
02 ENTITLEMENT GRANT	11,774,974.00
03 SURPLUS URBAN RENEWAL	0.00
04 SECTION 108 GUARANTEED LOAN FUNDS	4,536,756.60
05 CURRENT YEAR PROGRAM INCOME	1,152,232.08
05a CURRENT YEAR SECTION 108 PROGRAM INCOME (FOR SI TYPE)	0.00
06 FUNDS RETURNED TO THE LINE-OF-CREDIT	0.00
06a FUNDS RETURNED TO THE LOCAL CDBG ACCOUNT	0.00
07 ADJUSTMENT TO COMPUTE TOTAL AVAILABLE	0.00
08 TOTAL AVAILABLE (SUM, LINES 01-07)	17,463,962.68

PART II: SUMMARY OF CDBG EXPENDITURES

09 DISBURSEMENTS OTHER THAN SECTION 108 REPAYMENTS AND PLANNING/ADMINISTRATION	10,519,116.52
10 ADJUSTMENT TO COMPUTE TOTAL AMOUNT SUBJECT TO LOW/MOD BENEFIT	0.00
11 AMOUNT SUBJECT TO LOW/MOD BENEFIT (LINE 09 + LINE 10)	10,519,116.52
12 DISBURSED IN IDIS FOR PLANNING/ADMINISTRATION	1,828,601.32
13 DISBURSED IN IDIS FOR SECTION 108 REPAYMENTS	553,416.87
14 ADJUSTMENT TO COMPUTE TOTAL EXPENDITURES	0.00
15 TOTAL EXPENDITURES (SUM, LINES 11-14)	12,901,134.71
16 UNEXPENDED BALANCE (LINE 08 - LINE 15)	4,562,827.97

PART III: LOWMOD BENEFIT THIS REPORTING PERIOD

17 EXPENDED FOR LOW/MOD HOUSING IN SPECIAL AREAS	0.00
18 EXPENDED FOR LOW/MOD MULTI-UNIT HOUSING	0.00
19 DISBURSED FOR OTHER LOW/MOD ACTIVITIES	4,545,628.87
20 ADJUSTMENT TO COMPUTE TOTAL LOW/MOD CREDIT	0.00
21 TOTAL LOW/MOD CREDIT (SUM, LINES 17-20)	4,545,628.87
22 PERCENT LOW/MOD CREDIT (LINE 21/LINE 11)	43.21%

LOW/MOD BENEFIT FOR MULTI-YEAR CERTIFICATIONS

23 PROGRAM YEARS(PY) COVERED IN CERTIFICATION	PY: PY: PY:
24 CUMULATIVE NET EXPENDITURES SUBJECT TO LOW/MOD BENEFIT CALCULATION	0.00
25 CUMULATIVE EXPENDITURES BENEFITTING LOW/MOD PERSONS	0.00
26 PERCENT BENEFIT TO LOW/MOD PERSONS (LINE 25/LINE 24)	0.00%

PART IV: PUBLIC SERVICE (PS) CAP CALCULATIONS

27 DISBURSED IN IDIS FOR PUBLIC SERVICES	1,887,613.49
28 PS UNLIQUIDATED OBLIGATIONS AT END OF CURRENT PROGRAM YEAR	0.00
29 PS UNLIQUIDATED OBLIGATIONS AT END OF PREVIOUS PROGRAM YEAR	0.00
30 ADJUSTMENT TO COMPUTE TOTAL PS OBLIGATIONS	0.00
31 TOTAL PS OBLIGATIONS (LINE 27 + LINE 28 - LINE 29 + LINE 30)	1,887,613.49
32 ENTITLEMENT GRANT	11,774,974.00
33 PRIOR YEAR PROGRAM INCOME	2,428,422.90
34 ADJUSTMENT TO COMPUTE TOTAL SUBJECT TO PS CAP	0.00
35 TOTAL SUBJECT TO PS CAP (SUM, LINES 32-34)	14,203,396.90
36 PERCENT FUNDS OBLIGATED FOR PS ACTIVITIES (LINE 31/LINE 35)	13.29%

PART V: PLANNING AND ADMINISTRATION (PA) CAP

37 DISBURSED IN IDIS FOR PLANNING/ADMINISTRATION	1,828,601.32
38 PA UNLIQUIDATED OBLIGATIONS AT END OF CURRENT PROGRAM YEAR	0.00
39 PA UNLIQUIDATED OBLIGATIONS AT END OF PREVIOUS PROGRAM YEAR	0.00
40 ADJUSTMENT TO COMPUTE TOTAL PA OBLIGATIONS	0.00
41 TOTAL PA OBLIGATIONS (LINE 37 + LINE 38 - LINE 39 +LINE 40)	1,828,601.32
42 ENTITLEMENT GRANT	11,774,974.00
43 CURRENT YEAR PROGRAM INCOME	1,152,232.08
44 ADJUSTMENT TO COMPUTE TOTAL SUBJECT TO PA CAP	0.00
45 TOTAL SUBJECT TO PA CAP (SUM, LINES 42-44)	12,927,206.08
46 PERCENT FUNDS OBLIGATED FOR PA ACTIVITIES (LINE 41/LINE 45)	14.15%

LINE 17 DETAIL: ACTIVITIES TO CONSIDER IN DETERMINING THE AMOUNT TO ENTER ON LINE 17

Plan Year	IDIS Project Number	IDIS Activity Number	Voucher Number	Activity Name	Matrix Code	National Objective	Target Area Type	Drawn Amount
2012	8	4295	6509912	SHIP Arts Apartments (Project Delivery) (6 of 6)	01	LMH	Strategy area	\$696.16
2012	8	4295	6511708	SHIP Arts Apartments (Project Delivery) (6 of 6)	01	LMH	Strategy area	\$447.54
					01	Matrix Code 1		\$1,143.70
2012	8	4228	6509912	SHIP - Logan Towers PSH - Project Delivery	14B	LMH	Strategy area	\$300.00
2012	8	4228	6511647	SHIP - Logan Towers PSH - Project Delivery	14B	LMH	Strategy area	\$962.90
2012	8	4228	6543641	SHIP - Logan Towers PSH - Project Delivery	14B	LMH	Strategy area	\$576.88
2014	8	4077	6509912	SHIP College Hill Doll House and Dow Corner	14B	LMH	Strategy area	\$772.40
2014	8	4077	6511708	SHIP College Hill Doll House and Dow Corner	14B	LMH	Strategy area	\$131,628.98
2014	8	4077	6559403	SHIP College Hill Doll House and Dow Corner	14B	LMH	Strategy area	\$32,000.00
2015	8	4126	6511647	SHIP - Benton Block Redevelopment Phase 1 - 1714 Vine and 1661 Hamer	14B	LMH	Strategy area	\$551.80
2015	8	4126	6543641	SHIP - Benton Block Redevelopment Phase 1 - 1714 Vine and 1661 Hamer	14B	LMH	Strategy area	\$257.46
2015	8	4126	6557736	SHIP - Benton Block Redevelopment Phase 1 - 1714 Vine and 1661 Hamer	14B	LMH	Strategy area	\$131.02
2016	8	4138	6509912	SHIP - Benton Block Redevelopment Phase 1 - 1714 Vine and 1661 Hamer Project Delivery	14B	LMH	Strategy area	\$149.23
2016	8	4138	6511708	SHIP - Benton Block Redevelopment Phase 1 - 1714 Vine and 1661 Hamer Project Delivery	14B	LMH	Strategy area	\$2,037.58
					14B	Matrix Code :		\$169,368.25
2001	108	4350	6550335	Laurel Homes Redevelopment Section 108	14C	LMH	Strategy area	\$4,000,000.00

Total	14C		Matrix Code :		\$4,000,000.00
					\$4,170,511.95

LINE 18 DETAIL: ACTIVITIES TO CONSIDER IN DETERMINING THE AMOUNT TO ENTER ON LINE 18

Report returned no data.

LINE 19 DETAIL: ACTIVITIES INCLUDED IN THE COMPUTATION OF LINE 19

Year	Project	Activity	Voucher Number	Activity Name	Matrix Code	National Objective	Drawn Amount
2014	8	4256	6511708	SHIP Arts Apartments (1 of 6)	01	LMH	\$2,752.67
2014	8	4256	6559403	SHIP Arts Apartments (1 of 6)	01	LMH	\$131.01
					01	Matrix Code	\$2,883.68
2017	25	4033	6511647	Vacant Lot Reutilization - Third Presbyterian Church 3355 McHenry	03F	LMA	\$3,623.00
2018	21	4514	6559430	Vacant Lot Reutilization - Arthur's Place 1869 Baltimore	03F	LMA	\$1,000.00
2018	21	4516	6559430	Vacant Lot Reutilization - Cincinnati Urban Promise - Bracken Woods, Shaffer	03F	LMA	\$713.58
2019	20	4522	6559430	Vacant Lot Reutilization - PHW BeeAttitude 1026 Parkson	03F	LMA	\$2,655.00
2019	20	4523	6559430	Vacant Lot Reutilization - St Stephen Church 326 Donham	03F	LMA	\$949.17
					03F	Matrix Code	\$8,940.75
2018	6	4430	6511713	Emergency Mortgage Assistance 2020-2021 - Counseling Services	05C	LMC	\$904.62
2019	5	4431	6511713	Emergency Mortgage Assistance 2020-2021 - Counseling Services	05C	LMC	\$46,495.38
2019	5	4431	6557744	Emergency Mortgage Assistance 2020-2021 - Counseling Services	05C	LMC	\$1,089.73
2020	5	4432	6511721	Emergency Mortgage Assistance 2020-2021 - Counseling Services	05C	LMC	\$9,000.00
2020	5	4432	6558050	Emergency Mortgage Assistance 2020-2021 - Counseling Services	05C	LMC	\$9,510.27
2020	5	4434	6511713	Emergency Mortgage Assistance - Project Delivery	05C	LMC	\$1,036.81
2020	20	4399	6511708	Tenant Representation 2020-2021	05C	LMC	\$182,118.34
2020	20	4399	6558050	Tenant Representation 2020-2021	05C	LMC	\$30,034.48
2020	20	4399	6559403	Tenant Representation 2020-2021	05C	LMC	\$14,635.45
					05C	Matrix Code	\$294,825.08
2019	21	4367	6509912	Youth and Young Adult Employment - Art Works / Opportunities 2020	05D	LMC	\$2,237.72
2019	21	4386	6511708	Youth and Young Adult Employment (Police) 2020-2021	05D	LMC	\$55,783.19
2019	21	4386	6559403	Youth and Young Adult Employment (Police) 2020-2021	05D	LMC	\$29,413.24
2019	21	4389	6559403	Youth and Young Adult Employment (Recreation) 2020	05D	LMC	\$4,009.00
					05D	Matrix Code	\$91,443.15
2019	9	4495	6559430	Hand Up Initiative (Urban League) 2020-2021	05H	LMC	\$173,077.10
2019	9	4496	6511713	Hand Up Initiative (Mercy Neighborhood Ministries) 2020-2021	05H	LMC	\$66,465.66
2019	9	4496	6557744	Hand Up Initiative (Mercy Neighborhood Ministries) 2020-2021	05H	LMC	\$36,556.52
2019	9	4497	6543646	Hand Up Initiative (Cincinnati Works) 2020-2021	05H	LMC	\$149,406.39
2019	9	4499	6558050	Hand Up Initiative (CAA) 2020-2021	05H	LMC	\$40,442.36
2019	9	4499	6559430	Hand Up Initiative (CAA) 2020-2021	05H	LMC	\$51,997.32
2019	9	4500	6543646	Hand Up Initiative (Easter Seals) 2020-2021	05H	LMC	\$40,000.00
2019	9	4502	6511713	Hand Up Initiative (Freestore Foodbank) 2020-2021	05H	LMC	\$173,716.79
2019	9	4502	6543646	Hand Up Initiative (Freestore Foodbank) 2020-2021	05H	LMC	\$17,547.15
2019	9	4502	6557744	Hand Up Initiative (Freestore Foodbank) 2020-2021	05H	LMC	\$42,113.16
2019	21	4509	6509912	Youth and Young Adult Employment (University of Cincinnati) 2020	05H	LMC	\$4,960.00
2019	21	4567	6559430	Youth and Young Adult Employment - Art Works / Opportunities 2021	05H	LMC	\$74,781.34
2020	9	4498	6559430	Hand Up Initiative (IKRON) 2020-2021	05H	LMC	\$168,453.00
2020	23	4545	6543765	Youth and Young Adult Employment (Recreation) 2021	05H	LMC	\$91,489.08
2020	23	4545	6559430	Youth and Young Adult Employment (Recreation) 2021	05H	LMC	\$2,500.00
					05H	Matrix Code	\$1,133,505.87
2020	6	4387	6509912	Fair Housing Services 2020-2021	05J	LMC	\$331.94
2020	6	4387	6511708	Fair Housing Services 2020-2021	05J	LMC	\$83,014.60
2020	6	4387	6543641	Fair Housing Services 2020-2021	05J	LMC	\$71,285.94
2020	6	4387	6557736	Fair Housing Services 2020-2021	05J	LMC	\$146.37
2020	6	4387	6559403	Fair Housing Services 2020-2021	05J	LMC	\$10,748.30
					05J	Matrix Code	\$165,527.15
2019	20	4519	6559430	Vacant Lot Reutilization - Dynamic Gardens 5094 Gray	05M	LMA	\$5,500.00
2019	20	4520	6559430	Vacant Lot Reutilization -Eden Urban Gardens 33 Clinton Springs	05M	LMA	\$1,000.00
2019	20	4525	6557744	Vacant Lot Reutilization - Sun Harvest 5257 Colerain	05M	LMA	\$3,375.00
					05M	Matrix Code	\$9,875.00
2020	5	4433	6511713	Emergency Mortgage Assistance 2020-2021 - Subsistence Payments	05Q	LMC	\$100,408.81
2020	5	4433	6557744	Emergency Mortgage Assistance 2020-2021 - Subsistence Payments	05Q	LMC	\$32,867.78
2020	5	4433	6559430	Emergency Mortgage Assistance 2020-2021 - Subsistence Payments	05Q	LMC	\$32,052.82
					05Q	Matrix Code	\$165,329.41
2018	6	4137	6509912	Emergency Mortgage Assistance - Project Delivery	05U	LMC	\$331.92
					05U	Matrix Code	\$331.92
2015	22	3566	6509912	CODE ENFORCEMENT RELOCATION	08	LMC	\$600.00
2015	22	3566	6511647	CODE ENFORCEMENT RELOCATION	08	LMC	\$5,025.49
2015	22	3566	6559403	CODE ENFORCEMENT RELOCATION	08	LMC	\$150.00
					08	Matrix Code	\$5,775.49
2018	1	4176	6509912	Housing Repair Services Project Delivery Costs	14A	LMH	\$3,440.93
2018	1	4176	6511647	Housing Repair Services Project Delivery Costs	14A	LMH	\$11,752.16
2019	12	4313	6509912	Housing Repair Services '19 MCG	14A	LMH	\$38,685.50
2019	12	4313	6511708	Housing Repair Services '19 MCG	14A	LMH	\$52,342.50
2019	12	4313	6543641	Housing Repair Services '19 MCG	14A	LMH	\$7,470.00
2019	12	4313	6557736	Housing Repair Services '19 MCG	14A	LMH	\$767.00
2019	12	4324	6559596	Housing Repair Services PWC Subrecipient	14A	LMH	\$9,348.62
2019	12	4356	6509912	Housing Repair Services August 2020	14A	LMH	\$102,145.69
2019	12	4356	6511708	Housing Repair Services August 2020	14A	LMH	\$410.64
2019	12	4356	6511713	Housing Repair Services August 2020	14A	LMH	\$1,574.35
2019	12	4357	6509912	Housing Repair Services September 2020	14A	LMH	\$195,666.95
2019	12	4358	6511708	Housing Repair Services October 2020	14A	LMH	\$44,752.73
2019	12	4508	6511713	Housing Repair Services Project Delivery	14A	LMH	\$7,411.25

2019	12	4508	6511721	Housing Repair Services Project Delivery	14A	LMH	\$1,082.21
2019	12	4508	6543646	Housing Repair Services Project Delivery	14A	LMH	\$4,206.84
2019	12	4508	6557744	Housing Repair Services Project Delivery	14A	LMH	\$1,616.45
2019	12	4508	6559430	Housing Repair Services Project Delivery	14A	LMH	\$12,446.93
2019	12	4544	6543646	Housing Repair Services April 2021	14A	LMH	\$208.79
2020	13	4394	6511708	Housing Repair Services '20-'21 MCG	14A	LMH	\$48,940.00
2020	13	4394	6543646	Housing Repair Services '20-'21 MCG	14A	LMH	\$9,725.00
2020	13	4394	6557736	Housing Repair Services '20-'21 MCG	14A	LMH	\$36,763.00
2020	13	4394	6559403	Housing Repair Services '20-'21 MCG	14A	LMH	\$38,660.00
2020	13	4447	6543646	Housing Repair Services April 2021	14A	LMH	\$129,361.06
2020	13	4448	6557744	Housing Repair Services May 2021	14A	LMH	\$127,371.54
2020	13	4449	6559430	Housing Repair Services June 2021	14A	LMH	\$125,036.01
2020	13	4450	6559430	Housing Repair Services July 2021	14A	LMH	\$192,973.15
2020	13	4532	6511721	Housing Repair Services PWC Subrecipient	14A	LMH	\$51,992.20
							14A Matrix Code \$1,256,151.50
2001	105	4359	6550336	Pendleton Square Section 108 Loan Project	14E	LMA	\$536,756.60
							14E Matrix Code \$536,756.60
2019	13	4331	6511647	Lead Hazard Testing Program 2019	15	LMA	\$45,107.73
2020	4	4392	6511708	Concentrated Code Enforcement 2020	15	LMA	\$214,343.14
							15 Matrix Code \$259,450.87
2019	3	4337	6559403	College Hill CURC CHIC's Property Acquisition	17C	LMA	\$282,372.25
							17C Matrix Code \$282,372.25
2018	17	4309	6509912	Operating Support for CDCs project delivery	19C	LMA	\$49.73
2018	17	4309	6511708	Operating Support for CDCs project delivery	19C	LMA	\$1,939.29
2018	17	4309	6543641	Operating Support for CDCs project delivery	19C	LMA	\$1,040.18
2018	17	4309	6557736	Operating Support for CDCs project delivery	19C	LMA	\$565.72
2018	17	4309	6559403	Operating Support for CDCs project delivery	19C	LMA	\$176.45
2019	8	4298	6511647	Groundwork Cincinnati - Mill Creek Restoration '19-'20	19C	LMA	\$10,590.82
2019	15	4308	6557736	Operating Support for Community Development Corporations (CDCs) 2019-2020	19C	LMA	\$9.99
2020	8	4538	6559430	Groundwork Cincinnati - Mill Creek Restoration '21 MCA	19C	LMA	\$18,097.96
2020	16	4506	6511713	Operating Support for Community Development Corporations (CDCs) 2020-2021	19C	LMA	\$157,633.06
2020	16	4506	6543646	Operating Support for Community Development Corporations (CDCs) 2020-2021	19C	LMA	\$94,907.62
2020	16	4506	6557744	Operating Support for Community Development Corporations (CDCs) 2020-2021	19C	LMA	\$47,449.33
							19C Matrix Code \$332,460.15
Total							\$4,545,628.87

LINE 27 DETAIL: ACTIVITIES INCLUDED IN THE COMPUTATION OF LINE 27

Plan Year	FY15 Budget	FY15 Activity	Voucher Number	Activity to Account	Activity Name	Grant Number	Fund Type	Matrix Code	National Objective	Drawn Amount
2018	6	4430	6511713	No	Emergency Mortgage Assistance 2020-2021 - Counseling Services	B18MC390003	EN	05C	LMC	\$904.62
2019	5	4431	6511713	No	Emergency Mortgage Assistance 2020-2021 - Counseling Services	B19MC390003	EN	05C	LMC	\$46,495.38
2019	5	4431	6557744	No	Emergency Mortgage Assistance 2020-2021 - Counseling Services	B19MC390003	EN	05C	LMC	\$1,089.73
2020	5	4432	6511721	No	Emergency Mortgage Assistance 2020-2021 - Counseling Services	B20MC390003	EN	05C	LMC	\$9,000.00
2020	5	4432	6558050	No	Emergency Mortgage Assistance 2020-2021 - Counseling Services	B21MC390003	PI	05C	LMC	\$9,510.27
2020	5	4434	6511713	No	Emergency Mortgage Assistance - Project Delivery	B20MC390003	EN	05C	LMC	\$1,036.81
2020	20	4399	6511708	No	Tenant Representation 2020-2021	B20MC390003	EN	05C	LMC	\$182,118.34
2020	20	4399	6558050	No	Tenant Representation 2020-2021	B21MC390003	PI	05C	LMC	\$30,034.48
2020	20	4399	6559403	No	Tenant Representation 2020-2021	B21MC390003	PI	05C	LMC	\$14,635.45
								05C Matrix Code		\$294,825.08
2019	21	4367	6509912	No	Youth and Young Adult Employment - Art Works / Opportunities 2020	B19MC390003	EN	05D	LMC	\$2,237.72
2019	21	4386	6511708	No	Youth and Young Adult Employment (Police) 2020-2021	B19MC390003	EN	05D	LMC	\$55,783.19
2019	21	4386	6559403	No	Youth and Young Adult Employment (Police) 2020-2021	B18MC390003	EN	05D	LMC	\$29,413.24
2019	21	4389	6559403	No	Youth and Young Adult Employment (Recreation) 2020	B18MC390003	EN	05D	LMC	\$4,009.00
								05D Matrix Code		\$91,443.15
2017	13	4197	6509912	No	Hand Up Initiative Project Delivery	B17MC390003	EN	05H	LMC	\$1,858.55
2017	13	4197	6511708	No	Hand Up Initiative Project Delivery	B17MC390003	EN	05H	LMC	\$11,821.84
2017	13	4197	6543641	No	Hand Up Initiative Project Delivery	B17MC390003	EN	05H	LMC	\$1,784.22
2017	13	4197	6557736	No	Hand Up Initiative Project Delivery	B17MC390003	EN	05H	LMC	\$3,392.62
2017	13	4197	6559403	No	Hand Up Initiative Project Delivery	B17MC390003	EN	05H	LMC	\$4,010.34
2018	10	4182	6509912	No	Hand Up Initiative Project Delivery	B18MC390003	EN	05H	LMC	\$837.52
2018	10	4182	6511647	No	Hand Up Initiative Project Delivery	B18MC390003	EN	05H	LMC	\$3,070.82
2019	9	4495	6559430	Yes	Hand Up Initiative (Urban League) 2020-2021	B18MC390003	EN	05H	LMC	\$173,077.10
2019	9	4496	6511713	Yes	Hand Up Initiative (Mercy Neighborhood Ministries) 2020-2021	B19MC390003	EN	05H	LMC	\$66,465.66
2019	9	4496	6557744	Yes	Hand Up Initiative (Mercy Neighborhood Ministries) 2020-2021	B19MC390003	EN	05H	LMC	\$36,556.52
2019	9	4497	6543646	Yes	Hand Up Initiative (Cincinnati Works) 2020-2021	B17MC390003	EN	05H	LMC	\$149,406.39
2019	9	4499	6558050	Yes	Hand Up Initiative (CAA) 2020-2021	B21MC390003	PI	05H	LMC	\$40,442.36
2019	9	4499	6559430	Yes	Hand Up Initiative (CAA) 2020-2021	B17MC390003	EN	05H	LMC	\$51,997.32
2019	9	4500	6543646	Yes	Hand Up Initiative (Easter Seals) 2020-2021	B17MC390003	EN	05H	LMC	\$40,000.00
2019	9	4502	6511713	Yes	Hand Up Initiative (Freestore Foodbank) 2020-2021	B19MC390003	EN	05H	LMC	\$173,716.79
2019	9	4502	6543646	Yes	Hand Up Initiative (Freestore Foodbank) 2020-2021	B19MC390003	EN	05H	LMC	\$17,547.15
2019	9	4502	6557744	Yes	Hand Up Initiative (Freestore Foodbank) 2020-2021	B19MC390003	EN	05H	LMC	\$42,113.16
2019	21	4509	6509912	No	Youth and Young Adult Employment (University of Cincinnati) 2020	B19MC390003	EN	05H	LMC	\$4,960.00
2019	21	4567	6559430	No	Youth and Young Adult Employment - Art Works / Opportunities 2021	B19MC390003	EN	05H	LMC	\$74,781.34
2020	9	4498	6559430	Yes	Hand Up Initiative (IKRON) 2020-2021	B16MC390003	EN	05H	LMC	\$5,945.40
2020	9	4498	6559430	Yes	Hand Up Initiative (IKRON) 2020-2021	B19MC390003	EN	05H	LMC	\$162,507.60
2020	23	4545	6543765	No	Youth and Young Adult Employment (Recreation) 2021	B16MC390003	EN	05H	LMC	\$6,173.42
2020	23	4545	6543765	No	Youth and Young Adult Employment (Recreation) 2021	B17MC390003	EN	05H	LMC	\$70,356.08
2020	23	4545	6543765	No	Youth and Young Adult Employment (Recreation) 2021	B21MC390003	PI	05H	LMC	\$14,959.58
2020	23	4545	6559430	No	Youth and Young Adult Employment (Recreation) 2021	B17MC390003	EN	05H	LMC	\$2,500.00
								05H Matrix Code		\$1,160,281.78
2020	6	4387	6509912	No	Fair Housing Services 2020-2021	B21MC390003	PI	05J	LMC	\$331.94

LINE 37 DETAIL: ACTIVITIES INCLUDED IN THE COMPUTATION OF LINE 37

Year	2019	2020	Voucher Number	Activity Name	Matrix Code	National Objective	Drawn Amount
2019	31	4329	6474723	CDBG General Administration 2019	21A		\$304,986.53
2020	35	4390	6509912	CDBG General Administration 2020	21A		\$132,150.55
2020	35	4390	6511720	CDBG General Administration 2020	21A		\$744,260.43
2020	35	4390	6543765	CDBG General Administration 2020	21A		\$145,525.57
2020	35	4390	6558050	CDBG General Administration 2020	21A		\$104,607.32
2020	35	4390	6559455	CDBG General Administration 2020	21A		\$397,070.92
Total					21A	Matrix Code	\$1,828,601.32
							\$1,828,601.32

Office of Community Planning and Development
U.S. Department of Housing and Urban Development
Integrated Disbursement and Information System
PR26 - CDBG-CV Financial Summary Report
CINCINNATI, OH

DATE: 02-28-22
TIME: 10:33
PAGE: 1

Original 2021 Final

PART I: SUMMARY OF CDBG-CV RESOURCES

01 CDBG-CV GRANT	9,106,648.00	9,106,648.00
02 FUNDS RETURNED TO THE LINE-OF-CREDIT	0.00	0.00
03 FUNDS RETURNED TO THE LOCAL CDBG ACCOUNT	0.00	0.00
04 TOTAL AVAILABLE (SUM, LINES 01-03)	9,106,648.00	9,106,648.00

PART II: SUMMARY OF CDBG-CV EXPENDITURES

05 DISBURSEMENTS OTHER THAN SECTION 108 REPAYMENTS AND PLANNING/ADMINISTRATION	3,774,719.90	3439663.31
06 DISBURSED IN IDIS FOR PLANNING/ADMINISTRATION	466,051.83	362163.51
07 DISBURSED IN IDIS FOR SECTION 108 REPAYMENTS	0.00	0
08 TOTAL EXPENDITURES (SUM, LINES 05 - 07)	4,240,771.73	3801826.82
09 UNEXPENDED BALANCE (LINE 04 - LINE8)	4,865,876.27	5,304,821.18

PART III: LOWMOD BENEFIT FOR THE CDBG-CV GRANT

10 EXPENDED FOR LOW/MOD HOUSING IN SPECIAL AREAS	0.00	0
11 EXPENDED FOR LOW/MOD MULTI-UNIT HOUSING	0.00	0
12 DISBURSED FOR OTHER LOW/MOD ACTIVITIES	3,524,719.90	3439666.31
13 TOTAL LOW/MOD CREDIT (SUM, LINES 10 - 12)	3,524,719.90	3439666.31
14 AMOUNT SUBJECT TO LOW/MOD BENEFIT (LINE 05)	3,774,719.90	3439663.31
15 PERCENT LOW/MOD CREDIT (LINE 13/LINE 14)	93.38%	100.00%

PART IV: PUBLIC SERVICE (PS) CALCULATIONS

16 DISBURSED IN IDIS FOR PUBLIC SERVICES	3,524,719.90	3439666.31
17 CDBG-CV GRANT	9,106,648.00	9,106,648.00
18 PERCENT OF FUNDS DISBURSED FOR PS ACTIVITIES (LINE 16/LINE 17)	38.70%	37.77%

PART V: PLANNING AND ADMINISTRATION (PA) CAP

19 DISBURSED IN IDIS FOR PLANNING/ADMINISTRATION	466,051.83	362163.51
20 CDBG-CV GRANT	9,106,648.00	9,106,648.00
21 PERCENT OF FUNDS DISBURSED FOR PA ACTIVITIES (LINE 19/LINE 20)	5.12%	3.98%

LINE 10 DETAIL: ACTIVITIES TO CONSIDER IN DETERMINING THE AMOUNT TO ENTER ON LINE 10

Report returned no data.

LINE 11 DETAIL: ACTIVITIES TO CONSIDER IN DETERMINING THE AMOUNT TO ENTER ON LINE 11

Report returned no data.

LINE 12 DETAIL: ACTIVITIES INCLUDED IN THE COMPUTATION OF LINE 12

Plan Year	IDIS Project	IDIS Activity	Voucher Number	Activity Name	IDIS Code	National Objective	Drawn Amount
2020	36	4406	6511690	CV Public Services - Catholic Charities - Workforce Development for New	05H	LMC	\$8,433.41
			6557736	CV Public Services - Catholic Charities - Workforce Development for New	05H	LMC	\$24,378.96
			6580350	CV Public Services - Catholic Charities - Workforce Development for New	05H	LMC	\$27,187.63
		4407	6511690	CV Public Services - Employment Reentry Services for formerly	05H	LMC	\$29,724.98
			6543646	CV Public Services - Employment Reentry Services for formerly	05H	LMC	\$4,169.49
			6557736	CV Public Services - Employment Reentry Services for formerly	05H	LMC	\$6,105.53
		4408	6511690	CV Public Services - Center for Respite Care - Medical Recovery Program	03T	LMC	\$23,333.33
			6557736	CV Public Services - Center for Respite Care - Medical Recovery Program	03T	LMC	\$10,000.00
			6559403	CV Public Services - Center for Respite Care - Medical Recovery Program	03T	LMC	\$3,333.34
			6598637	CV Public Services - Center for Respite Care - Medical Recovery Program	03T	LMC	
		4415	6543646	CV Public Services - Cincinnati Works Job Readiness, Phoenix Program	05H	LMC	\$47,564.75
			6557736	CV Public Services - Cincinnati Works Job Readiness, Phoenix Program	05H	LMC	\$39,621.24
			6559410	CV Public Services - Cincinnati Works Job Readiness, Phoenix Program	05H	LMC	\$18,814.01
		4416	6580350	CV Public Services - CAA CDL Training	05H	LMC	\$37,981.00
		4417	6511690	CV Public Services - Cincy Smiles - Case Management	05H	LMC	\$46,203.64
			6543646	CV Public Services - Cincy Smiles - Case Management	05H	LMC	\$6,469.66
			6557736	CV Public Services - Cincy Smiles - Case Management	05H	LMC	\$5,570.94
			6559410	CV Public Services - Cincy Smiles - Case Management	05H	LMC	\$1,755.76
		4418	6511690	CV Public Services - City Gospel Mission - Jobs Plus	05H	LMC	\$24,000.00
			6543646	CV Public Services - City Gospel Mission - Jobs Plus	05H	LMC	\$3,200.00
			6557736	CV Public Services - City Gospel Mission - Jobs Plus	05H	LMC	\$6,400.00
			6559410	CV Public Services - City Gospel Mission - Jobs Plus	05H	LMC	\$6,400.00
		4419	6543646	CV Public Services - Easter Seals - ESGC Military & Veteran Services	03T	LMC	\$26,666.66
			6559410	CV Public Services - Easter Seals - ESGC Military & Veteran Services	03T	LMC	\$10,000.01
			6580350	CV Public Services - Easter Seals - ESGC Military & Veteran Services	03T	LMC	\$3,333.33
		4420	6557736	CV Public Service - Greater Cincinnati Behavioral Health Services - Youth	05H	LMC	\$38,640.83
			6559410	CV Public Service - Greater Cincinnati Behavioral Health Services - Youth	05H	LMC	\$26,359.17
		4421	6511690	CV Public Services - Madisonville Education and Assistance Center (MEAC)	03T	LMC	\$40,000.00
		4422	6511690	CV Public Services - Mercy Neighborhood Ministries - Home Care Aide	05H	LMC	\$13,979.52
			6543646	CV Public Services - Mercy Neighborhood Ministries - Home Care Aide	05H	LMC	\$14,939.87
			6580350	CV Public Services - Mercy Neighborhood Ministries - Home Care Aide	05H	LMC	\$11,080.61
		4423	6511690	CV Public Services - Mercy Neighborhood Ministries - Workforce Supports	05H	LMC	\$18,059.64
			6543646	CV Public Services - Mercy Neighborhood Ministries - Workforce Supports	05H	LMC	\$12,842.47
			6580350	CV Public Services - Mercy Neighborhood Ministries - Workforce Supports	05H	LMC	\$9,097.89
		4424	6580350	CV Public Services - Power Inspires Progress - Stabilization, Training and	05H	LMC	\$14,262.14
			6581069	CV Public Services - Power Inspires Progress - Stabilization, Training and	05H	LMC	\$1.00
		4425	6559410	CV Public Services - Santa Maria Community Services - Stable Families	03T	LMC	\$35,747.41
			6580350	CV Public Services - Santa Maria Community Services - Stable Families	03T	LMC	\$4,002.39
		4426	6511690	CV Public Services - Santa Maria Community Services - Workforce	05H	LMC	\$39,407.78
			6559410	CV Public Services - Santa Maria Community Services - Workforce	05H	LMC	\$24,371.33
			6580350	CV Public Services - Santa Maria Community Services - Workforce	05H	LMC	\$16,167.26

4427	6581069	CV Public Services - St. Vincent de Paul - Homeless Prevention Program	03T	LMC	\$39,999.99	
4428	6557744	CV Public Services - Talbert House - Employment Services	05H	LMC	\$21,610.51	
	6559410	CV Public Services - Talbert House - Employment Services	05H	LMC	\$14,200.02	
4429	6511690	CV Public Services - Tender Mercies - Permanent Supportive Housing	03T	LMC	\$16,543.19	
	6543646	CV Public Services - Tender Mercies - Permanent Supportive Housing	03T	LMC	\$3,875.89	
	6559410	CV Public Services - Tender Mercies - Permanent Supportive Housing	03T	LMC	\$19,580.92	
4455	6580350	CV Public Services - Urban League - Employment Services	05H	LMC	\$53,317.63	
4458	6511713	CV Public Services - Women Helping Women - Crime Services	05I	LMC	\$44,201.91	
	6559410	CV Public Services - Women Helping Women - Crime Services	05I	LMC	\$30,203.43	
4459	6559410	CV Public Services - Santa Maria - Crime Services	05I	LMC	\$79,334.70	
	6580350	CV Public Services - Santa Maria - Crime Services	05I	LMC	\$11,245.60	
4461	6559455	CV Public Services - Dress For Success - Employment Training	05H	LMC	\$23,200.00	
	6580350	CV Public Services - Dress For Success - Employment Training	05H	LMC	\$16,800.00	
4462	6511709	CV Public Services - Cinti Union Bethel - Anna Louis Inn	05O	LMC	\$21,000.00	
	6559410	CV Public Services - Cinti Union Bethel - Anna Louis Inn	05O	LMC	\$19,000.00	
4463	6558050	CV Public Services - Freestore Foodbank - Employment Training	05H	LMC	\$84,667.73	
	6559410	CV Public Services - Freestore Foodbank - Employment Training	05H	LMC	\$40,332.27	
4464	6511709	CV Public Services - Families Forward - Crime Awareness	05I	LMC	\$54,018.36	
4465	6559410	CV Public Services - Urban League - Crime Awareness/Youth Council	05I	LMC	\$22,531.75	
	6580350	CV Public Services - Urban League - Crime Awareness/Youth Council	05I	LMC	\$31,315.76	
4466	6559410	CV Public Services - Catholic Charities - Senior Services	05A	LMC	\$41,324.83	
	6580350	CV Public Services - Catholic Charities - Senior Services	05A	LMC	\$4,954.90	
	6598637	CV Public Services - Catholic Charities - Senior Services	05A	LMC		\$1,720.27
4467	6511709	CV Public Services - Mercy Neighborhood - Senior Services	05A	LMC	\$18,288.31	
	6543646	CV Public Services - Mercy Neighborhood - Senior Services	05A	LMC	\$18,126.93	
	6580350	CV Public Services - Mercy Neighborhood - Senior Services	05A	LMC	\$11,584.75	
4468	6511709	CV Public Services - Center for Addiction Treatment - Mental Health	05O	LMC	\$10,083.82	
	6543646	CV Public Services - Center for Addiction Treatment - Mental Health	05O	LMC	\$30,229.87	
	6559410	CV Public Services - Center for Addiction Treatment - Mental Health	05O	LMC	\$22,875.05	
4469	6559410	CV Public Services - Community Matters - Substance Abuse Services	05F	LMC	\$40,000.00	
4470	6511709	CV Public Services - City Gospel Mission - Health Services	05M	LMC	\$50,250.00	
	6543646	CV Public Services - City Gospel Mission - Health Services	05M	LMC	\$6,700.00	
	6557744	CV Public Services - City Gospel Mission - Health Services	05M	LMC	\$13,400.00	
	6559410	CV Public Services - City Gospel Mission - Health Services	05M	LMC	\$9,650.00	
4471	6543646	CV Public Services - Neighborhood Allies - Substance Abuse Services	05F	LMC	\$28,800.00	
4475	6511709	CV Public Services - CHAMPS Prevention Program - Mental Health	05O	LMC	\$21,905.74	
	6559410	CV Public Services - CHAMPS Prevention Program - Mental Health	05O	LMC	\$18,094.26	
4477	6543646	CV Public Services - Addiction Services Council - Mental Health	05O	LMC	\$26,294.08	
	6559410	CV Public Services - Addiction Services Council - Mental Health	05O	LMC	\$4,560.25	
	6581069	CV Public Services - Addiction Services Council - Mental Health	05O	LMC	\$9,145.67	
4478	6557744	CV Public Services - Freestore Foodbank - Employment Training	05H	LMC	\$100,000.00	
4479	6559424	CV Public Services - Per Scholas - Employment Training	05H	LMC	\$75,957.30	
	6580350	CV Public Services - Per Scholas - Employment Training	05H	LMC	\$9,811.52	
4480	6580350	CV Public Services - Urban League - Employment Training	05H	LMC	\$39,782.79	
4481	6543646	CV Public Services - Salvation Army - Crime Awareness	05I	LMC	\$8,219.91	
	6559455	CV Public Services - Salvation Army - Crime Awareness	05I	LMC	\$7,986.30	
4482	6511713	CV Public Services - Cinti Union Bethel - Mental Health Services	05O	LMC	\$21,000.00	
	6559424	CV Public Services - Cinti Union Bethel - Mental Health Services	05O	LMC	\$19,000.00	
4483	6580350	CV Public Services - Cincinnati Youth Collaborative - Employment Training	05H	LMC	\$86,000.00	
4484	6559424	CV Public Services - 4C for Children - Child Care Solutions	05L	LMC	\$10,000.00	
4485	6598637	CV Public Services - First Step Home - Mental Health Services	05L	LMC		\$80,000.00
4486	6559424	CV Public Services - Legal Aid - Homeless Prevention	05C	LMC	\$30,498.84	
4487	6559424	CV Public Services - Legal Aid - Clearing Hurdles to Employment	05C	LMC	\$30,977.11	
4488	6559424	CV Public Services - Ohio Justice Center - Second Chance	05C	LMC	\$26,666.64	
	6580350	CV Public Services - Ohio Justice Center - Second Chance	05C	LMC	\$13,332.99	
4489	6559424	CV Public Services - IKRON - Employment Training	05H	LMC	\$40,000.00	
4490	6559424	CV Public Services - IKRON - Rise - Employment Training	05H	LMC	\$42,000.00	
4492	6581069	CV Public Services - Immigrant and Refugee - Legal Services	05C	LMC	\$41,306.77	
4493	6543646	CV Public Services - Cincinnati Works - Employment Training	05H	LMC	\$226,767.77	
	6559424	CV Public Services - Cincinnati Works - Employment Training	05H	LMC	\$23,232.23	
4501	6511713	CV Public Services - Closing the Health Gap - Health Services	05M	LMA	\$432,262.35	
	6559424	CV Public Services - Closing the Health Gap - Health Services	05M	LMA	\$233,845.89	
4507	6559424	CV Public Services - Downtown Cincinnati- Homeless Prevention	03T	LMC	\$75,000.00	
4536	6559424	CV Public Services - Center for Addiction Treatment - Mental Health	05O	LMC	\$73,162.80	
Total					\$3,439,666.31	

LINE 16 DETAIL: ACTIVITIES INCLUDED IN THE COMPUTATION OF LINE 16

Plan Year	IDIS Project	IDIS Activity	voucher Number	Activity Name	MATRIX Code	National Objective	Drawn Amount
2020	36	4406	6511690	CV Public Services - Catholic Charities - Workforce Development for New	05H	LMC	\$8,433.41
			6557736	CV Public Services - Catholic Charities - Workforce Development for New	05H	LMC	\$24,378.96
			6580350	CV Public Services - Catholic Charities - Workforce Development for New	05H	LMC	\$27,187.63
		4407	6511690	CV Public Services - Employment Reentry Services for formerly	05H	LMC	\$29,724.98
			6543646	CV Public Services - Employment Reentry Services for formerly	05H	LMC	\$4,169.49
			6557736	CV Public Services - Employment Reentry Services for formerly	05H	LMC	\$6,105.53
		4408	6511690	CV Public Services - Center for Respite Care - Medical Recovery Program	03T	LMC	\$23,333.33
			6557736	CV Public Services - Center for Respite Care - Medical Recovery Program	03T	LMC	\$10,000.00
			6559403	CV Public Services - Center for Respite Care - Medical Recovery Program	03T	LMC	\$3,333.34
			6598637	CV Public Services - Center for Respite Care - Medical Recovery Program	03T	LMC	
		4415	6543646	CV Public Services - Cincinnati Works Job Readiness, Phoenix Program	05H	LMC	\$47,564.75
			6557736	CV Public Services - Cincinnati Works Job Readiness, Phoenix Program	05H	LMC	\$39,621.24
			6559410	CV Public Services - Cincinnati Works Job Readiness, Phoenix Program	05H	LMC	\$18,814.01
		4416	6580350	CV Public Services - CAA CDL Training	05H	LMC	\$37,981.00
		4417	6511690	CV Public Services - Cincy Smiles - Case Management	05H	LMC	\$46,203.64
			6543646	CV Public Services - Cincy Smiles - Case Management	05H	LMC	\$6,469.66

	6557736	CV Public Services - Cincy Smiles - Case Management	05H	LMC	\$5,570.94	
	6559410	CV Public Services - Cincy Smiles - Case Management	05H	LMC	\$1,755.76	
4418	6511690	CV Public Services - City Gospel Mission - Jobs Plus	05H	LMC	\$24,000.00	
	6543646	CV Public Services - City Gospel Mission - Jobs Plus	05H	LMC	\$3,200.00	
	6557736	CV Public Services - City Gospel Mission - Jobs Plus	05H	LMC	\$6,400.00	
	6559410	CV Public Services - City Gospel Mission - Jobs Plus	05H	LMC	\$6,400.00	
4419	6543646	CV Public Services - Easter Seals - ESGC Military & Veteran Services	03T	LMC	\$26,666.66	
	6559410	CV Public Services - Easter Seals - ESGC Military & Veteran Services	03T	LMC	\$10,000.01	
	6580350	CV Public Services - Easter Seals - ESGC Military & Veteran Services	03T	LMC	\$3,333.33	
4420	6557736	CV Public Service - Greater Cincinnati Behavioral Health Services - Youth	05H	LMC	\$38,640.83	
	6559410	CV Public Service - Greater Cincinnati Behavioral Health Services - Youth	05H	LMC	\$26,359.17	
4421	6511690	CV Public Services - Madisonville Education and Assistance Center (MEAC)	03T	LMC	\$40,000.00	
4422	6511690	CV Public Services - Mercy Neighborhood Ministries - Home Care Aide	05H	LMC	\$13,979.52	
	6543646	CV Public Services - Mercy Neighborhood Ministries - Home Care Aide	05H	LMC	\$14,939.87	
	6580350	CV Public Services - Mercy Neighborhood Ministries - Home Care Aide	05H	LMC	\$11,080.61	
4423	6511690	CV Public Services - Mercy Neighborhood Ministries - Workforce Supports	05H	LMC	\$18,059.64	
	6543646	CV Public Services - Mercy Neighborhood Ministries - Workforce Supports	05H	LMC	\$12,842.47	
	6580350	CV Public Services - Mercy Neighborhood Ministries - Workforce Supports	05H	LMC	\$9,097.89	
4424	6580350	CV Public Services - Power Inspires Progress - Stabilization, Training and	05H	LMC	\$14,262.14	
	6581069	CV Public Services - Power Inspires Progress - Stabilization, Training and	05H	LMC	\$1.00	
4425	6559410	CV Public Services - Santa Maria Community Services - Stable Families	03T	LMC	\$35,747.41	
	6580350	CV Public Services - Santa Maria Community Services - Stable Families	03T	LMC	\$4,002.39	
4426	6511690	CV Public Services - Santa Maria Community Services - Workforce	05H	LMC	\$39,407.78	
	6559410	CV Public Services - Santa Maria Community Services - Workforce	05H	LMC	\$24,371.33	
	6580350	CV Public Services - Santa Maria Community Services - Workforce	05H	LMC	\$16,167.26	
4427	6581069	CV Public Services - St. Vincent de Paul - Homeless Prevention Program	03T	LMC	\$39,999.99	
4428	6557744	CV Public Services - Talbert House - Employment Services	05H	LMC	\$21,610.51	
	6559410	CV Public Services - Talbert House - Employment Services	05H	LMC	\$14,200.02	
4429	6511690	CV Public Services - Tender Mercies - Permanent Supportive Housing	03T	LMC	\$16,543.19	
	6543646	CV Public Services - Tender Mercies - Permanent Supportive Housing	03T	LMC	\$3,875.89	
	6559410	CV Public Services - Tender Mercies - Permanent Supportive Housing	03T	LMC	\$19,580.92	
4455	6580350	CV Public Services - Urban League - Employment Services	05H	LMC	\$53,317.63	
4458	6511713	CV Public Services - Women Helping Women - Crime Services	05I	LMC	\$44,201.91	
	6559410	CV Public Services - Women Helping Women - Crime Services	05I	LMC	\$30,203.43	
4459	6559410	CV Public Services - Santa Maria - Crime Services	05I	LMC	\$79,334.70	
	6580350	CV Public Services - Santa Maria - Crime Services	05I	LMC	\$11,245.60	
4461	6559455	CV Public Services - Dress For Success - Employment Training	05H	LMC	\$23,200.00	
	6580350	CV Public Services - Dress For Success - Employment Training	05H	LMC	\$16,800.00	
4462	6511709	CV Public Services - Cinti Union Bethel - Anna Louis Inn	05O	LMC	\$21,000.00	
	6559410	CV Public Services - Cinti Union Bethel - Anna Louis Inn	05O	LMC	\$19,000.00	
4463	6558050	CV Public Services - Freestore Foodbank - Employment Training	05H	LMC	\$84,667.73	
	6559410	CV Public Services - Freestore Foodbank - Employment Training	05H	LMC	\$40,332.27	
4464	6511709	CV Public Services - Families Forward - Crime Awareness	05I	LMC	\$54,018.36	
4465	6559410	CV Public Services - Urban League - Crime Awareness/Youth Council	05I	LMC	\$22,531.75	
	6580350	CV Public Services - Urban League - Crime Awareness/Youth Council	05I	LMC	\$31,315.76	
4466	6559410	CV Public Services - Catholic Charities - Senior Services	05A	LMC	\$41,324.83	
	6580350	CV Public Services - Catholic Charities - Senior Services	05A	LMC	\$4,954.90	
	6598637	CV Public Services - Catholic Charities - Senior Services	05A	LMC		\$1,720.27
4467	6511709	CV Public Services - Mercy Neighborhood - Senior Services	05A	LMC	\$18,288.31	
	6543646	CV Public Services - Mercy Neighborhood - Senior Services	05A	LMC	\$18,126.93	
	6580350	CV Public Services - Mercy Neighborhood - Senior Services	05A	LMC	\$11,584.75	
4468	6511709	CV Public Services - Center for Addiction Treatment - Mental Health	05O	LMC	\$10,083.82	
	6543646	CV Public Services - Center for Addiction Treatment - Mental Health	05O	LMC	\$30,229.87	
	6559410	CV Public Services - Center for Addiction Treatment - Mental Health	05O	LMC	\$22,875.05	
4469	6559410	CV Public Services - Community Matters - Substance Abuse Services	05F	LMC	\$40,000.00	
4470	6511709	CV Public Services - City Gospel Mission - Health Services	05M	LMC	\$50,250.00	
	6543646	CV Public Services - City Gospel Mission - Health Services	05M	LMC	\$6,700.00	
	6557744	CV Public Services - City Gospel Mission - Health Services	05M	LMC	\$13,400.00	
	6559410	CV Public Services - City Gospel Mission - Health Services	05M	LMC	\$9,650.00	
4471	6543646	CV Public Services - Neighborhood Allies - Substance Abuse Services	05F	LMC	\$28,800.00	
4475	6511709	CV Public Services - CHAMPS Prevention Program - Mental Health	05O	LMC	\$21,905.74	
	6559410	CV Public Services - CHAMPS Prevention Program - Mental Health	05O	LMC	\$18,094.26	
4477	6543646	CV Public Services - Addiction Services Council - Mental Health	05O	LMC	\$26,294.08	
	6559410	CV Public Services - Addiction Services Council - Mental Health	05O	LMC	\$4,560.25	
	6581069	CV Public Services - Addiction Services Council - Mental Health	05O	LMC	\$9,145.67	
4478	6557744	CV Public Services - Freestore Foodbank - Employment Training	05H	LMC	\$100,000.00	
4479	6559424	CV Public Services - Per Scholas - Employment Training	05H	LMC	\$75,957.30	
	6580350	CV Public Services - Per Scholas - Employment Training	05H	LMC	\$9,811.52	
4480	6580350	CV Public Services - Urban League - Employment Training	05H	LMC	\$39,782.79	
4481	6543646	CV Public Services - Salvation Army - Crime Awareness	05I	LMC	\$8,219.91	
	6559455	CV Public Services - Salvation Army - Crime Awareness	05I	LMC	\$7,986.30	
4482	6511713	CV Public Services - Cinti Union Bethel - Mental Health Services	05O	LMC	\$21,000.00	
	6559424	CV Public Services - Cinti Union Bethel - Mental Health Services	05O	LMC	\$19,000.00	
4483	6580350	CV Public Services - Cincinnati Youth Collaborative - Employment Training	05H	LMC	\$86,000.00	
4484	6559424	CV Public Services - 4C for Children - Child Care Solutions	05L	LMC	\$10,000.00	
4485	6598637	CV Public Services - First Step Home - Mental Health Services	05L	LMC		\$80,000.00
4486	6559424	CV Public Services - Legal Aid - Homeless Prevention	05C	LMC	\$30,498.84	
4487	6559424	CV Public Services - Legal Aid - Clearing Hurdles to Employment	05C	LMC	\$30,977.11	
4488	6559424	CV Public Services - Ohio Justice Center - Second Chance	05C	LMC	\$26,666.64	
	6580350	CV Public Services - Ohio Justice Center - Second Chance	05C	LMC	\$13,332.99	
4489	6559424	CV Public Services - IKRON - Employment Training	05H	LMC	\$40,000.00	
4490	6559424	CV Public Services - IKRON - Rise - Employment Training	05H	LMC	\$42,000.00	
4492	6581069	CV Public Services - Immigrant and Refugee - Legal Services	05C	LMC	\$41,306.77	
4493	6543646	CV Public Services - Cincinnati Works - Employment Training	05H	LMC	\$226,767.77	
	6559424	CV Public Services - Cincinnati Works - Employment Training	05H	LMC	\$23,232.23	

	4501	6511713	CV Public Services - Closing the Health Gap - Health Services	05M	LMA	\$432,262.35
		6559424	CV Public Services - Closing the Health Gap - Health Services	05M	LMA	\$233,845.89
	4507	6559424	CV Public Services - Downtown Cincinnati- Homeless Prevention	03T	LMC	\$75,000.00
	4536	6559424	CV Public Services - Center for Addiction Treatment - Mental Health	05O	LMC	\$73,162.80
Total						\$3,439,666.31

Plan Year	IDIS Project	IDIS Activity Number	voucnr	Activity Name	matrix Code	National Objective	Drawn Amount	
2020	37	4457	6509912	CDBG-CV1 Administration	21A		\$27,325.88	
			6511720	CDBG-CV1 Administration	21A		\$135,207.50	
			6543765	CDBG-CV1 Administration	21A		\$32,984.39	
			6558050	CDBG-CV1 Administration	21A		\$14,251.97	
			6559455	CDBG-CV1 Administration	21A		\$95,065.21	
			6581069	CDBG-CV1 Administration	21A		\$37,449.92	
			6581074	CDBG-CV1 Administration	21A		\$19,878.64	
			6598637	CDBG-CV1 Administration	21A			\$103,888.32
Total							\$362,163.51	

U.S. Department of Housing and Urban Development
Office of Community Planning and Development
Integrated Disbursement and Information System
Home Matching Liability Report

DATE: 03-28-22
TIME: 12:15
PAGE: 1

CINCINNATI, OH

Fiscal Year	Match Percent	Total Disbursements	Disbursements Requiring Match	Match Liability Amount
-----	-----	-----	-----	-----
1998	12.5 %	\$3,337,401.85	\$2,995,002.85	\$374,375.35
1999	12.5 %	\$2,761,368.22	\$2,390,205.22	\$298,775.65
2000	12.5 %	\$3,005,175.95	\$2,663,810.15	\$332,976.26
2001	12.5 %	\$3,756,205.61	\$3,264,762.80	\$408,095.35
2002	12.5 %	\$4,144,551.43	\$3,814,653.59	\$476,831.69
2003	12.5 %	\$3,811,089.89	\$2,736,623.77	\$342,077.97
2004	12.5 %	\$5,134,753.80	\$4,370,193.82	\$546,274.22
2005	12.5 %	\$5,459,345.45	\$4,552,055.98	\$569,006.99
2006	12.5 %	\$2,800,070.46	\$2,422,807.10	\$302,850.88
2007	12.5 %	\$3,642,998.25	\$3,077,821.08	\$384,727.63
2008	12.5 %	\$3,456,435.12	\$3,032,028.30	\$379,003.53
2009	12.5 %	\$1,116,270.32	\$766,246.69	\$95,780.83
2010	12.5 %	\$6,246,773.00	\$5,641,221.07	\$705,152.63
2011	12.5 %	\$5,268,436.81	\$4,715,260.49	\$589,407.56
2012	12.5 %	\$5,876,855.87	\$5,518,417.30	\$689,802.16
2013	12.5 %	\$2,464,938.66	\$2,066,900.49	\$258,362.56
2014	12.5 %	\$2,337,391.94	\$1,971,591.35	\$246,448.91

IDIS - PR33

U.S. Department of Housing and Urban Development
Office of Community Planning and Development
Integrated Disbursement and Information System
Home Matching Liability Report

DATE: 03-28-22
TIME: 12:15
PAGE: 2

2015	12.5 %	\$3,689,077.91	\$3,355,843.70	\$419,480.46
2016	12.5 %	\$2,059,463.97	\$1,848,224.06	\$231,028.00
2017	12.5 %	\$2,073,586.54	\$1,849,711.14	\$231,213.89
2018	12.5 %	\$1,587,698.87	\$1,192,702.72	\$149,087.84
2019	12.5 %	\$2,066,362.94	\$1,729,996.69	\$216,249.58
2020	12.5 %	\$1,294,315.69	\$1,016,352.41	\$127,044.05
2021	12.5 %	\$1,442,216.39	\$1,084,098.79	\$135,512.34